



PAMPAPLUS

PROGRAMA DE AVALIAÇÃO GENÉTICA

Hereford & Braford

SUMÁRIO DE AVALIAÇÃO GENÉTICA
HEREFORD & BRAFORD

2022



ÍNDICE

APRESENTAÇÃO	10
PAMPAPLUS	12
PRÊMIOS TOP PAMPAPLUS	14
EVOLUÇÃO PAMPAPLUS	16
LINHA DO TEMPO PAMPAPLUS	17
ENTENDENDO A AVALIAÇÃO GENÉTICA PARA MELHORAR SEU REBANHO	18
INSTRUMENTOS DISPONÍVEIS NO SUMÁRIO PARA ALCANÇAR OS SEUS OBJETIVOS	20
CARACTERÍSTICAS AVALIADAS	22
AVALIAÇÕES GENÉTICAS 2022	24
A DIVERSIDADE GENÉTICA DAS RAÇAS HEREFORD E BRAFORD	25
TENDÊNCIAS GENÉTICAS DAS RAÇAS HEREFORD E BRAFORD	26
ESTABELECIMENTOS CADASTRADOS NO PAMPAPLUS	28
DISPOSIÇÃO DAS TABELAS NO SUMÁRIO E CRITÉRIOS	32
LEGENDA DAS TABELAS	33
FORNECEDORES DE SÊMEN	33
TOUROS PAIS	36
MATRIZES DESTAQUE	117
TOUROS E FÊMEAS JOVENS	131
TOUROS JOVENS GANHADORES DA PAC E TEA	246
AVALIAÇÕES POR ULTRASSONOGRAFIA	250

**Este ano, queremos falar
menos de nós,
Cabanha São Fernando,
e mais de todos nós:
*o campo.***

O campo, que resiste, que não para.

Que produz, que alimenta.

E que após tantos desafios,
vê renascer a esperança.

Saímos deste lado ainda
mais fortes, graças a nosso
trabalho e à nossa gente.

E assim vamos continuar,
em cada detalhe da nossa produção,
fazendo a diferença para o Brasil.

Fazendo história.

📷 📱 @cabanhasaofernando



Cabanha São Fernando
Genética que faz história



GENÉTICA ABS - A MELHOR **CONSISTÊNCIA** E **FACILIDADE DE PARTO** PARA O SEU REBANHO

29B01006 **HURACÁN**

IA-B057 GUASUNCHOS 3125 EXPERTO x RANCHO 316 TE MAGNO

	PN	PD	PS	IQG
DEP	+0,74	+7,98	+15,16	+2,30
Acc		.31	.30	
Rank	94%	1%	0,5%	1%

Pampapulus, maio 2022

TOP 1% PAMPAPULUS COM
CONSISTÊNCIA RACIAL

29B01009 **MASCAVO**

MÃE RAINHA 38-TE69 MAESTRO x CUYANO HUINKA SHAKAD1450 KACHAPE

	PN	PD	PS	IQG
DEP	-0,56	+3,64	+7,63	+1,90
Acc	.31	.35	.34	
Rank	11%	15%	8%	3%

Pampapulus, maio 2022

OPÇÃO DE LINHAGEM COM
FACILIDADE DE PARTO



NATVA

@ f t y abspecplan

+55 (34) 3319-5400 | www.absglobal.com/br

Progresso Genético Gerando Lucro



SELECIONAR, COLETAR, TESTAR, ENTREGAR, COMPROVAR.

Compromisso com a evolução da pecuária brasileira.



 +55 (55) 999.993.141

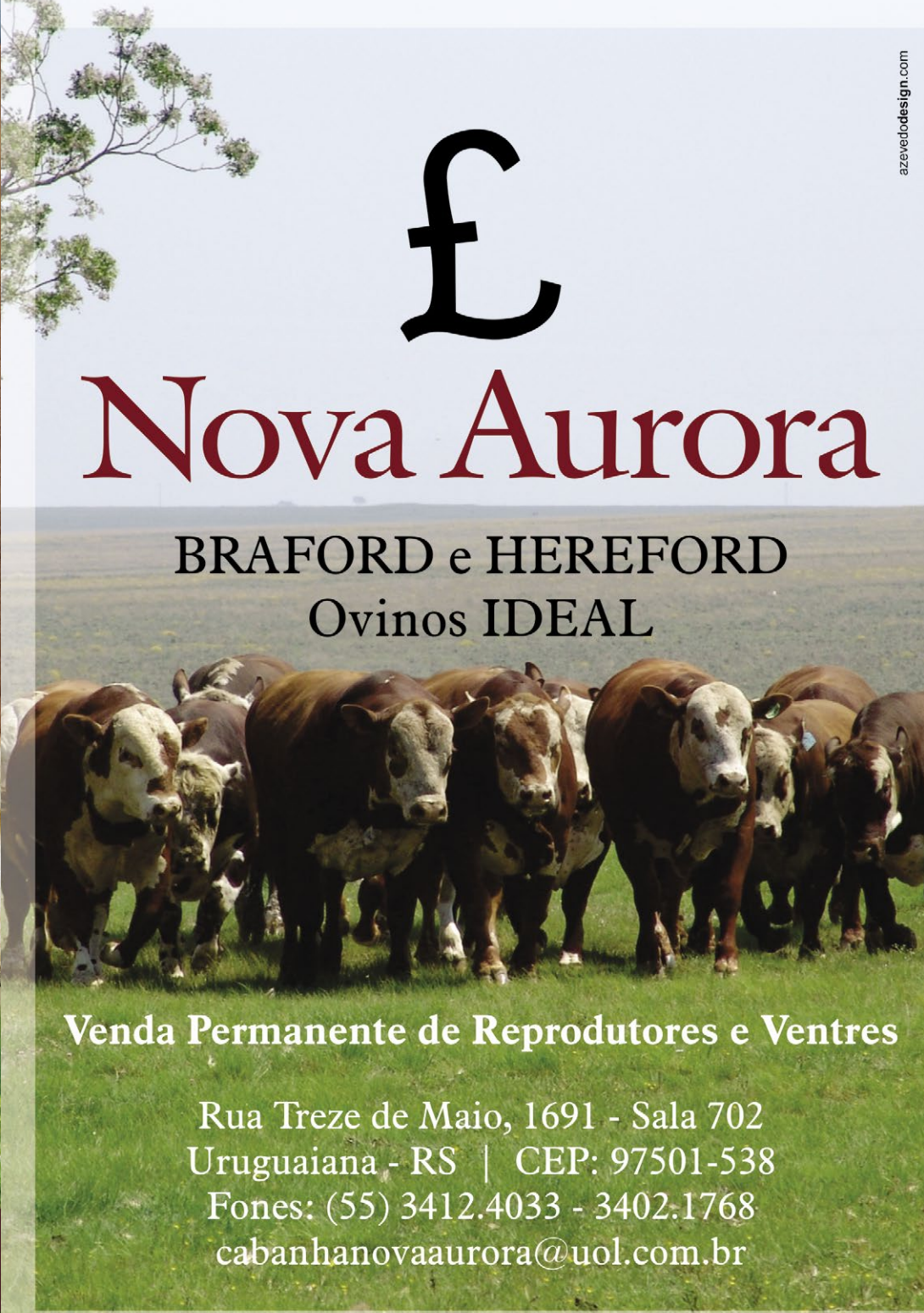

   RENASCERBIOTECNOLOGIA

RENASCER
BIOTECNOLOGIA

ANGUS · BRANGUS · HEREFORD · BRAFORD · DEVON · NELORE · CHAROLÊS
Acesse renascerbiotecnologia.com.br e confira nossos reprodutores



Foto: Gustavo Rafael





£

Nova Aurora

BRAFORD e HEREFORD
Ovinos IDEAL

Venda Permanente de Reprodutores e Ventres

Rua Treze de Maio, 1691 - Sala 702
Uruguaiana - RS | CEP: 97501-538
Fones: (55) 3412.4033 - 3402.1768
cabanhanovaaurora@uol.com.br

  @EstânciaSãoFranciscoXavier

© (53) 99954 8736 | (51) 98189 3111 | (53) 99972 1442

estanciasaofranciscoxavier@gmail.com

QUEM SOMOS?

A BioData - Ciência de Dados é uma empresa de análise estatística que entra no mercado no ano de 2020, com foco em dados biológicos voltados para o **MELHORAMENTO GENÉTICO** e **PRODUÇÃO** (animal ou vegetal).

PRODUTOS

Melhoramento genético

Análise de dados e uso de métodos estatísticos e experimentais

Gerenciamento e aplicação de projetos

Consultoria em aplicação prática da avaliação genética

Seleção e gestão de acasalamentos

Índices bioeconômicos de seleção

Consultoria em implementação de métodos genômicos de avaliação e seleção

PROGRAMAS DE AVALIAÇÃO GENÉTICA EM ANDAMENTO



AVALIAÇÃO GENÉTICA DE BOVINOS DE CORTE

AVALIAÇÃO GENÉTICA DE OVINOS



CORPO TÉCNICO

Dr. Bruno Borges M. Teixeira
(Med. Veterinário)

Dr. Gabriel Soares Campos
(Eng. Agrônomo)

Dr. Leandro Lunardini Cardoso
(Zootecnista)

Dr. Rodrigo Fagundes da Costa
(Eng. Agrônomo)



FALE CONOSCO

@_biodata

@empresabiodata

53-999613469



biodata@biodatascience.com.br

16/SET

SEXTA-FEIRA 20H30



AURORA

REMATE VIRTUAL - 2022

BOVINOS **BRAFORD**



Transmissão: lancerural.com.br

| tvterraviva.bond.uol.com.br

Rematará:



55.3412.3985

@estanciaaurora

Fernando Faria Correa,
Maria Luiza e Filhos

REMATE

CONEXÃO



PAMPA

PRIMAVERA



AGROPECUÁRIA
SÃO PEDRO



CABANHA
SÃO FERNANDO



FAZENDA
SÃO MANOEL



ESTÂNCIA
SILÊNCIO



21/10

Presencial

SEXTA-FEIRA, 13H - ALEGRETE/RS

150 TOUROS • 400 FÊMEAS

O MAIOR LEILÃO DAS RAÇAS HEREFORD E BRAFORD DO BRASIL



remateconexaopampa

@conexaopampa



APRESENTAÇÃO



Prezados Criadores,

A pecuária brasileira vem utilizando cada vez mais a ciência e a tecnologia para contribuição do melhoramento genético dos animais, está é uma forma de transformar as escolhas de seleção do rebanho em maior produtividade dentro da porteira. Nesse sentido, o trabalho desenvolvido pelo Programa de Avaliação Genética Oficial da Associação Brasileira de Hereford e Braford (ABHB), o PampaPlus, vem demonstrando sua importância para o auxílio dos criatórios de genética Hereford e Braford na seleção de animais superiores.

Prova disso são os mais de 18 mil animais avaliados em 2021, de 69 propriedades do Brasil e Uruguai, se tornando assim o Programa com o maior número de avaliações entre os homologados pela entidade. Um reconhecimento dos criadores que estão investindo, cada vez mais, em busca de obter informações específicas de seus rebanhos e trazendo maior avanço genético para as raças.

E este reconhecimento está expresso nas páginas de mais uma edição do Sumário de Avaliação Genética PampaPlus fruto de um intenso trabalho envolvendo criadores, pesquisadores, inspetores técnicos e Conselho Deliberativo Técnico da ABHB.

Diretoria da ABHB

Concluimos mais um ciclo de criteriosas coletas de dados e avaliações genéticas no Programa PampaPlus, fruto do esforço conjunto da Associação Brasileira de Hereford e Braford (ABHB), por meio de seus criadores associados, técnicos e equipe de colaboradores, e dos pesquisadores da Embrapa por meio das Unidades Pecuária Sul em Bagé/RS e Gado de Corte em Campo Grande/MS, e coroando esta parceria com o lançamento da edição de 2022 do Sumário de Avaliação Genética PampaPlus.

Nesta publicação constam os resultados das provas genéticas todos os principais reprodutores das raças Hereford e Braford, bem como touros jovens e ventres de destaque, para dar suporte às decisões de seleção em prol do melhoramento das raças no Brasil, por meio do índice do PampaPlus (IQG) e das demais características avaliadas. Constam, nesta publicação, informações sobre animais melhoradores de variadas regiões, com avaliação genética para características relacionadas ao desempenho, reprodução, características morfológicas e de carcaças por ultrassonografia.

O documento, atualizado anualmente, possibilita aos criadores a seleção de reprodutores Hereford e Braford melhoradores que irão transmitir maior produtividade e lucratividade para os rebanhos, contribuindo para o fortalecimento de toda a cadeia da carne bovina no nosso País.

Boa leitura e boa seleção!

Fernando Flores Cardoso
Chefe Geral – Embrapa Pecuária Sul

O PAMPAPLUS



O PampaPlus é o Programa de Avaliação Genética Oficial da Associação Brasileira de Hereford e Braford (ABHB), analisado pela Empresa Brasileira de Pesquisa Agropecuária (Embrapa), com a tecnologia de melhoramento animal mundialmente reconhecida, disponível a todos os criadores de Hereford e Braford, que visa analisar o desempenho genético dos rebanhos.

Assim, a avaliação genética do PampaPlus fornece aos criadores a utilização da informática e ferramentas de ágil manuseio que os permitam direcionar seus trabalhos de melhoramento, fazendo com que alcancem seus objetivos com maior rapidez e eficiência.

O programa foi desenvolvido em parceria com a Embrapa

Gado de Corte de Campo Grande (MS), através da Fundação de Apoio à Pesquisa Agropecuária e Ambiental, com suporte técnico do Geneplus, e com a Embrapa Pecuária Sul, de Bagé (RS), por meio do Laboratório de Bioinformática e Estatística Genômica.

Através da coleta das informações de desempenho e avaliações visuais dos animais das propriedades participantes do Programa somados às análises de parentesco, são calculados valores genéticos e índices para indicar ao criador quais as vantagens obtidas em usar determinado reprodutor ou matriz.

PROPRIEDADES

As propriedades participantes estão situadas em diversas regi-

ões do Brasil, e também no Paraguai, sob diferentes condições de clima, alimentação e manejo. Cada propriedade faz parte de um grupo contemporâneo, sendo comparados entre si e entre os demais grupos, levando em consideração as ligações de parentesco, o que significa que o valor genético apresentado é sobre toda a população avaliada em diversos ambientes.

METODOLOGIA UTILIZADA PARA ANÁLISE

Nas análises, é utilizada a Metodologia de Modelos Mistos, adotando o Modelo Animal, considerando características múltiplas. As estimativas dos componentes de (co)variância utilizados nas análises são calculadas pela

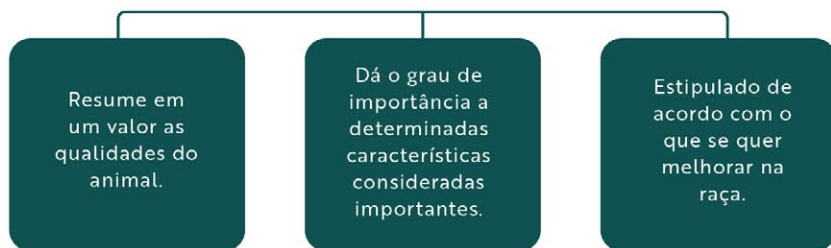
combinação dos resultados da amostra da população analisada e informações constantes na literatura.

O programa computacional, que possibilita a obtenção das predições das diferenças esperadas nas progênies (DEPs) é o InterGen 1.3, desenvolvido pela Equipe do Laboratório de Bioinformática e Estatística Genômica da Embrapa Pecuária Sul, considerando os efeitos diretos e maternos para as características analisadas.

É utilizado nas análises o **MODELO ANIMAL COMPLETO**, que utiliza informações de todos os indivíduos das diversas propriedades e as relações de parentesco entre os animais, promovendo maior acurácia nas estimativas

ÍNDICE DE QUALIFICAÇÃO GENÉTICA

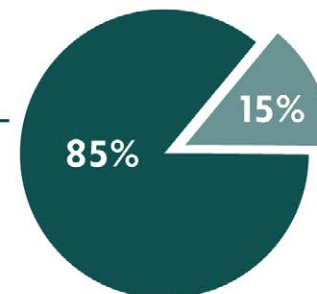
PAMPAPLUS



COMPOSIÇÃO DO ÍNDICE

CARACTERÍSTICAS PRODUTIVAS

Total Maternal a Desmama 30%
Ganho pós-desmama 15%
Peso ao Sobreano 15%
Escore de musculatura 12,5%
Escore de estatura 12,5%



CARACTERÍSTICAS REPRODUTIVAS

Perímetro Escrotal 15%

obtidas de mérito genético.

ÍNDICE DE QUALIFICAÇÃO GENÉTICA E SUA COMPOSIÇÃO

O Índice de Qualificação Genética (IQG) do PampaPlus foi desenvolvido, junto à Embrapa, sob orientação zootécnica da ABHB, de forma a se buscar animais das raças Hereford e Braford capazes de transmitir a seus filhos uma grande capacidade de engorda, precocidade de acabamento para abate, carcaça com peso e conformação almejado pela indústria frigorífica, e que suas filhas geradas sejam sexualmente precoces

e capazes de imprimir ganho de peso às suas crias, com boa capacidade de manter-se a campo.

Através da avaliação do estágio atual dos rebanhos Hereford e Braford, das tendências futuras do mercado da carne e da situação atual e futura do agronegócio como um todo, foram escolhidas, dentre as diversas características avaliadas pelo PampaPlus, as de maior interesse para que o produtor de carne obtenha o máximo de eficiência na sua produção, utilizando o IQG como orientador na compra de um animal, sêmen ou embrião. Ou seja, o IQG é apenas um norteador, resumido em

um único número para o produtor poder escolher uma genética Hereford e Braford de qualidade.

O MELHORAMENTO ATRAVÉS DO IQG

O IQG é uma recomendação da ABHB para melhoramento geral de plantéis, ou seja, se você não sabe o que melhorar, utilize o índice para se orientar. Ao lado da informação do IQG, encontra-se o percentil, posicionando o animal de acordo com esse índice geral.

A partir do índice são gerados os candidatos a receber a dupla

marca, registro especial concedido aos touros e fêmeas jovens melhores avaliados da sua geração.

O índice é avaliado anualmente pela ABHB e foi estruturado de forma a buscar fêmeas mais férteis e capazes de proporcionar ganho de peso a seus filhos, assim como machos com bom peso a desmama e ao sobreano, que possuam boa velocidade de crescimento e capacidade reprodutiva.

PRÊMIOS TOP PAMPAPLUS



O prêmio Top PampaPlus foi criado em 2010, com o objetivo de premiar os touros jovens de melhor desempenho dentro do relatório de avaliação da geração que completa 2 anos.

A premiação busca valorizar no âmbito nacional a genética das raças Hereford e Braford, além de impulsionar o uso dessas novas tecnologias e maximizar a produção de carne de qualidade.

MACHOS HEREFORD

Ano	Animal	Propriedade
2010	Irapuá 7155	Estância Irapuá
2011	Reculuta L 135	Reculuta Agropastoril
2012	Santa Maria 885823	Estância Santa Maria
2013	São Jorge H136	Agropecuária São Jorge
2014	Irapuá 209	Fazendas Irapuá
2015	Do Boldo M059	Estância do Bolso
2016	Reculuta Patriota S912	Reculuta Agropastoril
2017	Reculuta Balazo T214	Reculuta Agropastoril
2018	Mãe Rainha S318 Super Dutty Patriota	Agronegócios Mãe Rainha Ltda
2019	Tamanca O162	Estância Tamanca
2020	SJ R162	Agropecuária São Jorge Ltda
2021	SJ S082	Agropecuária São Jorge Ltda

MACHOS BRAFORD

Ano	Animal	Propriedade
2010	Santa Prenda J007	Estância Santa Prenda
2011	São Miguel 38-1811	Estância São Miguel
2012	Carcávio 38-1435	Estância Carcávio
2013	Carcávio 38-1976	Estância Carcávio
2014	São Luis TE 38-420 Diamante DA 4	Cabanha Pedro Surreaux
2015	Sossego I029	Estância do Sossego
2016	Luz de São João 38 TE4762	Estância Luz de São João
2017	Divisa I042	Fazenda Divisa
2018	Pampiano do Sossego 38-TEL152	Estância do Sossego
2019	Carcávio 38-5534	Estância Carcávio
2020	Mãe Rainha 323 38-3952 "Expresso"	Agronegócios Mãe Rainha Ltda
2021	Mãe Rainha RS 38-124 "Fernet"	Agronegócios Mãe Rainha Ltda e Cabanha Vacacaí

A partir de 2021, o PampaPlus além de reconhecer os touros jovens de melhor desempenho dentro do relatório de avaliação da geração, com a premiação Top PampaPlus, começou a reconhecer também os touros líderes nas avaliações por Ultrassonografia e as fêmeas jovens das raças Hereford e Braford, com os prêmios Top PampaPlus Fêmeas e Top PampaPlus Carcaça.

TOP PAMPAPLUS FÊMEA

FÊMEA HEREFORD

Ano	Animal	Propriedade
2021	SJ S215	Agropecuária São Jorge Ltda

FÊMEA BRAFORD

Ano	Animal	Propriedade
2021	Pitanga 38-E001	Fazenda Pitanga

TOP PAMPAPLUS CARÇAÇA

CARÇAÇA HEREFORD

Ano	Animal	Propriedade
2021	SJ S180	Agropecuária São Jorge Ltda

CARÇAÇA BRAFORD

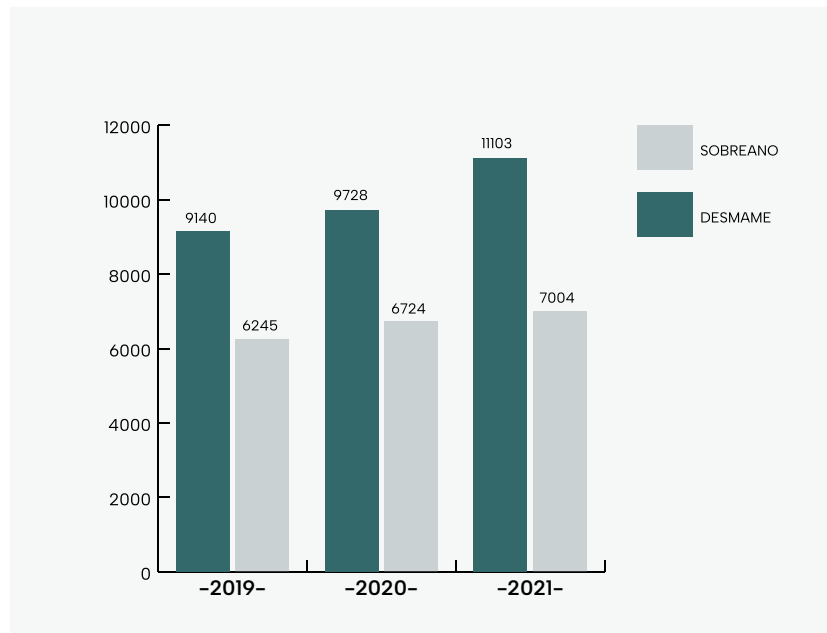
Ano	Animal	Propriedade
2021	Santa Prenda 38-Y005	Fazenda Santa Prenda

A EVOLUÇÃO DO PAMPAPLUS

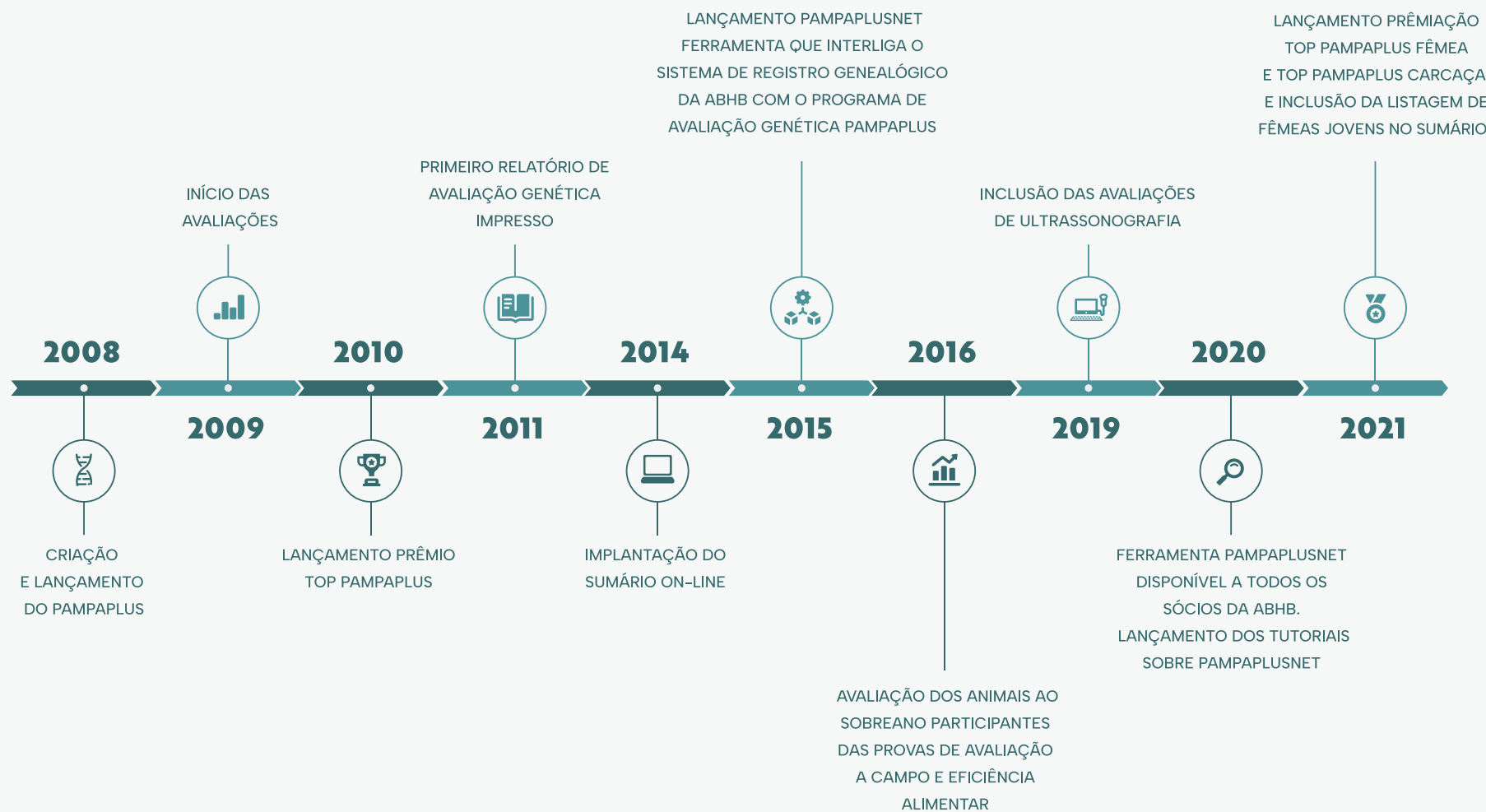


O PampaPlus vem a cada ano aumentando o número de avaliações e, conseqüentemente confirmando a expansão do programa em meio aos criatórios de Hereford e Braford. No ano de 2021 o programa obteve números importantes para a pecuária brasileira. Entre eles, está a marca histórica de mais de 18 mil animais avaliados no Programa e o crescimento de 25% de novos usuários, chegando a 69 propriedades ativas.

O volume de animais avaliados por ano e uma maior base de dados, gera maior consistência genética e acurácia nas avaliações, garantindo ao criador, que irá utilizar a avaliação para se orientar, maior credibilidade e confiança nos dados gerados pelo programa.



LINHA DO TEMPO DO PAMPAPLUS



ENTENDENDO A AVALIAÇÃO GENÉTICA PARA MELHORAR SEU REBANHO



ETAPAS DE AVALIAÇÃO

As avaliações são realizadas em duas fases: desmame e pós desmame (sobreano), que junto às análises de parentesco geram os valores genéticos para cada característica, indicando ao criador quais as vantagens obtidas em usar determinado reprodutor ou matriz.

CRITÉRIOS DE AVALIAÇÃO

São avaliadas cerca de 12 características de crescimento, maternas, reprodutivas, morfológicas e de carcaça. Para simplificar a leitura dos dados apresentados neste sumário, são destacadas as características mais importantes, de forma a facilitar quem deseja utilizar as informações de forma objetiva.

POR QUE FAZER AVALIAÇÃO GENÉTICA?

O processo de avaliação genética utiliza os dados coletados a campo de várias características de interesse econômico para obter as predições dos valores genéticos dos animais, ou seja, as DEPs. Determinando assim, quais são as melhores vacas e touros do rebanho, para que posteriormente o criador possa realizar a seleção.

A coleta de dados de campo e as avaliações não é o ponto final, mas

o começo. A partir daí deve-se praticar o processo de seleção, onde os melhores reprodutores permanecem transmitindo seus genes para as gerações seguintes.

Todas as DEPs podem ser encontradas no SUMÁRIO ON-LINE disponível na ferramenta Pampaplusnet.



ESCANEIE O CÓDIGO

ACESSE A FERRAMENTA DO
SUMÁRIO ON-LINE



ESCANEIE O CÓDIGO

SAIBA COMO UTILIZAR A FERRAMENTA
SUMÁRIO ON-LINE COM O TUTORIAL





FOTO: GUSTAVO RAFAEL

INSTRUMENTOS DISPONÍVEIS NO SUMÁRIO PARA ALCANÇAR OS SEUS OBJETIVOS



Para realizar o melhoramento, através das Características Avaliadas, é necessário entender melhor o que significa a **Diferença Esperada de Progenie (DEP)**, **Acurácia (AC)**, **Percentil (%)**, e demais valores gerados a partir das avaliações da população.

DEP - DIFERENÇA ESPERADA DE PROGÊNIE

A DEP expressa as estimativas do valor genético do animal, ou seja, estima a metade do valor genético aditivo de um indivíduo.

Para melhor entendimento, usamos o exemplo da DEP ao Sobreano, que uma DEP de 4,5 de PS (Peso ao Sobreano em kg) significa que, de maneira geral, aquele animal deve produzir filhos com 4,5 kg a mais de peso ao sobreano em relação à média de toda a população de animais avaliados pelo PampaPlus. A interpretação correta é pela diferença entre as DEPs e não pelos valores absolutos.

As DEPs devem ser comparadas entre animais do mesmo programa de avaliação.

ACURÁCIA (AC)

Refere-se ao grau de confiança depositada na precisão da estimativa da DEP. A acurácia é calculada pelas fontes de informações, os dados do seu próprio desempenho produtivo, do desempenho de sua progênie e de todos os seus parentes.

Quanto maior a quantidade de informação disponível, mais elevado o valor da acurácia, dando assim maior confiança depositada na estimativa da DEPs.

Para o cálculo da acurácia do PampaPlus é utilizada a denominada **ACURÁCIA BIF** recomendada pela **BIF (Federação do Melhoramento de Bovinos de Corte dos EUA)**, utilizando a correlação entre a estimativa do valor genético e o valor genético verdadeiro.

A ACURÁCIA informa o grau de SEGURANÇA de que aquele valor estimado não irá variar ou variará o mínimo.

Para facilitar a interpretação, na apresentação dos dados do PampaPlus, as acurácias foram multiplicadas por 100 de modo que uma acurácia de 0,15 é expressa como 15.

Para melhor entendimento, por exemplo uma acurácia de 0,15 significa que apenas 15% da incerteza, ou risco, associado àquela DEP foi removido pelas informações disponíveis no PampaPlus e, por outro lado, uma acurácia de 0,88 significa que 88% da incerteza associada à estimativa da DEP foi removida pelas informações disponíveis.

PERCENTIL (%)

Classifica o animal quanto a população avaliada (%). É utilizado tanto para o índice geral do programa (IQG) como para todas as características, considerando o total de animais avaliados pelo PampaPlus dentro de cada raça.

Um animal 10% está entre os 10% melhores daquela população para aquela característica avaliada. Varia de 0,1 a 99%.

ANTES DE COMEÇAR, LEMBRETE IMPORTANTÍSSIMO

As DEPs devem ser SEMPRE comparadas entre animais do mesmo sumário (mesma avaliação).

Para entender essa regra básica e outras questões tais como: por que a distribuição das DEPs para PS, por exemplo, varia de um sumário para outro

ou, por que para algumas raças quase todas as DEPs para uma característica são positivas, enquanto que para outra elas podem parecer centrar-se em zero, com a mesma quantidade de valores negativos como positivos, é necessário o entendimento do conceito de base genética.

Uma **BASE GENÉTICA** pode ser definida como um grupo de animais com DEP média igual a zero e serve como “alicerce” para as DEPs, ou seja, as DEPs estão dispersas em torno desta base genética, que pode ser definida arbitrariamente. Por exemplo, uma base pode ser definida fixando-se como zero a média dos animais nascidos em determinado ano. Assim, de um ano para o outro e em um mesmo programa de avaliação genética, a base pode mudar. Essa base genética pode ser fixa (por exemplo, utilizando animais referência na população que foram amplamente utilizados nos acasalamentos no decorrer dos anos) ou móvel (forma mais utilizada).

EM OUTRAS PALAVRAS, as avaliações genéticas diferem de um programa para outro, por causa da base genética e, até mesmo dentro do mesmo programa, de um ano para o outro (por causa da base e entre outras questões).

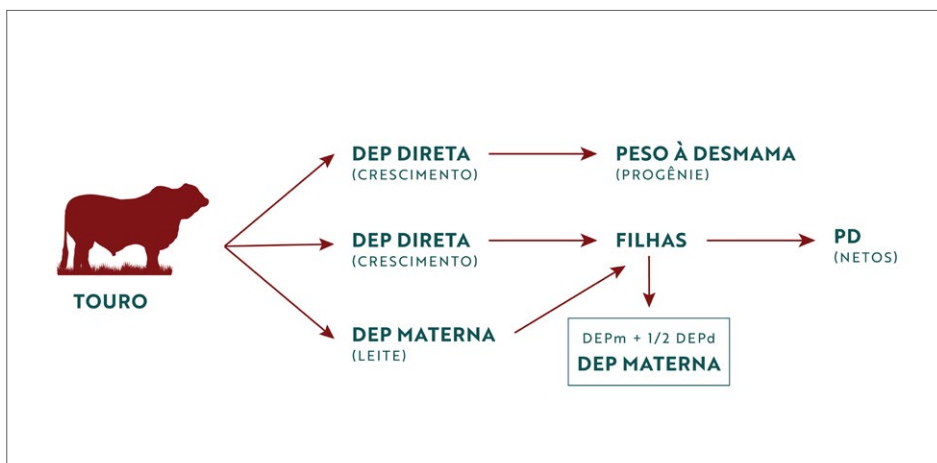
CARACTERÍSTICAS AVALIADAS



CARACTERÍSTICAS QUE COMPÕEM O ÍNDICE DE QUALIFICAÇÃO GENÉTICA (IQG)

TOTAL MATERNO À DESMAMA - TMD (KG)

Indica a habilidade das filhas de um touro em produzir bezerros mais ou menos pesados à desmama. O valor é resultado da soma da metade da DEP direta para peso a desmama com a DEP materna da característica. O TMD pondera 30% do IQG.



GANHO DE PESO PÓS-DESMAMA ATÉ O SOBREANO (GPD)

Ganho de peso em 345 dias indica o potencial de um reprodutor para gerar filhos com desempenho de ganho de peso da desmama ao sobreano superior (ou inferior) à média dos filhos dos outros touros. O GPD pondera 15% do IQG.

PESO AO SOBREANO (PS)

Indica a capacidade de um reprodutor para gerar filhos com desempenho de ganho de peso ao sobreano superior (ou inferior) à média dos filhos dos outros touros. O PS pondera 15% do IQG.

MUSCULATURA (MUSC)

Característica que avalia o desenvolvimento da massa muscular como um todo, visando animais com boa conformação carnicera e, conseqüentemente, com mais rendimento de carne ao abate. É obtida por avaliação visual através de notas de 1 a 5. MUSC pondera 12.5% do IQG.

ESTATURA CORPORAL (EST)

A medida serve para buscar animais mais equilibrados em altura, importante na adequação do tamanho corporal ao sistema de reprodução. É obtida por avaliação visual através de notas de 1 a 5. EST pondera 12.5% do IQG.

PERÍMETRO ESCROTAL AO SOBREANO (PES)

DEPs elevadas são desejáveis por ser um indicador de precocidade sexual e fertilidade. PES pondera 15% do IQG.

DEMAIS CARACTERÍSTICAS E MEDIDAS CONTIDAS NO RELATÓRIO

PESO AO NASCER (PN)

Expressa em Kg. O uso de touros com DEPs baixas para peso ao nascer é uma ferramenta de prevenção aos partos distócicos.

PESO A DESMAMA DIRETO (PDD)

Indica a capacidade de um animal transmitir a seus filhos o potencial de ganho de peso do nascimento à desmama, retirando o efeito da amamentação da mãe (efeito materno). É uma importante característica para criadores que vendem sua produção à desmama.

TAMANHO DO UMBIGO (TU)

As avaliações são feitas a partir de uma referência do tamanho e do posicionamento do umbigo (umbigo, bainha e prepúcio). Os animais são avaliados de acordo com critérios pré definidos em escores de 1 a 5. Esta característica é muito importante na raça Braford.

PIGMENTAÇÃO OCULAR (PO)

Característica desejável na raça Hereford e obrigatória na raça Braford. Os animais são avaliados de acordo com critérios pré-definidos em escores de 1 a 5, onde 1 é a ausência, nas duas raças, de qualquer pigmento na mucosa ocular nos dois olhos. A determinação do escore 5 depende da raça: no Hereford, é animal com pigmento total da mucosa nos dois olhos e no Braford é o animal com rodela de pigmento ao redor dos olhos e mascarado ou tapado.

ESTRUTURA CORPORAL (CRP OU ESTR)

As dimensões a serem observadas são: comprimento, profundidade, arqueamento de costelas, abertura de peito e comprimento, e largura do quarto (de trás, de lado e de cima). Já desvios de coluna, tais como lordose e xifose, são condenáveis. Os animais são avaliados de acordo com critérios pré-definidos em escores de 1 a 5.

O MELHORAMENTO ATRAVÉS DAS CARACTERÍSTICAS AVALIADAS

Para quem deseja utilizar as informações deste sumário de avaliação genética para adquirir animais, sêmen ou direcionar os acasalamentos dentro da sua propriedade, segue abaixo algumas dicas e lembretes indispensáveis para o correto uso dessas informações.

Lembre-se: a seleção dos animais deve ser feita pelo valor da DEP. A acurácia indica somente a intensidade de uso deste animal.

ATENÇÃO, nem sempre um valor negativo de DEP significa que o animal é ruim para aquela característica, você deve observar a média da raça. Por exemplo, um animal que tenha uma DEP para Peso à Desmama de -0,2 kg poderá ser um animal com boa DEP se média da raça para Peso à Desmama for: -0,5 kg. Mais uma vez o % é um bom indicador para a DEP.

Um animal com IQG negativo, que seja TOP 0,1% (entre os 0,1% de todos os animais avaliados pelo PampaPlus) por exemplo para Peso ao Sobreano pode ser útil para produção de animais para cruzamento industrial, por outro lado, um reprodutor que tenha o IQG muito bom, mas seja TOP 99% para peso a nascer, por exemplo, não deve ser usado em novilhas (primíparas).

Mais informações:

www.pampaplus.com.br

ou pampaplus@pampaplus.com.br

AVALIAÇÕES GENÉTICAS 2022



Para geração dos índices do PampaPlus 2022, foram considerados diretamente 130.425 animais com registros de desempenho próprio, onde 130.425 são produtos, havendo 59985 matrizes e 2139 touros pais Hereford e Braford na base, pertencentes a 211 propriedades e relacionados em uma matriz de parentesco que totaliza 235326 animais.

Observa-se que a soma dos produtos, matrizes e touros pais, resulta em um valor maior que os dados considerados diretamente, pois alguns animais constam como produtos e também como matrizes ou touros.

Todas as DEPs podem ser encontradas no Sumário on-line do PampaPlus, em www.pampaplusnet.com.br



ESCANEE O CÓDIGO

ACESSE A FERRAMENTA DO
SUMÁRIO ON-LINE



FOTO: GABRIEL OLIVERA

A DIVERSIDADE GENÉTICA DAS RAÇAS HEREFORD E BRAFORD



VALORES MÉDIOS DAS CARACTERÍSTICAS AVALIADAS POR RAÇA

A tabela 1 representa os valores médios observados das características avaliadas e sua variação (desvio padrão) para mais ou menos (\pm) em 2022.

Características	Hereford				Braford			
	Macho		Fêmea		Macho		Fêmea	
PN (KG)	35,27	\pm 5,67	33,56	\pm 5,21	35,46	\pm 5,05	33,77	\pm 4,70
PD Ajustado (KG)	187,28	\pm 40,62	173,95	\pm 35,99	201,27	\pm 43,06	187,82	\pm 39,87
PS Ajustado (KG)	456,47	\pm 87,52	315,35	\pm 65,71	436,97	\pm 89,54	309,69	\pm 59,91
GPD (KG em 345 dias)	250,27	\pm 74,02	136,36	\pm 54,20	225,90	\pm 72,95	120,20	\pm 49,72
PES (cm) ao sobreano	34,4	\pm 3,24	NA	\pm NA	32,80	\pm 3,88	NA	\pm NA
PO (1-5) ao sobreano	2,79	\pm 1,31	2,80	\pm 1,32	3,86	\pm 0,91	3,83	\pm 0,94
UMB (1-5) ao sobreano	1,15	\pm 0,46	1,05	\pm 0,32	2,12	\pm 0,77	1,53	\pm 0,67
AOL	73,26	\pm 15,18	48,04	\pm 10,41	82,07	\pm 16,44	54,63	\pm 14,21
GIM	2,00	\pm 0,62	3,20	\pm 0,89	2,06	\pm 0,60	2,73	\pm 0,93
EG	2,63	\pm 1,56	3,03	\pm 1,26	3,51	\pm 1,59	3,46	\pm 2,08
EGP8	3,15	\pm 2,21	3,95	\pm 1,96	5,05	\pm 2,61	4,98	\pm 3,41

VALORES MÉDIOS DAS DEPS GERADAS POR RAÇA

A tabela 2 representa os valores médios das DEPs das principais características avaliadas e sua variação (desvio padrão) para mais ou menos (\pm) em 2022.

DEPS	Hereford				Braford			
	Machos		Fêmea		Macho		Fêmea	
PN (kg)	0,071	\pm 0,49	0,011	\pm 0,40	-0,032	\pm 0,56	-0,043	\pm 0,45
PD (kg) - ED	0,607	\pm 3,64	0,173	\pm 2,92	-0,249	\pm 3,77	-0,364	\pm 3,01
PD (kg) - EM	-0,372	\pm 1,91	-0,288	\pm 1,96	0,771	\pm 2,05	0,513	\pm 2,06
PD (kg) - TM	-0,068	\pm 2,25	-0,201	\pm 2,17	0,647	\pm 2,55	0,331	\pm 2,44
PS (kg)	0,829	\pm 5,64	0,135	\pm 4,51	-0,159	\pm 5,83	-0,434	\pm 4,61
GPD (kg em 345 dias)	0,340	\pm 3,06	0,022	\pm 2,429	0,001	\pm 3,22	-0,155	\pm 2,52
PVD (kg)	-0,577	\pm 6,25	-0,778	\pm 5,96	2,329	\pm 6,67	1,535	\pm 7,20
CCMD (1-5)	0,000	\pm 0,05	0,000	\pm 0,04	0,001	\pm 0,05	-0,001	\pm 0,05
PES (cm)	0,053	\pm 0,35	0,008	\pm 0,25	-0,029	\pm 0,27	-0,034	\pm 0,20
MSC (1-5)	0,026	\pm 0,13	0,000	\pm 0,11	0,001	\pm 0,12	-0,01	\pm 0,11
EST (1-5)	0,009	\pm 0,12	0,000	\pm 0,11	0,004	\pm 0,127	0,000	\pm 0,11
CRP (1-5)	0,022	\pm 0,11	0,000	\pm 0,04	-0,002	\pm 0,100	-0,009	\pm 0,09
UMB (1-5)	0,016	\pm 0,10	0,006	\pm 0,82	-0,019	\pm 0,03	-0,016	\pm 0,02
PO (1-5)	0,003	\pm 0,09	0,001	\pm 0,08	-0,003	\pm 0,11	-0,004	\pm 0,10
AOL	0,273	\pm 1,08	0,072	\pm 0,94	-0,197	\pm 0,80	-0,194	\pm 0,702
GIM	-0,007	\pm 0,04	0,00	\pm 0,04	0,01	\pm 0,04	0,009	\pm 0,04
ACAB	0,040	\pm 0,41	0,007	\pm 0,33	-0,01	\pm 0,40	-0,019	\pm 0,34

TENDÊNCIAS GENÉTICAS DAS RAÇAS HEREFORD E BRAFORD



O progresso genético observado nestes 14 anos de avaliação pelo PampaPlus, em razão da utilização dos dados gerados para seleção dos animais, é visualizado através das tendências genéticas do índice de seleção (IQG) e os critérios que o compõe: total materno a desmama (TMD), peso ao sobreano ajustado aos 550 dias (PS550), ganho pós desmama ajustados para 345 dias (GP345), perímetro escrotal ao sobreano (PES), musculatura (MUS); peso a desmama ajustado aos 205 dias (PD205), além das características funcionais de pigmentação ocular (POS) e tamanho de umbigo (TUS); e do peso ao nascer (PN); para cada raça em separado.

Para o cálculo das tendências genéticas foram utilizados os valores genéticos (VGs) calculados nesta avaliação, por ano de nascimento dos animais através de regressão linear, $y_i = a + b x_i + e_i$, em que, y_i é a média dos VGs dos animais nascidos no iésimo ano; a é o intercepto; b é o coeficiente de regressão linear da média dos VGs; x_i é o iésimo ano de nascimento; e_i é o erro aleatório associado à regressão.

No IQG estão ocorrendo ganhos satisfatórios e

significativos, 6% de um desvio padrão ($P < 0,0001$) para Hereford e para Braford, valores estes comparáveis aos programas de avaliação genética mais importantes do mundo, com valores de R^2 variando de 0,92 a 0,97, para ambos, demonstrando o alto ajuste dos valores anuais a linha de tendência positiva.

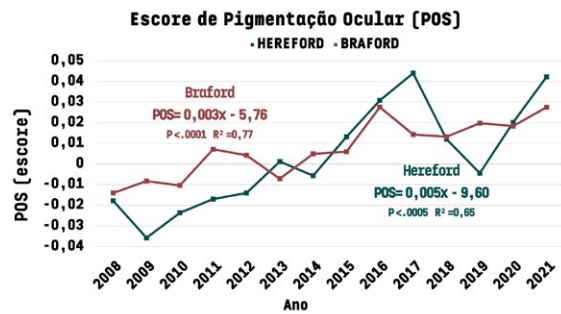
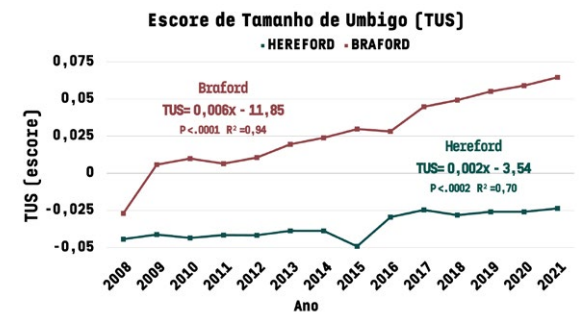
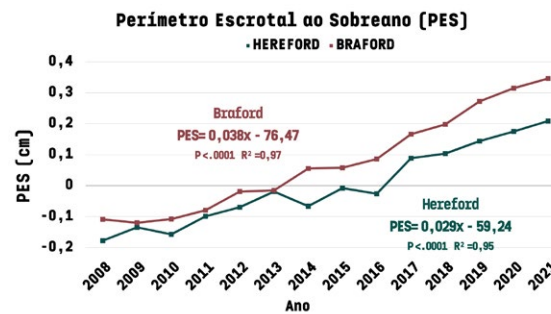
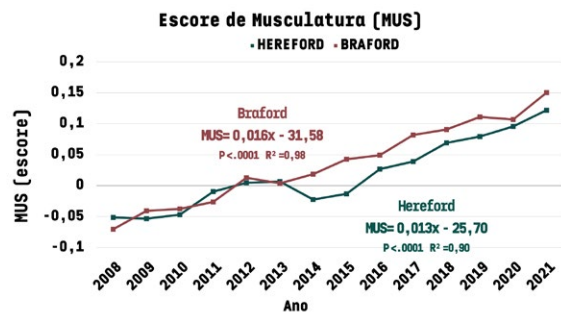
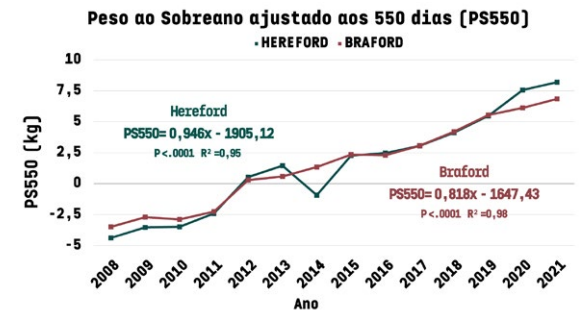
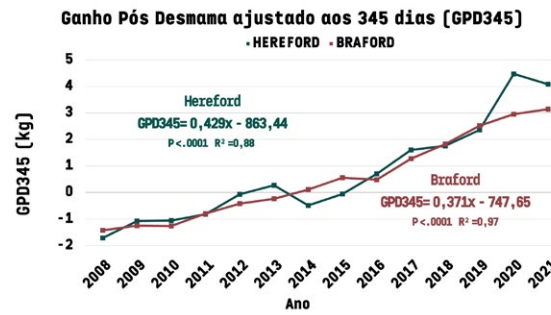
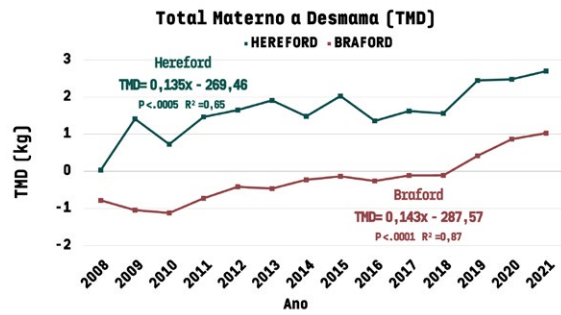
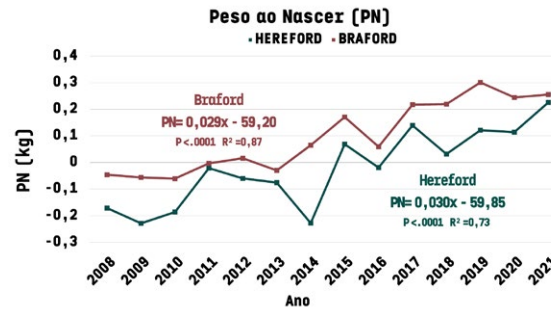
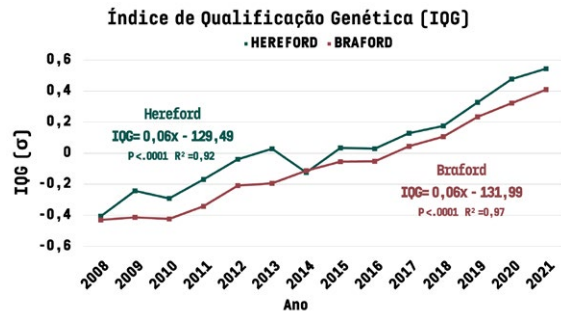
Para os critérios de desempenho, incrementos significativos anuais são destacados para TMD, PD205, GPD345, PS550, no Hereford 0,135; 0,437; 0,429; 0,946 kg/ano; e no Braford 0,143; 0,537; 0,371; 0,818 kg/ano; demonstrando o efeito na seleção para as duas raças. O PES também está recebendo efeito da seleção com ganhos positivos no Hereford e no Braford, assim como a MUS.

Sinal vermelho para a característica de TUS que está apresentando tendência significativa e positiva no Braford, sendo TUS uma característica funcional, o seu aumento na população pode ocasionar problemas no desempenho reprodutivo dos touros por lesões no prepúcio. Essa é uma medida interessante para o selecionador utilizar como um nível inde-

pendente de seleção, ou seja, selecionar os animais com base no IQG, e dentro desta gama de animais superiores, descartar aqueles que apresentam valores de DEP muito positivos para TUS. Valor positivo e com significância estatística para POS na raça Braford e Hereford.

O PN está apresentando elevação significativa de 30 gramas/ano no Hereford e de 29 gramas/ano no Braford, aumento anual pequeno, mas que já deve sinalizar atenção pelos selecionadores no acasalamento dos animais, pois isso em 14 anos de programa já representa um aumento acumulado no valor genético de 420 gramas no Hereford e 406 gramas no Braford.

Após esses primeiros 14 anos de PampaPlus, as tendências demonstram ganhos significativos para as características que compõe o IQG, tendo a possibilidade de aumentar estes ganhos com a intensificação da utilização dos valores gerados pelo programa como critérios de seleção.



ESTABELECIMENTOS CADASTRADOS NO PAMPAPLUS

ESTABELECIMENTO	PROPRIETÁRIO	CIDADE
AGROPECUÁRIA DOM VITOR	Vitor Leston e Jacques Rodrigues Leston	Santa Vitória do Palmar (RS)
AGROPECUÁRIA GIRASSOL	Pedro Ivo Costa Lampert	Quevedos (RS)
AGROPECUÁRIA MONTECRISTO	Antonio Marcelo Caleffi	Glorinha (RS)
AGROPECUÁRIA PLÁTANO	Mauricio Silva Carvalho	São Sepé (RS)
AGROPECUÁRIA RINCÃO	Diego Fanor Bartmann	Cachoeira do Sul (RS)
AGROPECUÁRIA SERENO LTDA	Agropecuária Sereno	Santa Maria (RS)
AGROPECUÁRIA TARUMÃ	Adriano Rossato Zamberlan	Rosário do Sul (RS)
AGROPECUÁRIA WACHHOLZ	Carlos Augusto Mernak Wachholz e Mirtis Mernak Wachholz	Cachoeira Do Sul (RS)
BARRAGEM	Ricardo Macedo Gregory	Quaraí (RS)
BASSO E PANCOTTE	Virbasp Transp Agric E Pec Ltda	Soledade (RS)
CABANHA BELA ALIANÇA	Thiago Augusto Habowsky	São Bento do Sul (SC)
CABANHA BORTOLOZZO	Vinicius Bortolozzo	Bom Jesus (RS) e Antônio Prado (RS)
CABANHA MAR DE MORROS	Rafael Da Rosa Teixeira	Osório (RS)
CABANHA MOTRISA	KB Agro Industrial e Comercial Ltda	Pântano Grande (RS) e Santa Bárbara do Sul (RS)
CABANHA MOREIRA	Euclides Alves Moreira Junior	Vacaria (RS)
CABANHA MUSSOLINI	Cabanha Mussolini	Serafina Córrea (RS)
CABANHA NOSSA SRA. AUXILIADORA	Pedro Gonzalez Brasil	Bagé (RS)
CABANHA ORIGEM	Diego Hedel Santos	Lages (SC)
CABANHA PEDRO SURREAUX	Jarbas Arraes Pereira	Uruguaiana (RS)
CABANHA PRIMAVERA	Geraldino Esteca Cabral	São Pedro do Sul (RS)
CABANHA SANTA FÉ	Gilberto Rodrigues de Freitas	Dom Pedrito (RS) e Aceguá (RS)
CABANHA SANTA HELENA	Vorgia Helena Pinheiro Obino	Bagé (RS)
CABANHA SANTA MATILDE	Bernardo Rotta	Porto Xavier (RS)
CABANHA SANTA SILVANA	Silvana Ely Strelow	São Lourenço do Sul (RS)
CABANHA SÃO FERNANDO	João Souza Cavalcanti	Quaraí (RS)
CABANHA SÃO VICENTE	Lúisa Guedes Ragagnin	Caçapava do Sul (RS)
CABANHA VACACAÍ	Raul Goncalves Southall	São Gabriel (RS)
CINAMOMO	José Ricardo Pereira Saraiva	Lavras do Sul (RS) e Bagé (RS)

ESTABELECIMENTO	PROPRIETÁRIO	CIDADE
CABANHA VACACAÍ	Raul Goncalves Southall	São Gabriel (RS)
CINAMOMO	José Ricardo Pereira Saraiva	Lavras do Sul (RS) e Bagé (RS)
CONCEPT EMBRYO	Fabio Gaiovis	General Carneiro (PR)
CONDOMÍNIO ESTÂNCIA RINCÃO	Cond. Estancia Rincão José Luiz C. Morrone e Outros	Santa Vitória do Palmar (RS)
LAGUNA CAPITAN	Cooperativa Chortitzer	Loma Plata - Paraguai
DON ANGÉLICO	Miguel Ricardo Vargas Chuy	Dom Pedrito (RS)
DONA GENOVEVA	Renato Kalil e Filhos	Hulha Negra (RS)
ESTÂNCIA ADRIANA	Adriana e Ricardo Vieira Borges	São Gabriel (RS)
ESTÂNCIA AURORA	Fernando Fabricio de Faria Correa	Uruguaiana (RS)
ESTÂNCIA BELA VISTA	Celina Gladys Albornoz Maciel	Santana do Livramento (RS)
ESTÂNCIA CARCÁVIO	Antonio Guerra Soares	Santana do Livramento (RS)
ESTÂNCIA CERRO DO OURO	Lygia Brenner Teixeira	São Gabriel (RS)
ESTÂNCIA COXILHAS	José Carlos Paiva Severo	Dom Pedrito (RS)
ESTÂNCIA DA PONTA	Ana Maria e Guilherme Camps Camara	Rosário do Sul (RS)
ESTÂNCIA DO BOLSO	Francisco Geraldo Pereira de Souza	São Gabriel (RS)
ESTÂNCIA DO SALSO	Agropecuária Canoa Mirim S.A.	Santa Vitória do Palmar (RS)
ESTÂNCIA DO SOSSEGO	Ana Maria Ormazabal Moura e Bolivar B. Moura	Uruguaiana (RS)
ESTÂNCIA GRAÚNA	Thomaz Furtat Marques	Candiota (RS)
ESTÂNCIA ITAPEVI	Otávio Ricardo Schimit Ibargoyen Paiva	Cacequi (RS)
ESTÂNCIA LUZ DE SÃO JOÃO	Celso Jaloto Avila Junior	São Gabriel (RS)
ESTÂNCIA MANGUEIRA NOVA	Antonio Roberto Cechinel	São José dos Ausentes (RS) e Bom Jesus (RS)
ESTÂNCIA NOVA AURORA	Ione Maria Ormazabal Sastre	Uruguaiana (RS)
ESTÂNCIA RETIRO DO OURO	Pap. Namür Paixão Suñe	São Gabriel (RS)
ESTÂNCIA RIO NEGRO	Gustavo Camponogara e Gilberto Camponogara	Bagé (RS)
ESTÂNCIA SANTA GERTRUDES	Yolanda Guerra Marques	Santana do Livramento (RS)
ESTÂNCIA SANTO ANTÔNIO	Helena Guerra	Santana do Livramento (RS)
ESTÂNCIA SÃO BENTO	Otto Manoel Alves De Alves	Santana do Livramento (RS)
ESTÂNCIA SÃO FELIPE	Eduardo e Edmundo Nunes	Herval (RS)

ESTABELECIMENTOS CADASTRADOS NO PAMPAPLUS

ESTABELECIMENTO	PROPRIETÁRIO	CIDADE
ESTÂNCIA SÃO FRANCISCO XAVIER	José Antônio Villamil de Castro Galarza	Dom Pedrito (RS)
ESTÂNCIA SÃO LUCAS	Rural Abreu	Cruz Alta (RS)
ESTÂNCIA SÃO MIGUEL	Agropecuária Odair Gonzalez	Uruguaiana (RS)
ESTÂNCIA TAMANCA	Ricardo e Luciano Sperotto Terra	Santa Vitória do Palma (RS)
ESTÂNCIA UMBU	Anibal Soares Camps	Rosário do Sul (RS)
FAZENDA 2 IRMÃOS	Luiz Antonio Dal Magro	Dionísio Cerqueira (SC)
FAZENDA BOM RETIRO	Ana Julia Denardin	Mangueirinha (PR)
FAZENDA CERRO VERDE	Clovis Cassol	Rosário do Sul (RS)
FAZENDA CINAMOMOS	Oneide Lopes Dornelles	Unistalda (RS)
FAZENDA DA AMARRA	P.A.P Macedo & Filhos	Lavras do Sul (RS)
FAZENDA DA DIVISA	Fernando Torres Cardoso Saraiva	Alegrete (RS)
FAZENDA DA ESPERANÇA	Teófilo Teixeira De Lemos Neto	Vacaria (RS)
FAZENDA DO ENGENHO	Pedro Renato Crivellaro Ercolani	Santiago (RS)
FAZENDA DOS PINHEIROS	Paulo Afonso Schwab e Luiz Alberto Schwab	Cachoeira do Sul (RS)
FAZENDA ESPERANÇA	Raphael de Sá e Silva Houayek	Alegrete (RS)
FAZENDA GRAMINHO	Dalberto de Souza Graminho	Mangueirinha (PR)
FAZENDA IRAPUÁ	Willy Haas Filho	Cachoeira do Sul (RS)
FAZENDA JOÃO DE BARRO	Cleomar e Rogério Rodrigues	Caçapava do Sul (RS)
FAZENDA MÃE RAINHA	Agronegócios Mãe Rainha Ltda.	Lages/SC
FAZENDA NOVA	Adriana Belone de Andrade Campo	Santo Antônio do Aracaguá (SP)
FAZENDA PITANGA	Marcos Fernando Antoniazzi	São Gabriel (RS)
FAZENDA RECRIA	Recria Agropecuária Ltda	Pântano Grande (RS)
FAZENDA RIQUEZA LTDA	Claudir Angelo Mocelin	Bandeirantes (RS)
FAZENDA SANTA BARBARA	Condomínio Rio Damas	Palmas (RS)
FAZENDA SANTA PRENDA	Sergio Renato Dias Barbieri	Dom Pedrito (RS)
FAZENDA SANTA RITA	Luiz Sergio Do Amaral Godinho	Muitos Capões (RS)
FAZENDA SANTA TEREZA	Sucessão Dário Silva Azambuja	Arambaré (RS)
FAZENDA SANTA VITORIA	Otávio Roberto De Lima Jr e Outros	Jacutinga (MG) e Espírito Santo do Pinhal (SP)

ESTABELECIMENTO	PROPRIETÁRIO	CIDADE
FAZENDA SÃO BENTO DO VERDE	Sucessão Doralício Lorentz Borges	São Sepé (RS)
FAZENDA SÃO GREGORIO	Bruno Da Rosa Teixeira	Santa Margarida do Sul (RS)
FAZENDA SÃO JORGE	Agropecuaria Sao Jorge Ltda	Aceguá (RS)
FAZENDA SÃO PEDRO	Luis Henrique Paim Della Giustina	Muitos Capões (RS)
FAZENDA SINUELO	Joao Honório Teixeira Dias	Aceguá (RS)
INVERNADA DO LINHO	Richarles Borba De Bastos	Restinga Seca (RS)
MARCO DO PAMPA	Marcos Poersch	Herval (RS)
PARCERIA PECUÁRIA ITA	Itaruan e Itarlian Oliveira Ilha	Caçapava do Sul (RS)
PECUÁRIA PONTEZUELA	Mario De Assis Abascal Gonzalez	Lavras do Sul (RS)
PECUÁRIA SANTA GIULIA	Nereu Francisco Mezzomo	Cacequi (RS)
PEDRAS BRANCAS	PAP Pedras Brancas	Dom Pedrito (RS)
RECOLUTA AGROPASTORIL	Ricardo do Amaral Furtado	Santana do Livramento (RS)
RINCÃO DO AMÉRICO	Carlos Heitor Benevides De Carvalho	São Francisco do Sul (RS)
RMK AGROPECUÁRIA	Ricardo Markowski	Santo Antônio da Patrulha (RS)
SANTA CARMEN	Manoel e Luiz Rafael Lagreca	Uruguaiana (RS)
SÃO PEDRO	Agropecuária São Pedro	Alegrete (RS)
SARANDI	Carlos Mauricio Esteves Schuler	Santana do Livramento (RS)
VACACAÍ	Alfredo William Losco Southall	São Gabriel (RS)

DISPOSIÇÃO DAS TABELAS NO SUMÁRIO E CRITÉRIOS



TOUROS PAIS

Serão apresentados as tabelas separados por raça e somente os animais com 20 ou mais filhos avaliados a desmama.

Touros Pais ordenados pelo nome – touros com filhos em pelo menos dois rebanhos até percentil 30%.

Touros Pais Líderes – serão apresentados touros com filhos em pelo menos dois rebanhos pelo IQG, índice do PampaPlus e com percentil até 30% e apresenta por características, como Peso ao Nascer, Peso à Desmama direto, Peso ao Sobreano, Perímetro Escrotal, Musculatura, Ganho de Peso Pós desmama, Total Materno e Padrão Racial no Braford com percentil de até 30% com nível de acurácia de 60 e na raça Hereford para característica Perímetro Escrotal o nível de acurácia considerado foi de 50.

MATRIZES DESTAQUE

Com o objetivo de auxiliar na escolha de matrizes, será apresentado a lista de fêmeas com percentil de até 5% com no mínimo cinco filhos avaliados a desmama.

TOUROS E FÊMEAS JOVENS

Serão apresentados touros e fêmeas jovens da geração 2020 pelo IQG, índice do PampaPlus com percentil de até 10%. E para os touros serão apresentados também para as características, Peso ao Nascer, Peso à Desmama direto, Peso ao Sobreano e Perímetro Escrotal com percentil até 1%.

TOUROS JOVENS GANHADORES DA PAC E PEA

Com a finalidade de identificar animais superiores em termos de genética para produção de carne em sistema de pastejo e cocho, as provas buscam comparar, dentro de um mesmo ambiente físico, reprodutores de diferentes criatórios do Brasil. Serão apresentados o resultado da edição 2021/2022.

AVALIAÇÕES POR ULTRASSONOGRÁFIAS

Serão apresentadas as DEPs de Carcaça de touros pais separados por raça com pelo menos dez filhos avaliados (ordenador por nome) e os touros jovens por raça para cada características avaliadas, ranqueados pelas DEPs.

LEGENDAS DAS TABELAS	
AC	Acurácia
EST	Animal Estrangeiro – Nacionalizado
PY	Animal Paraguuaio
UY	Animal Uruguaio
AOL	Área de Olho de Lombo
CCMD	Condição Corporal da Mãe ao Desmame
Cons.	Consumo
G	Dados Provenientes do Pedigree do Animal
Nasc	Data de Nascimento
DEP	Diferença Esperada de Progênie
TUS	Escore de Tamanho de Umbigo
EG	Espessura de Gordura Subcutânea
EGP8	Espessura de Gordura Subcutânea na garupa
EST	Estatura Corporal
CRP	Estrutura Corporal
GPD	Ganho de Peso do Desmame ao Sobreano
IM	Gordura Intramuscular
GS	Grau de Sangue
IQG	Índice de Qualificação Genética
MSC	Musculatura
RB	Nº de Rebanhos com Filhos Avaliados a Desmama
Reg	Número do Registro
PES	Perímetro Escrotal
PD-EM	Peso a Desmame Efeito Materno
PD-TM	Peso a Desmame Total Materno
PDd	Peso ao Desmame
PN	Peso ao Nascer
OS	Peso ao Sobreano
PVD	Peso da Vaca ao Desmame
PD-ED	Peso de Desmame Efeito Direto
PDm	Peso Desmame Materno
PO	Pigmentação Ocular
BR	Raça Braford
HH	Raça Hereford
PH	Raça Polled Hereford
n	Registro Provisório
Resd.	Residual
UMB	Tamanho do Umbigo
TMD	Total Materno

FORNECEDOR DE SÊMEN	SITE	FONE
ABS PECPLAN	www.absglobal.com	(34) 3319 5400
AG BRASIL	www.agbrasil.com.br	(16) 2137 7700
ALTA GENETICS	www.altagenetics.com.br	(34) 3318 7777
CENTRAL BELA VISTA	www.centralbelavista.com.br	(34) 3366 5177
CORT GENÉTICA BRASIL	www.cortgeneticabrasil.com	(55) 3414 0164
CRIO CENTRAL GENÉTICA BOVINA	www.criocentral.com.br	(51) 99835-8100
CRV LAGOA	www.crvlagoa.com.br	(16) 2105 2299
GENEX	www.genexbrasil.com.br	(16) 3362 3888
PROGEN	www.progen.arg.br	(53) 3243 1199
RENASCER BIOTECNOLOGIA	www.renascerbiotecnologia.com.br	(55) 9992 76808
SELECT SIRES	www.selectsires.com.br	(51) 3222 9688
SEMEX	www.semex.com.br	(11) 4589 6200
SOLUÇÃO GENÉTICA	www.solucaogenetica.com.br	(55) 3217 6463
RAÇA INSEMINAÇÃO ARTIFICIAL	www.racainseminacaoartificial.com.br	(53) 3283 7362

CATEGORIA DE REGISTRO (LIVRO)	
PO	Puro de Origem
PC	Puro Controlado
CCG	Cruzamento sob Controle de Genealogia
PS	Puro Sintético





FOTO: GUSTAVO RAFAEL

HEREFORD



RELATÓRIO DE AVALIAÇÕES GENÉTICAS

HEREFORD TOUROS PAIS ORDENADOS POR NOME

Reg	Nome	Nasc.	Livro	Rebanhos	Filhos Desmama	Filhos Sobreano	IQG	%	Peso ao Nascer			Peso à Desmama Materno			Peso à Desmama Direto			Total Materno	
									DEP	AC	%	DEPm	AC	%	DEPd	AC	%	DEP	%
IA-445	ALABAMA 8350	1998	PO	4	99	83	1,1	14,0	0,53	67	86,0	0,39	59	42,0	2,59	68	23,0	1,69	25,0
152293	ALVORADA E283	2005	PC	2	65	45	0,8	20,0	-0,36	52	21,0	0,75	40	36,0	3,73	55	14,0	2,61	14,0
228737	ALVORADA EP01	2005	PO	2	44	30	1,0	15,0	-1,05	47	1,0	2,08	38	16,0	3,16	52	19,0	3,66	7,0
172773	ALVORADA I808	2009	PC	2	53	37	-1,4	92,0	-0,63	47	9,0	2,19	32	15,0	-2,60	56	79,0	0,89	37,0
IA-619	ANCARES KAMIKAZE 1	2011	PO	6	71	79	0,3	37,0	1,33	55	99,0	-5,05	28	99,0	7,79	60	1,0	-1,15	69,0
IA-467	ANHINGA VIC S84 -K16	1999	PO	2	40	16	0,6	28,0	-0,67	51	8,0	3,16	30	6,0	1,09	53	39,0	3,71	6,0
251924	ANJO DA GUARDA 5534	2017	PO	2	40	0	1,3	10,0	-0,78	46	5,0	-3,09	7	93,0	11,95	48	0,1	2,88	12,0
171257	ASP 9049 PONTAÇO SP 4064	2009	PC	2	76	52	0,0	51,0	-0,26	50	28,0	-5,13	35	99,0	3,69	51	15,0	-3,28	92,0
240015	ASP C001 FABULOSO UNITED SP6006 TORDO	2012	PO	2	23	12	-0,5	67,0	-0,06	38	44,0	-1,93	24	82,0	-1,85	39	72,0	-2,85	89,0
IA-457	BAR JM ROCKY 120L	2001	PO	2	29	15	0,1	46,0	-0,02	50	47,0	4,28	48	2,0	-4,43	54	91,0	2,06	20,0
182903	BELVISTA 1876	2012	PC	2	86	49	1,1	13,0	1,77	55	99,0	-2,58	43	89,0	9,14	64	0,5	1,99	21,0
182931	BELVISTA 1986	2012	PC	2	23	14	1,5	7,0	1,08	27	99,0	1,64	23	21,0	3,58	47	15,0	3,43	8,0
243238	BELVISTA 2488	2015	PC	3	87	26	0,9	18,0	0,01	44	49,0	-2,75	28	91,0	5,41	52	6,0	-0,05	52,0
IA-605	BENJAMIN X2795 PAYASO MAINLINE	2007	PO	5	34	20	-1,6	95,0	0,55	47	87,0	-1,78	28	80,0	-4,03	52	89,0	-3,79	95,0
214561	CB BOLSO KEYNOTE 829	1996	PO	3	98	33	0,6	28,0	-1,60	62	0,1	7,06	52	0,1	-7,38	63	99,0	3,37	8,0
IA-501	CC CX UNITED 52S ET	2006	PO	7	142	117	-0,8	79,0	0,91	56	97,0	-6,81	39	99,0	2,32	71	26,0	-5,65	99,0
IA-645	CHUBUTENSE 243 MTG 3028TE	2012	PO	6	34	27	1,6	6,0	-0,30	40	25,0	-0,68	14	63,0	3,80	43	14,0	1,22	32,0
IA-455	CN OLD CHAPEL CONDOR 1- 981	2001	PO	4	55	4	0,2	41,0	0,76	53	94,0	3,60	47	4,0	-3,61	56	87,0	1,79	24,0
IA-555	CRR ABOUT TIME 743	2007	PO	9	128	91	0,4	35,0	-1,92	66	0,1	4,64	53	1,0	-0,09	70	53,0	4,59	3,0
249085	CV5182 GUAICOS XEROX	2017	PO	2	22	14	0,1	45,0	-0,03	32	46,0	-0,44	15	58,0	0,46	34	46,0	-0,21	55,0
138789	DO BOLSO A50	2001	PC	2	40	22	1,5	7,0	-0,11	54	40,0	2,55	43	11,0	1,80	54	31,0	3,45	8,0
236983	DO BOLSO M059 ÚNICO	2013	PC	6	188	67	0,4	35,0	0,06	60	54,0	-4,66	37	99,0	3,20	69	18,0	-3,06	90,0
248651	DOM VITOR CARBONERO 115 CUBO	2016	PO	11	140	65	1,0	15,0	0,97	63	98,0	1,84	21	19,0	4,15	65	12,0	3,92	5,0
253296	DOM VITOR XEROX 643	2017	PC	2	21	10	2,6	0,5	1,32	46	99,0	1,28	18	27,0	8,88	45	0,5	5,72	1,0
253300	DOM VITOR XEROX 653	2017	PC	3	44	35	2,1	2,0	3,20	49	99,0	0,25	18	45,0	9,39	52	0,5	4,95	2,0
IA-480	ELM-LODGE NEXT BIG THING 3N	2003	PO	5	24	12	-0,3	61,0	-0,73	36	6,0	5,79	26	0,5	-6,54	44	98,0	2,52	15,0
232797	ESCONDIDA 2167	2008	PO	2	63	33	-1,2	88,0	1,31	55	99,0	-4,17	23	98,0	-3,96	59	89,0	-6,16	99,0
227259	ESCONDIDA VICTOR 1606	2004	PO	2	100	69	-1,8	97,0	0,52	47	86,0	-7,61	30	99,0	-0,05	48	53,0	-7,63	99,0
IA-442	FORC 29 F BOOMER 18L	2002	PO	17	654	479	1,7	5,0	0,10	82	57,0	6,40	77	0,5	2,85	84	21,0	7,83	0,1
228897	GAP 1509 ALABAMA	2006	PO	3	59	43	-0,3	61,0	0,16	52	62,0	-2,63	34	89,0	2,94	55	20,0	-1,16	70,0

Peso ao Sobreano			Ganho Pós-Desmama			Perímetro Escrotal ao Sobreano			Musculatura			Estatura			Estrutura Corporal			Umbigo / Prepúcio			Pigmentação Ocular			Racial					
DEP	AC	%	DEP	AC	%	DEP	AC	%	DEP	AC	%	DEP	AC	%	DEP	AC	%	DEP	AC	%	DEP	AC	%	DEP	AC	%	DEP	AC	%
2,96	68	30,0	1,21	61	35,0	0,74	58	0,5	0,29	69	1,0	-0,08	71	76,0	-0,07	60	76,0	-0,07	62	19,0	-0,38	61	99,0	0,01	67	43,0			
5,83	54	14,0	3,15	44	14,0	0,24	38	21,0	0,05	54	37,0	0,20	55	6,0	-0,11		86,0	0,05		74,0	0,11		15,0	0,04	50	25,0			
3,66	50	26,0	1,10	37	36,0	0,52	27	4,0	0,06	49	34,0	0,08	51	27,0	-0,03	42	62,0	-0,08	47	14,0	0,09	46	20,0	-0,18	47	99,0			
-10,19	55	98,0	-7,65	44	99,0	-0,44	41	95,0	-0,09	53	77,0	-0,10	55	80,0	0,13		12,0	0,00	20	49,0	0,07	18	26,0	-0,06	50	90,0			
9,83	61	3,0	1,89	51	26,0	0,37	44	11,0	0,01	60	49,0	0,17	62	8,0	0,13	46	12,0	0,08	46	85,0	0,86	44	0,1	-0,07	56	91,0			
-0,48	49	56,0	0,80	34	40,0	-0,13	35	69,0	0,08	46	28,0	0,04	47	37,0	0,07	47	26,0	-0,07	48	16,0	-0,25	43	99,0	0,01	45	46,0			
11,76		1,0	-0,55		59,0	0,18		27,0	0,34		0,5	0,09		25,0	0,17		7,0	-0,01		44,0	-0,11		85,0	-0,01		60,0			
5,41	50	16,0	3,28	40	13,0	0,21	28	24,0	0,10	49	23,0	0,16	50	10,0	0,22	49	3,0	0,05	50	73,0	-0,03	45	63,0	0,02	46	36,0			
-2,34	38	70,0	-0,31	31	56,0	0,17	26	29,0	0,10	39	24,0	-0,02	41	57,0	0,07	40	28,0	-0,08	41	15,0	-0,02	34	58,0	0,03	36	28,0			
-4,19	54	81,0	0,29	46	48,0	0,07	35	41,0	-0,03	57	61,0	-0,03	58	60,0	-0,05	56	70,0	-0,08	56	14,0	-0,15	44	93,0	0,03	51	30,0			
10,01	62	3,0	1,32	50	34,0	0,27	36	18,0	0,18	62	9,0	0,04	63	40,0	0,11	58	16,0	-0,02	59	41,0	-0,29	54	99,0	-0,03	58	72,0			
8,46	46	6,0	6,01	35	2,0	0,06	23	44,0	0,14	46	15,0	0,10	48	23,0	0,02	46	45,0	-0,03	41	34,0	0,34	35	0,1	-0,04	41	77,0			
9,23	49	4,0	4,81	36	5,0	0,39	30	9,0	0,15	48	13,0	0,17	50	9,0	0,17	49	6,0	0,05	49	73,0	0,13	44	12,0	-0,03	45	73,0			
-6,50	50	91,0	-2,95	37	86,0	0,07	24	41,0	-0,16	49	90,0	-0,21	50	95,0	-0,16	34	94,0	-0,02	36	39,0	-0,02	31	60,0	0,03	45	33,0			
-3,88	59	79,0	5,58	46	3,0	-0,13	48	69,0	-0,12	59	83,0	0,00	60	51,0	-0,07	59	75,0	-0,10	60	11,0	-0,37	56	99,0	-0,01	57	55,0			
2,61	70	33,0	0,02	60	52,0	0,16	52	31,0	0,04	69	41,0	-0,07	71	72,0	0,08	69	26,0	0,01	70	52,0	-0,05	65	68,0	0,00	66	52,0			
7,26	42	9,0	2,42	32	21,0	1,24	23	0,1	0,34	41	0,5	0,09	43	23,0	0,29	37	0,5	0,02	38	58,0	-0,05	34	69,0	0,06	36	14,0			
-0,02	51	52,0	4,74	38	5,0	-0,48		96,0	0,00	52	53,0	0,13	53	15,0	0,04	49	37,0	-0,03	44	35,0	0,16	47	7,0	0,02	51	36,0			
0,26	69	50,0	-0,29	59	56,0	-0,24	54	81,0	-0,01	68	55,0	0,14	70	13,0	-0,01	64	55,0	-0,04	67	30,0	0,14	63	9,0	-0,07	65	92,0			
1,96	32	37,0	1,76	24	28,0	0,02	16	48,0	0,05	32	38,0	0,07	33	30,0	-0,04	33	66,0	-0,02	33	40,0	0,16	28	7,0	-0,06	29	89,0			
7,03	52	10,0	7,10	41	1,0	0,60	44	2,0	-0,04	52	66,0	0,12	53	18,0	0,00	53	52,0	-0,04	54	29,0	0,13	48	11,0	-0,05	50	82,0			
8,44	63	6,0	6,18	48	2,0	0,04	44	46,0	0,04	61	41,0	-0,01	63	53,0	0,04	61	37,0	-0,07	63	18,0	-0,23	59	99,0	0,00	60	50,0			
4,10	61	23,0	-0,28	47	56,0	0,10	36	38,0	0,24	60	3,0	-0,05	62	67,0	0,14	54	10,0	-0,01	48	42,0	0,04	53	34,0	0,03	58	29,0			
17,03	43	0,1	9,46	31	0,1	0,52	27	4,0	0,19	42	7,0	0,26	44	2,0	-0,04		65,0	0,00		49,0	-0,32	29	99,0	-0,04	38	80,0			
16,01	51	0,5	8,37	40	0,5	0,51	31	4,0	0,24	50	3,0	0,51	52	0,1	0,07	23	26,0	0,06	20	78,0	-0,52	36	99,0	-0,02	45	69,0			
-8,98	42	96,0	-3,08	30	87,0	0,02	15	49,0	-0,01	40	55,0	0,00	42	52,0	0,01	31	48,0	-0,05	30	26,0	0,29	26	0,5	-0,04	37	77,0			
0,02	56	52,0	5,11	42	4,0	-1,11	34	99,0	-0,03	54	60,0	-0,01	56	53,0	-0,16	52	93,0	-0,14	50	3,0	-0,08	50	79,0	-0,02	51	67,0			
2,17	46	36,0	2,78	34	17,0	-1,05	28	99,0	-0,01	45	56,0	-0,31	46	99,0	-0,19	46	96,0	-0,07	47	17,0	-0,08	41	77,0	-0,02	42	64,0			
4,86	84	19,0	1,90	78	26,0	-0,25	75	82,0	0,28	84	2,0	0,13	85	16,0	0,11	80	16,0	-0,05	81	25,0	-0,17	78	95,0	0,03	82	29,0			
-1,33	54	62,0	-4,81	45	96,0	0,24	34	21,0	0,29	54	1,0	-0,06	55	71,0	0,09		23,0	-0,09		13,0	0,04	43	37,0	0,08	50	7,0			

HEREFORD TOUROS PAIS ORDENADOS POR NOME

Reg	Nome	Nasc.	Livro	Rebanhos	Filhos Desmama	Filhos Sobreano	IQG	%	Peso ao Nascer			Peso à Desmama Materno			Peso à Desmama Direto			Total Materno	
									DEP	AC	%	DEPm	AC	%	DEPd	AC	%	DEP	%
230108	GARUPÁ 9069 PONTERO	2007	PO	3	71	39	-0,2	58,0	-0,03	43	46,0	4,86	28	1,0	-1,10	41	65,0	4,31	4,0
IA-582	GUAICOS X1040 TE	2010	PO	10	210	175	0,3	38,0	-0,89	64	3,0	1,09	42	30,0	2,19	72	27,0	2,18	19,0
IA-601	GUAICOS X375 TE CARBONERO	2008	PO	2	51	42	-0,3	60,0	-0,26	47	28,0	0,51	28	40,0	-0,34	54	56,0	0,34	45,0
IA-464	GUAICOS X8336 TE	2000	PO	4	34	13	-0,1	53,0	-0,07	42	43,0	-1,36	40	74,0	6,57	41	3,0	1,93	22,0
IA-481	GUAICOS X9026 TE (COMANDANTE)	2003	PO	13	174	88	-1,9	97,0	0,06	61	54,0	-4,67	51	99,0	-2,36	69	77,0	-5,85	99,0
141365	GUATAMBU AI573 - TAPERA	2001	PC	8	90	29	-0,5	68,0	-0,39	51	20,0	-0,67	59	62,0	2,51	60	24,0	0,58	42,0
163032	GUATAMBU GI023	2007	PC	2	38	16	-0,7	77,0	-0,80	47	4,0	7,66	37	0,1	-8,18	50	99,0	3,57	7,0
2402	GUATAMBU TI057 (HH) TOTAL	1997	PA	3	62	27	-0,2	59,0	-1,17	67	1,0	1,59	49	22,0	2,37	60	26,0	2,78	13,0
126782	GUATAMBU UI044 REGALO	1998	PC	2	23	8	-0,5	67,0	-0,24	39	30,0	-5,09	34	99,0	1,21	45	38,0	-4,48	97,0
IA-563	HORMIGA CAUDILLO 27	2009	PO	5	30	17	1,9	3,0	0,45	52	82,0	4,95	28	1,0	2,56	51	24,0	6,23	1,0
IA-620	HORMIGA CAUDILLO 37	2010	PO	8	57	37	0,2	43,0	0,96	54	98,0	-5,62	17	99,0	8,00	49	1,0	-1,62	76,0
IA-568	HORMIGA CAUDILLO 7	2008	PO	2	170	153	1,6	6,0	1,78	65	99,0	-5,67	56	99,0	8,72	69	1,0	-1,31	72,0
IA-657	HORMIGA FULECO 7	2015	PO	6	99	49	1,0	15,0	-0,14	61	37,0	-0,04	11	51,0	0,79	59	43,0	0,36	45,0
IA-597	HORMIGA LAPACHO 7 RPI40 CAUDILLO	2005	PO	10	224	141	0,1	44,0	0,46	67	82,0	-2,73	52	90,0	3,16	73	19,0	-1,15	69,0
166669	IRAPUA 7120	2008	PC	2	43	26	1,4	8,0	-0,02	55	47,0	-2,71	26	90,0	11,35	55	0,1	2,97	11,0
167567	IRAPUA 7144	2008	PC	2	34	16	0,4	35,0	1,27	50	99,0	-4,49	21	98,0	5,32	52	6,0	-1,83	79,0
167683	IRAPUA 7145	2008	PC	2	36	13	0,8	20,0	0,73	53	93,0	3,45	27	5,0	1,25	54	37,0	4,08	5,0
167590	IRAPUA 7155	2008	PC	2	61	43	1,0	17,0	0,14	59	60,0	-0,90	30	67,0	4,92	61	8,0	1,56	27,0
162879	IRAPUA 7662	2007	PC	2	92	44	0,2	42,0	-0,42	62	18,0	3,88	32	3,0	-1,85	64	73,0	2,95	11,0
157141	IRAPUA 8477	2006	PC	2	45	22	-0,6	74,0	-0,87	53	3,0	-2,79	30	91,0	2,60	55	23,0	-1,49	74,0
171004	IRAPUA 9031	2009	PC	4	122	22	1,4	9,0	-1,07	43	1,0	-4,96	47	99,0	9,19	53	0,5	-0,37	57,0
173123	IRAPUA 9055	2009	PC	2	21	14	0,7	23,0	-0,07	41	43,0	3,84	26	3,0	1,75	44	32,0	4,71	3,0
IA-416	JJJ VICTOR SI33 637	1996	PO	2	26	21	0,1	47,0	0,19	46	64,0	4,57	41	1,0	-0,74	48	61,0	4,20	4,0
IA-500	LA PIEDRA EDITOR LORD TE	2000	PO	3	25	11	1,0	16,0	0,82	40	95,0	-5,63	24	99,0	12,18	43	0,1	0,46	43,0
IA-473	LAGRAND RELOAD 80P ET	2004	PO	7	70	58	-1,9	97,0	0,69	60	92,0	3,34	40	5,0	-3,14	63	84,0	1,78	24,0
225437	MAUÁ BASIC DO PONTAL 1719	2004	PO	2	135	103	2,4	1,0	-0,55	67	12,0	6,60	40	0,1	3,72	68	14,0	8,46	0,1
225477	MAUÁ BIENVENIDO DO PONTAL 1809	2004	PO	4	88	62	0,4	33,0	-0,50	61	14,0	1,29	56	27,0	-2,01	64	74,0	0,28	46,0
240327	MAUÁ LORD DO PONTAL 4077	2012	PO	10	147	107	1,4	8,0	-0,13	59	38,0	0,04	24	49,0	4,13	67	12,0	2,10	20,0
233362	MAUÁ RELEASE DO PONTAL 2973	2008	PO	10	160	68	2,2	1,0	0,74	61	94,0	-2,12	32	84,0	8,84	67	0,5	2,29	18,0
IA-565	MCCOY 55M ABSOLUTE 49S	2006	PO	5	71	44	0,3	38,0	-0,82	55	4,0	2,75	39	9,0	6,31	60	3,0	5,90	1,0

Peso ao Sobreano			Ganho Pós-Desmama			Perímetro Escrotal ao Sobreano			Musculatura			Estatura			Estrutura Corporal			Umbigo / Prepúcio			Pigmentação Ocular			Racial					
DEP	AC	%	DEP	AC	%	DEP	AC	%	DEP	AC	%	DEP	AC	%	DEP	AC	%	DEP	AC	%	DEP	AC	%	DEP	AC	%	DEP	AC	%
-4,57	39	83,0	-4,31	29	94,0	-0,38	23	92,0	-0,07	40	73,0	0,02	41	45,0	0,09	41	22,0	-0,01	42	42,0	-0,19	35	96,0	-0,06	36	87,0			
-0,25	73	54,0	-3,90	65	92,0	0,29	59	16,0	0,22	72	5,0	0,08	74	27,0	0,02	59	44,0	-0,02	54	39,0	-0,16	60	94,0	-0,01	69	61,0			
0,43	54	49,0	0,52	43	44,0	-0,24	34	82,0	0,01	53	48,0	-0,20	54	95,0	-0,07	26	76,0	-0,01		42,0	-0,08	23	77,0	0,00	48	51,0			
3,81	41	25,0	-2,20	35	80,0	-0,81	33	99,0	0,07	46	32,0	0,02	48	44,0	0,06	47	32,0	-0,09	47	13,0	0,30	43	0,5	0,01	44	43,0			
-5,40	67	87,0	-4,42	55	95,0	0,01	51	51,0	-0,15	66	89,0	-0,07	68	73,0	-0,16	63	94,0	-0,05	63	24,0	0,28	60	0,5	0,01	64	48,0			
-0,87	60	59,0	-3,87	53	92,0	0,00	46	52,0	-0,12	64	84,0	-0,01	66	54,0	-0,05	61	70,0	-0,05	62	26,0	0,06	57	29,0	-0,03	63	76,0			
-12,57	47	99,0	-5,66	34	98,0	-0,22	28	79,0	-0,02	47	59,0	-0,11	49	82,0	-0,07	31	76,0	-0,04	23	30,0	0,02	21	41,0	-0,02	44	67,0			
0,43	58	49,0	-4,12	45	94,0	-0,66	42	99,0	0,05	55	36,0	-0,05	57	66,0	0,06		32,0	-0,04		31,0	-0,09		81,0	0,03	50	31,0			
2,88	43	31,0	3,64	33	10,0	-0,10	24	65,0	0,03	41	44,0	0,07	42	29,0	0,02	42	44,0	-0,01	41	42,0	-0,14	37	92,0	0,01	39	41,0			
7,27	49	9,0	3,77	36	10,0	0,33	28	13,0	0,11	47	22,0	-0,02	48	57,0	0,07	44	27,0	0,05	47	73,0	-0,04	42	66,0	-0,03	44	73,0			
11,71	45	1,0	2,45	30	20,0	0,06	23	43,0	-0,01	44	56,0	0,19	46	7,0	0,04	45	37,0	-0,01	47	46,0	0,00	41	50,0	-0,01	42	60,0			
19,47	71	0,1	10,91	64	0,1	0,61	58	2,0	0,13	71	16,0	0,33	73	0,5	-0,04		66,0	-0,03		36,0	0,08		23,0	0,02	67	33,0			
6,72	55	11,0	6,02	41	2,0	-0,28	30	85,0	0,30	53	1,0	0,02	55	44,0	0,15	54	9,0	-0,04	48	29,0	0,18	45	4,0	0,01	51	42,0			
4,91	71	19,0	1,53	61	31,0	0,23	55	22,0	0,04	70	41,0	0,09	71	24,0	0,00	63	52,0	0,00	65	49,0	0,02	61	43,0	-0,04	68	81,0			
10,82	52	2,0	-0,64	39	61,0	0,86	40	0,5	0,21	53	5,0	0,10	54	22,0	0,09	45	21,0	-0,07	49	17,0	-0,34	48	99,0	-0,06	49	87,0			
7,28	49	9,0	3,57	35	11,0	0,23	29	22,0	0,07	48	32,0	0,05	50	35,0	0,09	42	22,0	-0,02	45	41,0	-0,03	43	63,0	-0,01	44	59,0			
2,53	49	33,0	1,25	34	34,0	-0,12	18	68,0	0,14	47	15,0	0,09	48	25,0	0,03	47	40,0	0,03	31	62,0	-0,21	44	98,0	0,06	45	14,0			
5,57	60	15,0	0,87	48	40,0	0,62	42	2,0	0,16	59	12,0	-0,05	61	66,0	0,06	56	32,0	-0,10	50	10,0	0,20	54	3,0	0,00	55	49,0			
-3,55	59	77,0	-0,97	45	65,0	0,39	44	9,0	0,01	58	51,0	-0,16	59	90,0	-0,08	54	78,0	-0,09	49	11,0	0,25	54	1,0	-0,01	55	57,0			
-1,87	52	66,0	-5,17	38	97,0	0,16	32	30,0	0,08	49	28,0	0,02	51	45,0	0,04	48	36,0	-0,07	45	19,0	-0,03	45	60,0	-0,02	47	64,0			
13,82	53	0,5	7,22	44	1,0	0,33	38	13,0	0,30	55	1,0	0,22	57	4,0	0,04	48	39,0	-0,05	45	24,0	-0,20	41	98,0	-0,02	52	66,0			
-0,16	44	54,0	0,07	35	51,0	0,28	28	18,0	-0,07	44	72,0	-0,02	46	56,0	0,06	31	30,0	0,07	32	79,0	0,33	23	0,1	-0,06	39	88,0			
-4,86	49	84,0	-2,90	42	86,0	0,09	30	39,0	-0,08	51	76,0	0,04	52	38,0	0,09	50	22,0	0,00	51	47,0	0,35	45	0,1	0,06	47	13,0			
17,21	41	0,1	5,01	29	4,0	0,27	29	18,0	-0,09	40	79,0	0,16	42	11,0	0,05	41	34,0	0,01	42	53,0	-0,12	36	87,0	0,00	37	53,0			
-15,08	63	99,0	-13,34	52	99,0	-0,30	47	86,0	-0,15	62	90,0	0,04	63	40,0	-0,06	57	73,0	0,02	59	61,0	0,16	52	6,0	-0,07	58	92,0			
8,82	67	5,0	5,96	56	2,0	0,05	48	45,0	0,19	66	8,0	0,08	68	26,0	0,11	63	16,0	0,02	63	58,0	-0,41	62	99,0	0,02	63	33,0			
-0,49	64	56,0	2,63	57	19,0	0,82	50	0,5	-0,01	66	54,0	0,11	67	20,0	0,02	49	43,0	-0,07	47	17,0	-0,01	50	55,0	0,06	63	13,0			
10,93	66	2,0	7,12	55	1,0	0,09	45	39,0	0,10	65	24,0	0,10	67	22,0	0,09	61	23,0	-0,03	59	35,0	-0,08	55	79,0	-0,02	61	67,0			
17,05	64	0,1	10,11	51	0,1	0,44	44	7,0	0,28	62	2,0	0,22	64	4,0	0,20	60	4,0	-0,06	57	20,0	-0,30	55	99,0	-0,01	60	59,0			
3,22	60	29,0	-5,08	48	97,0	0,23	41	22,0	-0,26	59	98,0	0,08	61	26,0	-0,12	29	88,0	-0,03	27	34,0	0,12	29	12,0	0,02	55	36,0			

HEREFORD TOUROS PAIS ORDENADOS POR NOME

Reg	Nome	Nasc.	Livro	Rebanhos	Filhos Desmama	Filhos Sobreano	IQG	%	Peso ao Nascer			Peso à Desmama Materno			Peso à Desmama Direto			Total Materno	
									DEP	AC	%	DEPm	AC	%	DEPd	AC	%	DEP	%
IA-655	MCM 6964 BOLT 652D	2016	PO	6	44	7	0,3	40,0	-1,26	53	0,5	-0,71	10	63,0	1,11	43	39,0	-0,15	54,0
IA-543	MIRASIERRA FAROLERO X8	2005	PO	5	89	67	-1,3	90,0	0,19	54	65,0	-2,75	43	91,0	-3,28	62	85,0	-4,39	97,0
IA-583	MSU XEROX 20X	2010	PO	5	38	35	1,7	5,0	1,13	40	99,0	-1,60	22	78,0	9,70	44	0,5	3,25	9,0
IA-613	MURMULLOS FRANCISCO X0954 TE	2011	PO	8	59	8	-1,0	83,0	-1,04	55	1,0	1,56	15	23,0	-2,69	49	80,0	0,21	48,0
IA-511	PALENQUERO DOMINANTE 117	2005	PO	4	49	24	-1,4	92,0	-1,24	50	0,5	1,10	24	30,0	-4,45	56	91,0	-1,13	69,0
IA-624	PALENQUERO DOMINANTE 202 HALCON	2008	PO	5	105	68	0,4	35,0	-0,32	55	24,0	3,44	18	5,0	-0,57	59	59,0	3,16	10,0
126165	RECREIO N440 (NOBRE)	1998	PC	7	58	32	0,2	44,0	0,08	58	55,0	-2,95	62	92,0	3,91	63	13,0	-1,00	67,0
138526	RECREIO T103	2001	PC	2	37	19	-1,0	85,0	0,02		50,0	0,95	50	32,0	-2,37	54	77,0	-0,23	55,0
248668	RECOLUTA BALAZO T 214	2015	PC	6	93	50	2,4	1,0	-0,42	55	18,0	3,21	15	6,0	1,02	49	40,0	3,72	6,0
167016	RECOLUTA K170	2008	PC	4	600	568	3,5	0,1	0,49	73	84,0	11,41	64	0,1	2,67	76	23,0	12,75	0,1
170551	RECOLUTA L231 PATRIOTA	2009	PC	13	369	227	2,8	0,5	1,07	68	99,0	1,94	61	18,0	11,83	77	0,1	7,86	0,1
173285	RECOLUTA L264	2009	PC	2	27	19	0,7	25,0	0,39	41	79,0	-1,45	20	75,0	4,34	51	11,0	0,72	39,0
IA-487	REMITALL SUPER DUTY 42S	2006	PO	10	132	89	-1,2	89,0	1,32	61	99,0	-3,19	46	94,0	2,75	70	22,0	-1,82	78,0
IA-512	RV STOCKER 6662	2006	PO	4	27	28	-0,1	53,0	-0,01	47	48,0	-5,33	36	99,0	7,81	50	1,0	-1,43	73,0
IA-475	SANTA INES BUCANEIRO 1	2003	PO	9	78	38	-2,0	98,0	-0,14	47	37,0	-2,04	36	83,0	-4,33	61	91,0	-4,20	96,0
IA-461	SANTA INES DELIVERANCE 5-18-27 (CHARRUA)	1999	PO	13	108	67	-0,7	77,0	-0,36	57	22,0	0,81	59	35,0	-2,95	65	82,0	-0,67	62,0
IA-448	SANTA INES TORDO 6 8190	2001	PO	6	66	44	-0,3	62,0	1,10	57	99,0	0,00	50	50,0	-2,82	61	81,0	-1,41	73,0
4530	SANTA MARIA 1694919S SUPREMO	2004	PA	2	214	115	0,1	46,0	-1,30	70	0,5	4,58	50	1,0	-3,32	72	85,0	2,93	12,0
147586	SANTA MARIA 170453	2004	PC	3	39	24	0,4	36,0	-0,51	52	14,0	8,56	43	0,1	-9,71	56	99,0	3,70	6,0
4563	SANTA MARIA 360087	2005	PA	2	94	57	1,3	10,0	-0,76	60	5,0	4,05	38	3,0	-0,38	63	56,0	3,86	6,0
171256	SANTA TEREZA E1120	2009	PC	3	29	20	-0,2	59,0	-0,23	45	30,0	-0,70	26	63,0	-0,18	49	54,0	-0,79	64,0
244060	SÃO FERNANDO CEIBAL 8469	2014	PO	7	34	19	0,8	22,0	-0,24	47	29,0	0,13	17	47,0	5,80	49	5,0	3,03	11,0
242995	SÃO FERNANDO COMANDANTE TE8439	2013	PO	3	41	32	-0,2	59,0	-0,07	43	43,0	-2,34	24	87,0	1,12	52	39,0	-1,79	78,0
233137	SÃO FERNANDO CONDOR 7917	2008	PO	2	185	127	0,1	47,0	0,09	66	57,0	3,06	53	7,0	-0,11	70	53,0	3,00	11,0
212775	SÃO FERNANDO SF RIVAL 7045	1996	PO	2	36	27	0,9	17,0	0,59	35	89,0	2,94	24	8,0	0,47	42	46,0	3,17	10,0
244059	SÃO FERNANDO THOR 8467	2014	PO	2	27	18	0,0	50,0	0,59	37	89,0	0,82	31	35,0	0,49	39	46,0	1,07	34,0
232107	SÃO FERNANDO TORDO 7885	2008	PO	2	39	25	1,8	3,0	0,70	49	92,0	2,59	34	11,0	2,76	54	22,0	3,97	5,0
223553	SÃO FERNANDO VICTOR 7507	2003	PO	2	49	27	0,4	34,0	0,15	36	61,0	3,10	37	7,0	4,43	44	10,0	5,32	1,0
235492	SÃO MARCOS KEYNOTE 4218	2009	PO	3	24	16	2,3	1,0	0,05	41	53,0	7,40	24	0,1	3,75	43	14,0	9,28	0,1
IA-539	SATUR FORC BOOMER-3509	2005	PO	4	49	43	-1,7	95,0	0,30	33	72,0	-0,79	35	65,0	-3,38	54	85,0	-2,48	86,0

Peso ao Sobreano			Ganho Pós-Desmama			Perímetro Escrotal ao Sobreano			Musculatura			Estatura			Estrutura Corporal			Umbigo / Prepúcio			Pigmentação Ocular			Racial					
DEP	AC	%	DEP	AC	%	DEP	AC	%	DEP	AC	%	DEP	AC	%	DEP	AC	%	DEP	AC	%	DEP	AC	%	DEP	AC	%	DEP	AC	%
2,48	37	34,0	0,73	21	41,0	0,25	15	20,0	0,20	35	6,0	-0,19	36	94,0	0,09		23,0	-0,02		37,0	0,21	29	2,0	-0,05	34	85,0			
-4,44	62	82,0	-0,82	51	63,0	-0,21	47	78,0	0,06	60	33,0	-0,19	62	94,0	-0,06	54	73,0	-0,01	51	44,0	-0,29	44	99,0	-0,04	58	77,0			
15,43	43	0,5	5,48	32	3,0	0,74	22	0,5	0,20	41	7,0	0,43	43	0,1	0,07	23	29,0	0,03	22	64,0	-0,19	22	97,0	-0,15	37	99,0			
-4,32	42	81,0	-3,55	23	90,0	-0,11	14	67,0	-0,10	40	81,0	-0,23	41	97,0	-0,16	42	93,0	0,01	35	52,0	0,27	34	0,5	0,02	39	34,0			
-6,75	51	91,0	-2,33	37	81,0	-0,90	38	99,0	-0,18	50	93,0	-0,03	51	61,0	-0,13	50	90,0	0,04	51	67,0	0,00	46	50,0	-0,03	47	71,0			
-3,82	57	79,0	-1,22	44	68,0	0,51	23	4,0	0,01	56	49,0	-0,06	57	69,0	0,10	48	20,0	-0,04	20	29,0	0,39	33	0,1	-0,06	52	89,0			
6,34	64	12,0	3,24	59	13,0	-0,36	53	91,0	0,07	68	32,0	0,07	69	30,0	-0,01	65	54,0	-0,07	69	18,0	0,13	64	10,0	-0,03	65	74,0			
-5,78	56	88,0	-4,12	51	94,0	-0,19	44	76,0	-0,11	59	83,0	-0,11	61	81,0	-0,12	59	88,0	-0,03	61	32,0	-0,04	55	64,0	-0,01	56	56,0			
10,77	46	2,0	12,77	32	0,1	0,08	34	40,0	0,24	45	3,0	-0,03	47	61,0	0,19	46	4,0	-0,03	48	34,0	-0,23	41	99,0	0,02	42	34,0			
8,35	76	6,0	5,88	70	2,0	0,15	67	32,0	0,49	76	0,1	0,06	77	32,0	0,27	44	1,0	-0,01	41	44,0	0,09	47	20,0	-0,01	73	62,0			
20,68	75	0,1	8,48	66	0,5	0,69	62	1,0	-0,02	75	58,0	0,30	76	1,0	0,09	69	21,0	-0,04	70	29,0	0,43	67	0,1	0,00	73	50,0			
6,76	50	11,0	2,67	39	18,0	-0,10	38	65,0	0,16	50	12,0	0,04	52	39,0	0,15	50	10,0	-0,02	52	40,0	-0,04	44	64,0	-0,01	44	62,0			
-4,00	69	80,0	-8,25	58	99,0	-0,48	55	96,0	0,21	68	5,0	-0,08	70	74,0	0,18	67	6,0	-0,08	69	14,0	0,05	64	30,0	0,03	65	27,0			
8,51	52	6,0	-0,46	44	58,0	-0,01	34	53,0	0,05	53	37,0	0,15	54	12,0	-0,01	52	55,0	-0,01	54	42,0	0,10	48	16,0	-0,02	49	69,0			
-7,84	58	94,0	-4,71	43	96,0	-0,22	35	80,0	-0,16	56	91,0	-0,21	58	95,0	-0,14	56	91,0	-0,08	57	14,0	-0,16	52	94,0	-0,01	54	61,0			
-4,57	65	83,0	-0,39	56	57,0	-0,60	50	98,0	0,00	66	52,0	-0,05	68	66,0	0,03	64	43,0	-0,01	64	44,0	0,16	61	6,0	-0,11	64	99,0			
-1,98	61	67,0	1,18	51	35,0	0,13	39	33,0	-0,06	61	71,0	0,01	63	48,0	-0,11	54	86,0	-0,04	54	30,0	0,21	49	2,0	-0,04	58	76,0			
-4,89	69	84,0	-1,36	57	70,0	-0,03	34	56,0	0,03	67	44,0	-0,01	69	55,0	0,03	67	40,0	-0,03	69	36,0	-0,01	63	53,0	-0,02	66	63,0			
-7,12	55	92,0	4,55	45	6,0	-0,04	36	57,0	-0,05	55	67,0	-0,15	56	90,0	-0,17	45	94,0	-0,03	35	33,0	-0,30		99,0	0,02	49	33,0			
3,49	59	27,0	5,52	44	3,0	-0,08	27	62,0	0,11	57	20,0	0,00	59	51,0	0,00	57	51,0	-0,07	59	19,0	-0,06	51	72,0	-0,02	55	64,0			
0,95	47	45,0	1,78	37	28,0	-0,26	28	83,0	-0,07	46	73,0	0,02	47	44,0	-0,01	25	57,0	-0,04	22	28,0	0,02	20	44,0	0,01	41	41,0			
7,12	47	9,0	0,82	34	40,0	0,17	22	29,0	0,02	46	46,0	0,12	47	17,0	0,09	46	22,0	-0,02	48	36,0	-0,44	41	99,0	-0,01	42	56,0			
0,15	51	51,0	-0,70	41	62,0	0,30	20	16,0	0,13	50	18,0	0,13	52	16,0	0,22	51	2,0	-0,04	52	31,0	0,16	45	6,0	-0,02	46	68,0			
-1,42	69	63,0	-1,28	60	69,0	-0,12	46	68,0	-0,08	69	74,0	0,04	70	38,0	-0,05	68	69,0	-0,02	70	37,0	-0,06	65	74,0	0,00	66	54,0			
2,29	42	35,0	2,21	33	23,0	0,31	26	15,0	0,08	42	28,0	0,05	43	35,0	0,13	43	14,0	-0,01	44	44,0	0,19	36	3,0	-0,01	38	58,0			
-1,29	36	62,0	-2,30	25	81,0	0,19	20	26,0	0,10	34	24,0	0,08	35	28,0	0,10	36	20,0	-0,01	35	43,0	0,11	31	14,0	-0,02	32	64,0			
7,01	53	10,0	5,11	43	4,0	0,44	32	7,0	0,27	52	2,0	0,03	54	40,0	0,18	53	5,0	-0,06	54	22,0	-0,25	48	99,0	0,01	49	47,0			
1,28	44	42,0	-2,96	38	86,0	0,06	31	44,0	-0,03	46	60,0	0,17	47	9,0	0,01	47	49,0	-0,08	48	14,0	0,43	42	0,1	0,02	43	37,0			
4,99	41	18,0	2,22	30	23,0	0,53	23	3,0	0,25	40	3,0	0,08	41	28,0	0,03	35	42,0	0,03	40	64,0	-0,06	35	73,0	0,00	36	51,0			
-10,33	53	98,0	-9,13	42	99,0	-0,20	31	77,0	0,19	52	8,0	-0,16	53	90,0	0,04	52	38,0	-0,02	53	37,0	-0,31	48	99,0	-0,03	49	72,0			

HEREFORD TOUROS PAIS ORDENADOS POR NOME

Reg	Nome	Nasc.	Livro	Rebanhos	Filhos Desmama	Filhos Sobreano	IQG	%	Peso ao Nascer			Peso à Desmama Materno			Peso à Desmama Direto			Total Materno	
									DEP	AC	%	DEPm	AC	%	DEPd	AC	%	DEP	%
IA-600	SAUDADE X2223 PATORUZU ARTURO	2009	PO	3	66	50	-0,1	55,0	0,41	53	80,0	-6,24	32	99,0	13,97	57	0,1	0,75	39,0
IA-505	SHF RIB EYE M326 R117	2005	PO	7	68	47	0,9	18,0	-0,27	47	28,0	3,23	20	6,0	2,11	59	28,0	4,29	4,0
248110	SJ M030	2016	PC	3	38	26	0,3	37,0	-0,12	44	39,0	-4,71	25	99,0	6,12	50	4,0	-1,65	76,0
259452	SJ R082	2018	PC	3	75	47	3,9	0,1	-0,81	53	4,0	3,94	17	3,0	6,34	50	3,0	7,11	0,5
IA-485	SOUTH BUKALONG SHANNON 4	2004	PO	6	75	35	1,0	16,0	0,60	52	89,0	-0,77	28	64,0	3,41	59	17,0	0,94	36,0
IA-636	SQUARE D TORTUGA 953T	2007	PO	3	33	16	-0,3	62,0	-0,16	16	35,0	0,97	12	32,0	-1,11	41	65,0	0,42	44,0
IA-547	STAR BRIGHT FUTURE 533P ET	2004	PO	4	46	37	1,2	11,0	2,10	41	99,0	2,24	29	14,0	9,08	53	0,5	6,78	0,5
IA-564	STAR KCL BREAKOUT 3T ET	2007	PO	3	282	120	0,8	22,0	0,81	77	95,0	2,31	56	13,0	-0,23	79	55,0	2,20	19,0
245110	TAMANCA ALABAMA I002 L055	2014	PO	2	64	59	1,0	15,0	3,63	52	99,0	-2,71	26	90,0	14,18	58	0,1	4,38	4,0
242879	TAMANCA J028	2013	PO	2	24	21	0,5	30,0	0,46	43	82,0	-3,48	28	95,0	4,12	47	12,0	-1,42	73,0
244981	TAMANCA MI66	2015	PC	2	73	67	3,1	0,1	0,68	56	92,0	6,51	26	0,1	1,22	60	38,0	7,12	0,5
220553	TANK	2001	PO	3	34	1	-1,1	86,0	-1,12	51	1,0	-2,86	27	91,0	-2,75	47	81,0	-4,23	96,0
IA-587	TH 122 7II VICTOR 719T	2007	PO	8	168	98	0,7	25,0	-1,13	62	1,0	-3,57	41	96,0	5,68	68	5,0	-0,73	63,0
IA-671	TH 529B 145Y EXPLORER 44D	2016	PO	2	39	24	4,1	0,1	-1,08	34	1,0	-0,43	10	58,0	7,64	38	1,0	3,39	8,0
IA-670	TH FRONTIER 174E	2017	PO	8	37	19	2,4	1,0	-0,86	58	3,0	-0,79	10	65,0	4,91	45	8,0	1,67	25,0
IA-557	THR THOR 4029	2004	PO	4	33	35	-1,6	94,0	1,19	51	99,0	0,76	33	36,0	-3,00	53	83,0	-0,75	63,0
022926PY	TLC	2012	PY	2	44	0	-3,2	99,0	-1,96	54	0,1	-1,76	20	80,0	-11,32	48	99,0	-7,42	99,0
023738PY	TLC	2015	PY	2	56	0	-1,4	92,0	-1,08	62	1,0	-2,34	19	87,0	-3,81	49	88,0	-4,25	96,0
022670PY	TLC TAMYCO	2010	PY	2	29	0	-0,2	58,0	-0,75	59	5,0	1,78	27	20,0	-1,57	44	70,0	1,00	35,0
IA-617	TLELL 199S XPLOSIVE 18X	2010	PO	3	34	17	-1,4	91,0	0,27	44	71,0	-4,36	18	98,0	0,06	48	51,0	-4,33	97,0
231550	TOPASS DETENTO 35	2008	PO	10	22	16	0,4	36,0	1,01	35	98,0	-0,06	20	51,0	3,56	38	16,0	1,72	24,0
IA-440	TRANQUERAS X1573 BN BIENVENIDO TE	1998	PO	4	48	14	0,4	36,0	-1,60	46	0,1	-1,95	47	82,0	6,21	56	4,0	1,15	33,0
IA-602	TRANQUERAS X4397 FD FINANCIERO RETRUCO	2009	PO	4	51	36	0,1	45,0	0,74	38	94,0	3,09	28	7,0	0,13	54	50,0	3,16	10,0
IA-618	TRIARA WIDE LOAD 391W	2009	PO	4	24	18	1,2	12,0	0,33	26	75,0	-0,51	18	59,0	7,38	41	2,0	3,19	10,0
IA-496	WERT X1839 KILLER KAISER VISION TE	2001	PO	2	20	14	-0,8	79,0	0,07		55,0	-1,57	20	77,0	-0,18	28	54,0	-1,66	76,0
IA-474	WIRRUNA WALDECK	2001	PO	2	20	5	0,4	36,0	-0,20	22	33,0	3,50	21	5,0	-2,54	34	79,0	2,23	18,0
IA-508	WLB GLOBAL 72M-50S	2006	PO	9	77	46	1,2	11,0	0,23	60	67,0	2,26	44	14,0	1,96	63	30,0	3,24	9,0
145602	WOLF I265 CLASSICO	2003	PC	6	69	19	-0,3	63,0	-0,07	68	43,0	-3,14	33	93,0	1,85	59	31,0	-2,21	83,0
254443	WOLF 7837	2017	PC	2	23	12	-0,5	71,0	0,27	37	70,0	-0,24	10	54,0	-0,07	34	53,0	-0,28	56,0

Peso ao Sobreano			Ganho Pós-Desmama			Perímetro Escrotal ao Sobreano			Musculatura			Estatura			Estrutura Corporal			Umbigo / Prepúcio			Pigmentação Ocular			Racial					
DEP	AC	%	DEP	AC	%	DEP	AC	%	DEP	AC	%	DEP	AC	%	DEP	AC	%	DEP	AC	%	DEP	AC	%	DEP	AC	%	DEP	AC	%
8,67	56	5,0	-6,81	44	99,0	-0,23	35	80,0	0,18	55	9,0	0,10	57	21,0	0,16	55	7,0	-0,04	57	31,0	-0,01	50	53,0	0,05	51	18,0			
2,85	58	31,0	1,04	46	37,0	0,60	37	2,0	-0,13	57	86,0	0,05	59	35,0	0,04	57	36,0	-0,03	46	32,0	0,13	38	11,0	0,03	53	30,0			
8,39	49	6,0	2,00	40	25,0	0,00	31	52,0	0,18	49	9,0	0,10	50	22,0	0,19	49	4,0	-0,03	50	36,0	0,07	43	26,0	0,03	45	30,0			
23,23	50	0,1	20,39	39	0,1	0,52	36	4,0	-0,03	49	61,0	0,08	51	28,0	0,10	50	21,0	0,09	51	88,0	-0,13	43	90,0	-0,06	45	89,0			
10,94	56	2,0	8,57	42	0,5	-0,09	29	64,0	-0,08	54	74,0	0,14	56	14,0	0,02	48	44,0	0,00	48	46,0	-0,02	40	57,0	-0,05	51	82,0			
-1,86	37	66,0	-1,66	23	74,0	0,06	14	43,0	-0,09	35	77,0	0,01	36	47,0	-0,04	20	67,0	0,00	29	50,0	0,02	31	45,0	-0,02	32	69,0			
8,79	51	5,0	-0,66	39	61,0	0,03	31	47,0	0,14	50	15,0	0,29	52	1,0	0,14	47	10,0	0,04	52	68,0	-0,01	46	56,0	-0,02	47	63,0			
4,67	74	20,0	4,00	62	8,0	-0,16	54	73,0	0,05	72	36,0	-0,05	74	66,0	-0,05	70	71,0	-0,03	72	36,0	-0,08	69	78,0	0,01	72	42,0			
13,30	59	1,0	-0,95	50	65,0	0,49	46	4,0	0,10	59	23,0	0,41	61	0,1	-0,04	14	66,0	-0,05	11	27,0	-0,38	36	99,0	0,03	54	32,0			
8,64	48	5,0	5,33	41	3,0	0,43	38	7,0	-0,10	50	81,0	0,07	52	30,0	0,05	13	35,0	-0,04	8	27,0	-0,19	15	97,0	0,03	44	32,0			
9,07	61	4,0	9,22	52	0,1	0,36	49	11,0	0,60	61	0,1	-0,09	62	77,0	0,15	17	9,0	-0,01		45,0	0,12	47	13,0	-0,07	55	91,0			
-2,06	38	68,0	1,24	17	34,0	-0,21	13	78,0	-0,15	27	89,0	-0,08	28	74,0	-0,14	26	90,0	-0,03	25	35,0	0,07	27	25,0	-0,06	28	88,0			
6,11	66	13,0	1,85	54	27,0	0,74	37	0,5	0,09	65	25,0	0,05	66	35,0	0,02	63	45,0	-0,03	63	35,0	0,09	59	21,0	-0,01	62	59,0			
26,31	34	0,1	23,63	21	0,1	0,38	21	10,0	0,29	32	1,0	0,03	33	42,0	0,05	34	35,0	-0,05	34	25,0	0,13	28	12,0	-0,02	29	65,0			
14,44	42	0,5	11,32	29	0,1	0,61	16	2,0	0,39	41	0,5	0,13	43	16,0	0,13	23	13,0	-0,03	21	34,0	0,18	30	4,0	-0,05	37	82,0			
-10,85	53	98,0	-10,96	41	99,0	0,32	36	14,0	-0,05	52	68,0	-0,08	54	76,0	-0,04	53	65,0	-0,05	55	24,0	-0,13	48	90,0	-0,04	48	78,0			
-15,73		99,0	-4,27		94,0	-0,55		98,0	-0,10		79,0	-0,43		99,0	0,00		51,0	0,00		48,0	-0,14		91,0	-0,18		99,0			
-4,66		83,0	-0,46		58,0	-0,24		81,0	-0,08		75,0	-0,18		93,0	-0,07		75,0	-0,01		41,0	-0,19		96,0	-0,07		92,0			
-3,05		74,0	-1,77		75,0	-0,19		76,0	0,08		29,0	0,04		40,0	0,02		47,0	-0,01		44,0	-0,09		82,0	-0,03		70,0			
-2,68	45	72,0	-4,53	30	95,0	0,17	28	29,0	-0,12	42	84,0	-0,04	43	64,0	-0,06	43	72,0	-0,02	44	37,0	-0,19	37	97,0	0,00	39	54,0			
6,18	36	13,0	1,76	24	28,0	-0,40	10	93,0	-0,02	35	58,0	-0,05	37	68,0	0,09	36	22,0	-0,10	37	9,0	0,35	30	0,1	0,01	32	46,0			
5,73	53	15,0	0,26	40	48,0	0,51	34	4,0	-0,01	52	54,0	0,24	54	3,0	0,09	52	23,0	-0,03	52	34,0	0,29	49	0,5	0,02	51	34,0			
-1,58	53	64,0	-2,46	40	82,0	0,02	20	48,0	-0,02	51	60,0	-0,03	53	61,0	0,10	51	19,0	-0,03	53	35,0	-0,01	45	55,0	-0,04	47	78,0			
11,50	39	2,0	4,09	27	8,0	0,20	23	25,0	-0,06	37	69,0	0,12	39	16,0	-0,04	38	67,0	0,07	39	80,0	0,28	32	0,5	-0,01	33	59,0			
-4,08	27	80,0	-2,93	20	86,0	0,04	9	45,0	0,03	26	44,0	-0,10	28	80,0	-0,02	29	61,0	-0,04	28	28,0	-0,03	23	60,0	-0,02	24	67,0			
-3,40	29	76,0	-1,37	17	70,0	0,31	11	14,0	0,16	27	12,0	-0,04	28	65,0	0,07	28	28,0	-0,06	23	23,0	0,13	20	11,0	0,05	27	17,0			
4,40	61	21,0	0,96	47	38,0	0,70	45	1,0	0,20	60	7,0	0,11	61	20,0	0,17	59	6,0	0,03	61	62,0	-0,01	56	56,0	-0,03	58	71,0			
1,00	53	45,0	0,48	36	45,0	-0,13	22	69,0	0,23	49	4,0	0,20	51	6,0	0,03	36	41,0	0,00	26	49,0	0,11	43	15,0	0,00	47	54,0			
-3,78	31	78,0	-3,55	20	90,0	0,01		50,0	0,03	29	43,0	0,03	30	40,0	-0,04	31	67,0	0,01	31	55,0	-0,12	26	88,0	0,00	27	51,0			

HEREFORD TOUROS PAIS LÍDERES ORDENANDOS PELO IQG PAMPAPLUS - TOP 30%

Reg	Nome	Nasc.	Livro	Rebanhos	Filhos Desmama	Filhos Sobreano	IQG	%	Peso ao Nascer			Peso à Desmama Materno			Peso à Desmama Direto			Total Materno	
									DEP	AC	%	DEPm	AC	%	DEPd	AC	%	DEP	%
IA-671	TH 529B 145Y EXPLORER 44D	2016	PO	2	39	24	4,1	0,1	-1,08	34	1,0	-0,43	10	58,0	7,64	38	1,0	3,39	8,0
259452	SJ R082	2018	PC	3	75	47	3,9	0,1	-0,81	53	4,0	3,94	17	3,0	6,34	50	3,0	7,11	0,5
167016	RECOLUTA K170	2008	PC	4	600	568	3,5	0,1	0,49	73	84,0	11,41	64	0,1	2,67	76	23,0	12,75	0,1
244981	TAMANCA M166	2015	PC	2	73	67	3,1	0,1	0,68	56	92,0	6,51	26	0,1	1,22	60	38,0	7,12	0,5
170551	RECOLUTA L231 PATRIOTA	2009	PC	13	369	227	2,8	0,5	1,07	68	99,0	1,94	61	18,0	11,83	77	0,1	7,86	0,1
253296	DOM VITOR XEROX 643	2017	PC	2	21	10	2,6	0,5	1,32	46	99,0	1,28	18	27,0	8,88	45	0,5	5,72	1,0
248668	RECOLUTA BALAZO T 214	2015	PC	6	93	50	2,4	1,0	-0,42	55	18,0	3,21	15	6,0	1,02	49	40,0	3,72	6,0
225437	MAUÁ BASIC DO PONTAL 1719	2004	PO	2	135	103	2,4	1,0	-0,55	67	12,0	6,60	40	0,1	3,72	68	14,0	8,46	0,1
IA-670	TH FRONTIER 174E	2017	PO	8	37	19	2,4	1,0	-0,86	58	3,0	-0,79	10	65,0	4,91	45	8,0	1,67	25,0
235492	SÃO MARCOS KEYNOTE 4218	2009	PO	3	24	16	2,3	1,0	0,05	41	53,0	7,40	24	0,1	3,75	43	14,0	9,28	0,1
233362	MAUÁ RELEASE DO PONTAL 2973	2008	PO	10	160	68	2,2	1,0	0,74	61	94,0	-2,12	32	84,0	8,84	67	0,5	2,29	18,0
253300	DOM VITOR XEROX 653	2017	PC	3	44	35	2,1	2,0	3,20	49	99,0	0,25	18	45,0	9,39	52	0,5	4,95	2,0
IA-563	HORMIGA CAUDILLO 27	2009	PO	5	30	17	1,9	3,0	0,45	52	82,0	4,95	28	1,0	2,56	51	24,0	6,23	1,0
232107	SÃO FERNANDO TORDO 7885	2008	PO	2	39	25	1,8	3,0	0,70	49	92,0	2,59	34	11,0	2,76	54	22,0	3,97	5,0
IA-583	MSU XEROX 20X	2010	PO	5	38	35	1,7	5,0	1,13	40	99,0	-1,60	22	78,0	9,70	44	0,5	3,25	9,0
IA-442	FORC 29 F BOOMER 18L	2002	PO	17	654	479	1,7	5,0	0,10	82	57,0	6,40	77	0,5	2,85	84	21,0	7,83	0,1
IA-645	CHUBUTENSE 243 MTG 3028TE	2012	PO	6	34	27	1,6	6,0	-0,30	40	25,0	-0,68	14	63,0	3,80	43	14,0	1,22	32,0
IA-568	HORMIGA CAUDILLO 7	2008	PO	2	170	153	1,6	6,0	1,78	65	99,0	-5,67	56	99,0	8,72	69	1,0	-1,31	72,0
182931	BELVISTA 1986	2012	PC	2	23	14	1,5	7,0	1,08	27	99,0	1,64	23	21,0	3,58	47	15,0	3,43	8,0
138789	DO BOLSO A50	2001	PC	2	40	22	1,5	7,0	-0,11	54	40,0	2,55	43	11,0	1,80	54	31,0	3,45	8,0
240327	MAUÁ LORD DO PONTAL 4077	2012	PO	10	147	107	1,4	8,0	-0,13	59	38,0	0,04	24	49,0	4,13	67	12,0	2,10	20,0
166669	IRAPUA 7120	2008	PC	2	43	26	1,4	8,0	-0,02	55	47,0	-2,71	26	90,0	11,35	55	0,1	2,97	11,0
171004	IRAPUA 9031	2009	PC	4	122	22	1,4	9,0	-1,07	43	1,0	-4,96	47	99,0	9,19	53	0,5	-0,37	57,0
4563	SANTA MARIA 360087	2005	PA	2	94	57	1,3	10,0	-0,76	60	5,0	4,05	38	3,0	-0,38	63	56,0	3,86	6,0
251924	ANJO DA GUARDA 5534	2017	PO	2	40	0	1,3	10,0	-0,78	46	5,0	-3,09	7	93,0	11,95	48	0,1	2,88	12,0
IA-618	TRIARA WIDE LOAD 391W	2009	PO	4	24	18	1,2	12,0	0,33	26	75,0	-0,51	18	59,0	7,38	41	2,0	3,19	10,0
IA-547	STAR BRIGHT FUTURE 533P ET	2004	PO	4	46	37	1,2	11,0	2,10	41	99,0	2,24	29	14,0	9,08	53	0,5	6,78	0,5
IA-508	WLB GLOBAL 72M-50S	2006	PO	9	77	46	1,2	11,0	0,23	60	67,0	2,26	44	14,0	1,96	63	30,0	3,24	9,0
182903	BELVISTA 1876	2012	PC	2	86	49	1,1	13,0	1,77	55	99,0	-2,58	43	89,0	9,14	64	0,5	1,99	21,0
IA-445	ALABAMA 8350	1998	PO	4	99	83	1,1	14,0	0,53	67	86,0	0,39	59	42,0	2,59	68	23,0	1,69	25,0

Peso ao Sobreano			Ganho Pós-Desmama			Perímetro Escrotal ao Sobreano			Musculatura			Estatura			Estrutura Corporal			Umbigo / Prepúcio			Pigmentação Ocular			Racial					
DEP	AC	%	DEP	AC	%	DEP	AC	%	DEP	AC	%	DEP	AC	%	DEP	AC	%	DEP	AC	%	DEP	AC	%	DEP	AC	%	DEP	AC	%
26,31	34	0,1	23,63	21	0,1	0,38	21	10,0	0,29	32	1,0	0,03	33	42,0	0,05	34	35,0	-0,05	34	25,0	0,13	28	12,0	-0,02	29	65,0			
23,23	50	0,1	20,39	39	0,1	0,52	36	4,0	-0,03	49	61,0	0,08	51	28,0	0,10	50	21,0	0,09	51	88,0	-0,13	43	90,0	-0,06	45	89,0			
8,35	76	6,0	5,88	70	2,0	0,15	67	32,0	0,49	76	0,1	0,06	77	32,0	0,27	44	1,0	-0,01	41	44,0	0,09	47	20,0	-0,01	73	62,0			
9,07	61	4,0	9,22	52	0,1	0,36	49	11,0	0,60	61	0,1	-0,09	62	77,0	0,15	17	9,0	-0,01		45,0	0,12	47	13,0	-0,07	55	91,0			
20,68	75	0,1	8,48	66	0,5	0,69	62	1,0	-0,02	75	58,0	0,30	76	1,0	0,09	69	21,0	-0,04	70	29,0	0,43	67	0,1	0,00	73	50,0			
17,03	43	0,1	9,46	31	0,1	0,52	27	4,0	0,19	42	7,0	0,26	44	2,0	-0,04		65,0	0,00		49,0	-0,32	29	99,0	-0,04	38	80,0			
10,77	46	2,0	12,77	32	0,1	0,08	34	40,0	0,24	45	3,0	-0,03	47	61,0	0,19	46	4,0	-0,03	48	34,0	-0,23	41	99,0	0,02	42	34,0			
8,82	67	5,0	5,96	56	2,0	0,05	48	45,0	0,19	66	8,0	0,08	68	26,0	0,11	63	16,0	0,02	63	58,0	-0,41	62	99,0	0,02	63	33,0			
14,44	42	0,5	11,32	29	0,1	0,61	16	2,0	0,39	41	0,5	0,13	43	16,0	0,13	23	13,0	-0,03	21	34,0	0,18	30	4,0	-0,05	37	82,0			
4,99	41	18,0	2,22	30	23,0	0,53	23	3,0	0,25	40	3,0	0,08	41	28,0	0,03	35	42,0	0,03	40	64,0	-0,06	35	73,0	0,00	36	51,0			
17,05	64	0,1	10,11	51	0,1	0,44	44	7,0	0,28	62	2,0	0,22	64	4,0	0,20	60	4,0	-0,06	57	20,0	-0,30	55	99,0	-0,01	60	59,0			
16,01	51	0,5	8,37	40	0,5	0,51	31	4,0	0,24	50	3,0	0,51	52	0,1	0,07	23	26,0	0,06	20	78,0	-0,52	36	99,0	-0,02	45	69,0			
7,27	49	9,0	3,77	36	10,0	0,33	28	13,0	0,11	47	22,0	-0,02	48	57,0	0,07	44	27,0	0,05	47	73,0	-0,04	42	66,0	-0,03	44	73,0			
7,01	53	10,0	5,11	43	4,0	0,44	32	7,0	0,27	52	2,0	0,03	54	40,0	0,18	53	5,0	-0,06	54	22,0	-0,25	48	99,0	0,01	49	47,0			
15,43	43	0,5	5,48	32	3,0	0,74	22	0,5	0,20	41	7,0	0,43	43	0,1	0,07	23	29,0	0,03	22	64,0	-0,19	22	97,0	-0,15	37	99,0			
4,86	84	19,0	1,90	78	26,0	-0,25	75	82,0	0,28	84	2,0	0,13	85	16,0	0,11	80	16,0	-0,05	81	25,0	-0,17	78	95,0	0,03	82	29,0			
7,26	42	9,0	2,42	32	21,0	1,24	23	0,1	0,34	41	0,5	0,09	43	23,0	0,29	37	0,5	0,02	38	58,0	-0,05	34	69,0	0,06	36	14,0			
19,47	71	0,1	10,91	64	0,1	0,61	58	2,0	0,13	71	16,0	0,33	73	0,5	-0,04		66,0	-0,03		36,0	0,08		23,0	0,02	67	33,0			
8,46	46	6,0	6,01	35	2,0	0,06	23	44,0	0,14	46	15,0	0,10	48	23,0	0,02	46	45,0	-0,03	41	34,0	0,34	35	0,1	-0,04	41	77,0			
7,03	52	10,0	7,10	41	1,0	0,60	44	2,0	-0,04	52	66,0	0,12	53	18,0	0,00	53	52,0	-0,04	54	29,0	0,13	48	11,0	-0,05	50	82,0			
10,93	66	2,0	7,12	55	1,0	0,09	45	39,0	0,10	65	24,0	0,10	67	22,0	0,09	61	23,0	-0,03	59	35,0	-0,08	55	79,0	-0,02	61	67,0			
10,82	52	2,0	-0,64	39	61,0	0,86	40	0,5	0,21	53	5,0	0,10	54	22,0	0,09	45	21,0	-0,07	49	17,0	-0,34	48	99,0	-0,06	49	87,0			
13,82	53	0,5	7,22	44	1,0	0,33	38	13,0	0,30	55	1,0	0,22	57	4,0	0,04	48	39,0	-0,05	45	24,0	-0,20	41	98,0	-0,02	52	66,0			
3,49	59	27,0	5,52	44	3,0	-0,08	27	62,0	0,11	57	20,0	0,00	59	51,0	0,00	57	51,0	-0,07	59	19,0	-0,06	51	72,0	-0,02	55	64,0			
11,76		1,0	-0,55		59,0	0,18		27,0	0,34		0,5	0,09		25,0	0,17		7,0	-0,01		44,0	-0,11		85,0	-0,01		60,0			
11,50	39	2,0	4,09	27	8,0	0,20	23	25,0	-0,06	37	69,0	0,12	39	16,0	-0,04	38	67,0	0,07	39	80,0	0,28	32	0,5	-0,01	33	59,0			
8,79	51	5,0	-0,66	39	61,0	0,03	31	47,0	0,14	50	15,0	0,29	52	1,0	0,14	47	10,0	0,04	52	68,0	-0,01	46	56,0	-0,02	47	63,0			
4,40	61	21,0	0,96	47	38,0	0,70	45	1,0	0,20	60	7,0	0,11	61	20,0	0,17	59	6,0	0,03	61	62,0	-0,01	56	56,0	-0,03	58	71,0			
10,01	62	3,0	1,32	50	34,0	0,27	36	18,0	0,18	62	9,0	0,04	63	40,0	0,11	58	16,0	-0,02	59	41,0	-0,29	54	99,0	-0,03	58	72,0			
2,96	68	30,0	1,21	61	35,0	0,74	58	0,5	0,29	69	1,0	-0,08	71	76,0	-0,07	60	76,0	-0,07	62	19,0	-0,38	61	99,0	0,01	67	43,0			

HEREFORD TOUROS PAIS LÍDERES ORDENANDOS PELO IQG PAMPAPLUS - TOP 30%

Reg	Nome	Nasc.	Livro	Rebanhos	Filhos Desmama	Filhos Sobreano	IQG	%	Peso ao Nascer			Peso à Desmama Materno			Peso à Desmama Direto			Total Materno	
									DEP	AC	%	DEPm	AC	%	DEPd	AC	%	DEP	%
245110	TAMANCA ALABAMA I002 L055	2014	PO	2	64	59	1,0	15,0	3,63	52	99,0	-2,71	26	90,0	14,18	58	0,1	4,38	4,0
IA-500	LA PIEDRA EDITOR LORD TE	2000	PO	3	25	11	1,0	16,0	0,82	40	95,0	-5,63	24	99,0	12,18	43	0,1	0,46	43,0
IA-657	HORMIGA FULECO 7	2015	PO	6	99	49	1,0	15,0	-0,14	61	37,0	-0,04	11	51,0	0,79	59	43,0	0,36	45,0
248651	DOM VITOR CARBONERO I15 CUBO	2016	PO	11	140	65	1,0	15,0	0,97	63	98,0	1,84	21	19,0	4,15	65	12,0	3,92	5,0
IA-485	SOUTH BUKALONG SHANNON 4	2004	PO	6	75	35	1,0	16,0	0,60	52	89,0	-0,77	28	64,0	3,41	59	17,0	0,94	36,0
228737	ALVORADA EP01	2005	PO	2	44	30	1,0	15,0	-1,05	47	1,0	2,08	38	16,0	3,16	52	19,0	3,66	7,0
167590	IRAPUA 7155	2008	PC	2	61	43	1,0	17,0	0,14	59	60,0	-0,90	30	67,0	4,92	61	8,0	1,56	27,0
212775	SÃO FERNANDO SF RIVAL 7045	1996	PO	2	36	27	0,9	17,0	0,59	35	89,0	2,94	24	8,0	0,47	42	46,0	3,17	10,0
243238	BELVISTA 2488	2015	PC	3	87	26	0,9	18,0	0,01	44	49,0	-2,75	28	91,0	5,41	52	6,0	-0,05	52,0
IA-505	SHF RIB EYE M326 R117	2005	PO	7	68	47	0,9	18,0	-0,27	47	28,0	3,23	20	6,0	2,11	59	28,0	4,29	4,0
244060	SÃO FERNANDO CEIBAL 8469	2014	PO	7	34	19	0,8	22,0	-0,24	47	29,0	0,13	17	47,0	5,80	49	5,0	3,03	11,0
152293	ALVORADA E283	2005	PC	2	65	45	0,8	20,0	-0,36	52	21,0	0,75	40	36,0	3,73	55	14,0	2,61	14,0
IA-564	STAR KCL BREAKOUT 3T ET	2007	PO	3	282	120	0,8	22,0	0,81	77	95,0	2,31	56	13,0	-0,23	79	55,0	2,20	19,0
167683	IRAPUA 7145	2008	PC	2	36	13	0,8	20,0	0,73	53	93,0	3,45	27	5,0	1,25	54	37,0	4,08	5,0
173123	IRAPUA 9055	2009	PC	2	21	14	0,7	23,0	-0,07	41	43,0	3,84	26	3,0	1,75	44	32,0	4,71	3,0
173285	RECVLUTA L264	2009	PC	2	27	19	0,7	25,0	0,39	41	79,0	-1,45	20	75,0	4,34	51	11,0	0,72	39,0
IA-587	TH 122 71I VICTOR 719T	2007	PO	8	168	98	0,7	25,0	-1,13	62	1,0	-3,57	41	96,0	5,68	68	5,0	-0,73	63,0
214561	CB BOLSO KEYNOTE 829	1996	PO	3	98	33	0,6	28,0	-1,60	62	0,1	7,06	52	0,1	-7,38	63	99,0	3,37	8,0
IA-467	ANHINGA VIC S84 -K16	1999	PO	2	40	16	0,6	28,0	-0,67	51	8,0	3,16	30	6,0	1,09	53	39,0	3,71	6,0
242879	TAMANCA J028	2013	PO	2	24	21	0,5	30,0	0,46	43	82,0	-3,48	28	95,0	4,12	47	12,0	-1,42	73,0

Peso ao Sobreano			Ganho Pós-Desmama			Perímetro Escrotal ao Sobreano			Musculatura			Estatura			Estrutura Corporal			Umbigo / Prepúcio			Pigmentação Ocular			Racial					
DEP	AC	%	DEP	AC	%	DEP	AC	%	DEP	AC	%	DEP	AC	%	DEP	AC	%	DEP	AC	%	DEP	AC	%	DEP	AC	%	DEP	AC	%
13,30	59	1,0	-0,95	50	65,0	0,49	46	4,0	0,10	59	23,0	0,41	61	0,1	-0,04	14	66,0	-0,05	11	27,0	-0,38	36	99,0	0,03	54	32,0			
17,21	41	0,1	5,01	29	4,0	0,27	29	18,0	-0,09	40	79,0	0,16	42	11,0	0,05	41	34,0	0,01	42	53,0	-0,12	36	87,0	0,00	37	53,0			
6,72	55	11,0	6,02	41	2,0	-0,28	30	85,0	0,30	53	1,0	0,02	55	44,0	0,15	54	9,0	-0,04	48	29,0	0,18	45	4,0	0,01	51	42,0			
4,10	61	23,0	-0,28	47	56,0	0,10	36	38,0	0,24	60	3,0	-0,05	62	67,0	0,14	54	10,0	-0,01	48	42,0	0,04	53	34,0	0,03	58	29,0			
10,94	56	2,0	8,57	42	0,5	-0,09	29	64,0	-0,08	54	74,0	0,14	56	14,0	0,02	48	44,0	0,00	48	46,0	-0,02	40	57,0	-0,05	51	82,0			
3,66	50	26,0	1,10	37	36,0	0,52	27	4,0	0,06	49	34,0	0,08	51	27,0	-0,03	42	62,0	-0,08	47	14,0	0,09	46	20,0	-0,18	47	99,0			
5,57	60	15,0	0,87	48	40,0	0,62	42	2,0	0,16	59	12,0	-0,05	61	66,0	0,06	56	32,0	-0,10	50	10,0	0,20	54	3,0	0,00	55	49,0			
2,29	42	35,0	2,21	33	23,0	0,31	26	15,0	0,08	42	28,0	0,05	43	35,0	0,13	43	14,0	-0,01	44	44,0	0,19	36	3,0	-0,01	38	58,0			
9,23	49	4,0	4,81	36	5,0	0,39	30	9,0	0,15	48	13,0	0,17	50	9,0	0,17	49	6,0	0,05	49	73,0	0,13	44	12,0	-0,03	45	73,0			
2,85	58	31,0	1,04	46	37,0	0,60	37	2,0	-0,13	57	86,0	0,05	59	35,0	0,04	57	36,0	-0,03	46	32,0	0,13	38	11,0	0,03	53	30,0			
7,12	47	9,0	0,82	34	40,0	0,17	22	29,0	0,02	46	46,0	0,12	47	17,0	0,09	46	22,0	-0,02	48	36,0	-0,44	41	99,0	-0,01	42	56,0			
5,83	54	14,0	3,15	44	14,0	0,24	38	21,0	0,05	54	37,0	0,20	55	6,0	-0,11		86,0	0,05		74,0	0,11		15,0	0,04	50	25,0			
4,67	74	20,0	4,00	62	8,0	-0,16	54	73,0	0,05	72	36,0	-0,05	74	66,0	-0,05	70	71,0	-0,03	72	36,0	-0,08	69	78,0	0,01	72	42,0			
2,53	49	33,0	1,25	34	34,0	-0,12	18	68,0	0,14	47	15,0	0,09	48	25,0	0,03	47	40,0	0,03	31	62,0	-0,21	44	98,0	0,06	45	14,0			
-0,16	44	54,0	0,07	35	51,0	0,28	28	18,0	-0,07	44	72,0	-0,02	46	56,0	0,06	31	30,0	0,07	32	79,0	0,33	23	0,1	-0,06	39	88,0			
6,76	50	11,0	2,67	39	18,0	-0,10	38	65,0	0,16	50	12,0	0,04	52	39,0	0,15	50	10,0	-0,02	52	40,0	-0,04	44	64,0	-0,01	44	62,0			
6,11	66	13,0	1,85	54	27,0	0,74	37	0,5	0,09	65	25,0	0,05	66	35,0	0,02	63	45,0	-0,03	63	35,0	0,09	59	21,0	-0,01	62	59,0			
-3,88	59	79,0	5,58	46	3,0	-0,13	48	69,0	-0,12	59	83,0	0,00	60	51,0	-0,07	59	75,0	-0,10	60	11,0	-0,37	56	99,0	-0,01	57	55,0			
-0,48	49	56,0	0,80	34	40,0	-0,13	35	69,0	0,08	46	28,0	0,04	47	37,0	0,07	47	26,0	-0,07	48	16,0	-0,25	43	99,0	0,01	45	46,0			
8,64	48	5,0	5,33	41	3,0	0,43	38	7,0	-0,10	50	81,0	0,07	52	30,0	0,05	13	35,0	-0,04	8	27,0	-0,19	15	97,0	0,03	44	32,0			

HEREFORD TOUROS PAIS LÍDERES ORDENANDOS PELO PESO AO NASCER - TOP 30%

Reg	Nome	Nasc.	Livro	Rebanhos	Filhos Desmama	Filhos Sobreano	IQG	%	Peso ao Nascer			Peso à Desmama Materno			Peso à Desmama Direto			Total Materno	
									DEP	AC	%	DEPm	AC	%	DEPd	AC	%	DEP	%
IA-555	CRR ABOUT TIME 743	2007	PO	9	128	91	0,4	35,0	-1,92	66	0,1	4,64	53	1,0	-0,09	70	53,0	4,59	3,0
214561	CB BOLSO KEYNOTE 829	1996	PO	3	98	33	0,6	28,0	-1,60	62	0,1	7,06	52	0,1	-7,38	63	99,0	3,37	8,0
4530	SANTA MARIA 1694919S SUPREMO	2004	PA	2	214	115	0,1	46,0	-1,30	70	0,5	4,58	50	1,0	-3,32	72	85,0	2,93	12,0
2402	GUATAMBU TI057 (HH) TOTAL	1997	PA	3	62	27	-0,2	59,0	-1,17	67	1,0	1,59	49	22,0	2,37	60	26,0	2,78	13,0
IA-587	TH 122 7II VICTOR 719T	2007	PO	8	168	98	0,7	25,0	-1,13	62	1,0	-3,57	41	96,0	5,68	68	5,0	-0,73	63,0
23738PY	TLC	2015	PY	2	56	0	-1,4	92,0	-1,08	62	1,0	-2,34	19	87,0	-3,81	49	88,0	-4,25	96,0
IA-582	GUAICOS X1040 TE	2010	PO	10	210	175	0,3	38,0	-0,89	64	3,0	1,09	42	30,0	2,19	72	27,0	2,18	19,0
4563	SANTA MARIA 360087	2005	PA	2	94	57	1,3	10,0	-0,76	60	5,0	4,05	38	3,0	-0,38	63	56,0	3,86	6,0
225437	MAUÁ BASIC DO PONTAL 1719	2004	PO	2	135	103	2,4	1,0	-0,55	67	12,0	6,60	40	0,1	3,72	68	14,0	8,46	0,1
225477	MAUÁ BIENVENIDO DO PONTAL 1809	2004	PO	4	88	62	0,4	33,0	-0,50	61	14,0	1,29	56	27,0	-2,01	64	74,0	0,28	46,0
162879	IRAPUA 7662	2007	PC	2	92	44	0,2	42,0	-0,42	62	18,0	3,88	32	3,0	-1,85	64	73,0	2,95	11,0

Peso ao Sobreano			Ganho Pós-Desmama			Perímetro Escrotal ao Sobreano			Musculatura			Estatura			Estrutura Corporal			Umbigo / Prepúcio			Pigmentação Ocular			Racial					
DEP	AC	%	DEP	AC	%	DEP	AC	%	DEP	AC	%	DEP	AC	%	DEP	AC	%	DEP	AC	%	DEP	AC	%	DEP	AC	%	DEP	AC	%
0,26	69	50,0	-0,29	59	56,0	-0,24	54	81,0	-0,01	68	55,0	0,14	70	13,0	-0,01	64	55,0	-0,04	67	30,0	0,14	63	9,0	-0,07	65	92,0			
-3,88	59	79,0	5,58	46	3,0	-0,13	48	69,0	-0,12	59	83,0	0,00	60	51,0	-0,07	59	75,0	-0,10	60	11,0	-0,37	56	99,0	-0,01	57	55,0			
-4,89	69	84,0	-1,36	57	70,0	-0,03	34	56,0	0,03	67	44,0	-0,01	69	55,0	0,03	67	40,0	-0,03	69	36,0	-0,01	63	53,0	-0,02	66	63,0			
0,43	58	49,0	-4,12	45	94,0	-0,66	42	99,0	0,05	55	36,0	-0,05	57	66,0	0,06		32,0	-0,04		31,0	-0,09		81,0	0,03	50	31,0			
6,11	66	13,0	1,85	54	27,0	0,74	37	0,5	0,09	65	25,0	0,05	66	35,0	0,02	63	45,0	-0,03	63	35,0	0,09	59	21,0	-0,01	62	59,0			
-4,66		83,0	-0,46		58,0	-0,24		81,0	-0,08		75,0	-0,18		93,0	-0,07		75,0	-0,01		41,0	-0,19		96,0	-0,07		92,0			
-0,25	73	54,0	-3,90	65	92,0	0,29	59	16,0	0,22	72	5,0	0,08	74	27,0	0,02	59	44,0	-0,02	54	39,0	-0,16	60	94,0	-0,01	69	61,0			
3,49	59	27,0	5,52	44	3,0	-0,08	27	62,0	0,11	57	20,0	0,00	59	51,0	0,00	57	51,0	-0,07	59	19,0	-0,06	51	72,0	-0,02	55	64,0			
8,82	67	5,0	5,96	56	2,0	0,05	48	45,0	0,19	66	8,0	0,08	68	26,0	0,11	63	16,0	0,02	63	58,0	-0,41	62	99,0	0,02	63	33,0			
-0,49	64	56,0	2,63	57	19,0	0,82	50	0,5	-0,01	66	54,0	0,11	67	20,0	0,02	49	43,0	-0,07	47	17,0	-0,01	50	55,0	0,06	63	13,0			
-3,55	59	77,0	-0,97	45	65,0	0,39	44	9,0	0,01	58	51,0	-0,16	59	90,0	-0,08	54	78,0	-0,09	49	11,0	0,25	54	1,0	-0,01	55	57,0			

HEREFORD TOUROS PAIS LÍDERES ORDENANDOS PELO PESO À DESMAMA DIRETO - TOP 30%

Reg	Nome	Nasc.	Livro	Rebanhos	Filhos Desmama	Filhos Sobreano	IQG	%	Peso ao Nascer			Peso à Desmama Materno			Peso à Desmama Direto			Total Materno	
									DEP	AC	%	DEPm	AC	%	DEPd	AC	%	DEP	%
170551	RECOLUTA L231 PATRIOTA	2009	PC	13	369	227	2,8	0,5	1,07	68	99,0	1,94	61	18,0	11,83	77	0,1	7,86	0,1
182903	BELVISTA 1876	2012	PC	2	86	49	1,1	13,0	1,77	55	99,0	-2,58	43	89,0	9,14	64	0,5	1,99	21,0
233362	MAUÁ RELEASE DO PONTAL 2973	2008	PO	10	160	68	2,2	1,0	0,74	61	94,0	-2,12	32	84,0	8,84	67	0,5	2,29	18,0
IA-568	HORMIGA CAUDILLO 7	2008	PO	2	170	153	1,6	6,0	1,78	65	99,0	-5,67	56	99,0	8,72	69	1,0	-1,31	72,0
IA-619	ANCARES KAMIKAZE 1	2011	PO	6	71	79	0,3	37,0	1,33	55	99,0	-5,05	28	99,0	7,79	60	1,0	-1,15	69,0
IA-565	MCCOY 55M ABSOLUTE 49S	2006	PO	5	71	44	0,3	38,0	-0,82	55	4,0	2,75	39	9,0	6,31	60	3,0	5,90	1,0
IA-587	TH 122 7II VICTOR 719T	2007	PO	8	168	98	0,7	25,0	-1,13	62	1,0	-3,57	41	96,0	5,68	68	5,0	-0,73	63,0
167590	IRAPUA 7155	2008	PC	2	61	43	1,0	17,0	0,14	59	60,0	-0,90	30	67,0	4,92	61	8,0	1,56	27,0
248651	DOM VITOR CARBONERO 115 CUBO	2016	PO	11	140	65	1,0	15,0	0,97	63	98,0	1,84	21	19,0	4,15	65	12,0	3,92	5,0
240327	MAUÁ LORD DO PONTAL 4077	2012	PO	10	147	107	1,4	8,0	-0,13	59	38,0	0,04	24	49,0	4,13	67	12,0	2,10	20,0
126165	RECREIO N440 (NOBRE)	1998	PC	7	58	32	0,2	44,0	0,08	58	55,0	-2,95	62	92,0	3,91	63	13,0	-1,00	67,0
225437	MAUÁ BASIC DO PONTAL 1719	2004	PO	2	135	103	2,4	1,0	-0,55	67	12,0	6,60	40	0,1	3,72	68	14,0	8,46	0,1
236983	DO BOLSO M059 ÚNICO	2013	PC	6	188	67	0,4	35,0	0,06	60	54,0	-4,66	37	99,0	3,20	69	18,0	-3,06	90,0
IA-597	HORMIGA LAPACHO 7 RPI40 CAUDILLO	2005	PO	10	224	141	0,1	44,0	0,46	67	82,0	-2,73	52	90,0	3,16	73	19,0	-1,15	69,0
IA-442	FORC 29 F BOOMER 18L	2002	PO	17	654	479	1,7	5,0	0,10	82	57,0	6,40	77	0,5	2,85	84	21,0	7,83	0,1
IA-487	REMITALL SUPER DUTY 42S	2006	PO	10	132	89	-1,2	89,0	1,32	61	99,0	-3,19	46	94,0	2,75	70	22,0	-1,82	78,0
167016	RECOLUTA K170	2008	PC	4	600	568	3,5	0,1	0,49	73	84,0	11,41	64	0,1	2,67	76	23,0	12,75	0,1
IA-445	ALABAMA 8350	1998	PO	4	99	83	1,1	14,0	0,53	67	86,0	0,39	59	42,0	2,59	68	23,0	1,69	25,0
141365	GUATAMBU AI573 - TAPERA	2001	PC	8	90	29	-0,5	68,0	-0,39	51	20,0	-0,67	59	62,0	2,51	60	24,0	0,58	42,0
2402	GUATAMBU T1057 (HH) TOTAL	1997	PA	3	62	27	-0,2	59,0	-1,17	67	1,0	1,59	49	22,0	2,37	60	26,0	2,78	13,0
IA-501	CC CX UNITED 52S ET	2006	PO	7	142	117	-0,8	79,0	0,91	56	97,0	-6,81	39	99,0	2,32	71	26,0	-5,65	99,0
IA-582	GUAICOS X1040 TE	2010	PO	10	210	175	0,3	38,0	-0,89	64	3,0	1,09	42	30,0	2,19	72	27,0	2,18	19,0
IA-508	WLB GLOBAL 72M-50S	2006	PO	9	77	46	1,2	11,0	0,23	60	67,0	2,26	44	14,0	1,96	63	30,0	3,24	9,0

Peso ao Sobreano			Ganho Pós-Desmama			Perímetro Escrotal ao Sobreano			Musculatura			Estatura			Estrutura Corporal			Umbigo / Prepúcio			Pigmentação Ocular			Racial					
DEP	AC	%	DEP	AC	%	DEP	AC	%	DEP	AC	%	DEP	AC	%	DEP	AC	%	DEP	AC	%	DEP	AC	%	DEP	AC	%	DEP	AC	%
20,68	75	0,1	8,48	66	0,5	0,69	62	1,0	-0,02	75	58,0	0,30	76	1,0	0,09	69	21,0	-0,04	70	29,0	0,43	67	0,1	0,00	73	50,0			
10,01	62	3,0	1,32	50	34,0	0,27	36	18,0	0,18	62	9,0	0,04	63	40,0	0,11	58	16,0	-0,02	59	41,0	-0,29	54	99,0	-0,03	58	72,0			
17,05	64	0,1	10,11	51	0,1	0,44	44	7,0	0,28	62	2,0	0,22	64	4,0	0,20	60	4,0	-0,06	57	20,0	-0,30	55	99,0	-0,01	60	59,0			
19,47	71	0,1	10,91	64	0,1	0,61	58	2,0	0,13	71	16,0	0,33	73	0,5	-0,04		66,0	-0,03		36,0	0,08		23,0	0,02	67	33,0			
9,83	61	3,0	1,89	51	26,0	0,37	44	11,0	0,01	60	49,0	0,17	62	8,0	0,13	46	12,0	0,08	46	85,0	0,86	44	0,1	-0,07	56	91,0			
3,22	60	29,0	-5,08	48	97,0	0,23	41	22,0	-0,26	59	98,0	0,08	61	26,0	-0,12	29	88,0	-0,03	27	34,0	0,12	29	12,0	0,02	55	36,0			
6,11	66	13,0	1,85	54	27,0	0,74	37	0,5	0,09	65	25,0	0,05	66	35,0	0,02	63	45,0	-0,03	63	35,0	0,09	59	21,0	-0,01	62	59,0			
5,57	60	15,0	0,87	48	40,0	0,62	42	2,0	0,16	59	12,0	-0,05	61	66,0	0,06	56	32,0	-0,10	50	10,0	0,20	54	3,0	0,00	55	49,0			
4,10	61	23,0	-0,28	47	56,0	0,10	36	38,0	0,24	60	3,0	-0,05	62	67,0	0,14	54	10,0	-0,01	48	42,0	0,04	53	34,0	0,03	58	29,0			
10,93	66	2,0	7,12	55	1,0	0,09	45	39,0	0,10	65	24,0	0,10	67	22,0	0,09	61	23,0	-0,03	59	35,0	-0,08	55	79,0	-0,02	61	67,0			
6,34	64	12,0	3,24	59	13,0	-0,36	53	91,0	0,07	68	32,0	0,07	69	30,0	-0,01	65	54,0	-0,07	69	18,0	0,13	64	10,0	-0,03	65	74,0			
8,82	67	5,0	5,96	56	2,0	0,05	48	45,0	0,19	66	8,0	0,08	68	26,0	0,11	63	16,0	0,02	63	58,0	-0,41	62	99,0	0,02	63	33,0			
8,44	63	6,0	6,18	48	2,0	0,04	44	46,0	0,04	61	41,0	-0,01	63	53,0	0,04	61	37,0	-0,07	63	18,0	-0,23	59	99,0	0,00	60	50,0			
4,91	71	19,0	1,53	61	31,0	0,23	55	22,0	0,04	70	41,0	0,09	71	24,0	0,00	63	52,0	0,00	65	49,0	0,02	61	43,0	-0,04	68	81,0			
4,86	84	19,0	1,90	78	26,0	-0,25	75	82,0	0,28	84	2,0	0,13	85	16,0	0,11	80	16,0	-0,05	81	25,0	-0,17	78	95,0	0,03	82	29,0			
-4,00	69	80,0	-8,25	58	99,0	-0,48	55	96,0	0,21	68	5,0	-0,08	70	74,0	0,18	67	6,0	-0,08	69	14,0	0,05	64	30,0	0,03	65	27,0			
8,35	76	6,0	5,88	70	2,0	0,15	67	32,0	0,49	76	0,1	0,06	77	32,0	0,27	44	1,0	-0,01	41	44,0	0,09	47	20,0	-0,01	73	62,0			
2,96	68	30,0	1,21	61	35,0	0,74	58	0,5	0,29	69	1,0	-0,08	71	76,0	-0,07	60	76,0	-0,07	62	19,0	-0,38	61	99,0	0,01	67	43,0			
-0,87	60	59,0	-3,87	53	92,0	0,00	46	52,0	-0,12	64	84,0	-0,01	66	54,0	-0,05	61	70,0	-0,05	62	26,0	0,06	57	29,0	-0,03	63	76,0			
0,43	58	49,0	-4,12	45	94,0	-0,66	42	99,0	0,05	55	36,0	-0,05	57	66,0	0,06		32,0	-0,04		31,0	-0,09		81,0	0,03	50	31,0			
2,61	70	33,0	0,02	60	52,0	0,16	52	31,0	0,04	69	41,0	-0,07	71	72,0	0,08	69	26,0	0,01	70	52,0	-0,05	65	68,0	0,00	66	52,0			
-0,25	73	54,0	-3,90	65	92,0	0,29	59	16,0	0,22	72	5,0	0,08	74	27,0	0,02	59	44,0	-0,02	54	39,0	-0,16	60	94,0	-0,01	69	61,0			
4,40	61	21,0	0,96	47	38,0	0,70	45	1,0	0,20	60	7,0	0,11	61	20,0	0,17	59	6,0	0,03	61	62,0	-0,01	56	56,0	-0,03	58	71,0			

HEREFORD TOUROS PAIS LÍDERES ORDENADOS PELO TOTAL MATERNO - TOP 30%

Reg	Nome	Nasc.	Livro	Rebanhos	Filhos Desmama	Filhos Sobreano	IQG	%	Peso ao Nascer			Peso à Desmama Materno			Peso à Desmama Direto			Total Materno	
									DEP	AC	%	DEPm	AC	%	DEPd	AC	%	DEP	%
167016	RECOLUTA K170	2008	PC	4	600	568	3,5	0,1	0,49	73	84,0	11,41	64	0,1	2,67	76	23,0	12,75	0,1
235492	SÃO MARCOS KEYNOTE 4218	2009	PO	3	24	16	2,3	1,0	0,05	41	53,0	7,40	24	0,1	3,75	43	14,0	9,28	0,1
225437	MAUÁ BASIC DO PONTAL 1719	2004	PO	2	135	103	2,4	1,0	-0,55	67	12,0	6,60	40	0,1	3,72	68	14,0	8,46	0,1
170551	RECOLUTA L231 PATRIOTA	2009	PC	13	369	227	2,8	0,5	1,07	68	99,0	1,94	61	18,0	11,83	77	0,1	7,86	0,1
IA-442	FORC 29 F BOOMER 18L	2002	PO	17	654	479	1,7	5,0	0,10	82	57,0	6,40	77	0,5	2,85	84	21,0	7,83	0,1
244981	TAMANCA M166	2015	PC	2	73	67	3,1	0,1	0,68	56	92,0	6,51	26	0,1	1,22	60	38,0	7,12	0,5
259452	SJ R082	2018	PC	3	75	47	3,9	0,1	-0,81	53	4,0	3,94	17	3,0	6,34	50	3,0	7,11	0,5
IA-547	STAR BRIGHT FUTURE 533P ET	2004	PO	4	46	37	1,2	11,0	2,10	41	99,0	2,24	29	14,0	9,08	53	0,5	6,78	0,5
IA-563	HORMIGA CAUDILLO 27	2009	PO	5	30	17	1,9	3,0	0,45	52	82,0	4,95	28	1,0	2,56	51	24,0	6,23	1,0
IA-565	MCCOY 55M ABSOLUTE 49S	2006	PO	5	71	44	0,3	38,0	-0,82	55	4,0	2,75	39	9,0	6,31	60	3,0	5,90	1,0
253296	DOM VITOR XEROX 643	2017	PC	2	21	10	2,6	0,5	1,32	46	99,0	1,28	18	27,0	8,88	45	0,5	5,72	1,0
223553	SÃO FERNANDO VICTOR 7507	2003	PO	2	49	27	0,4	34,0	0,15	36	61,0	3,10	37	7,0	4,43	44	10,0	5,32	1,0
253300	DOM VITOR XEROX 653	2017	PC	3	44	35	2,1	2,0	3,20	49	99,0	0,25	18	45,0	9,39	52	0,5	4,95	2,0
173123	IRAPUA 9055	2009	PC	2	21	14	0,7	23,0	-0,07	41	43,0	3,84	26	3,0	1,75	44	32,0	4,71	3,0
IA-555	CRR ABOUT TIME 743	2007	ES	9	128	91	0,4	35,0	-1,92	66	0,1	4,64	53	1,0	-0,09	70	53,0	4,59	3,0
245110	TAMANCA ALABAMA I002 L055	2014	PO	2	64	59	1,0	15,0	3,63	52	99,0	-2,71	26	90,0	14,18	58	0,1	4,38	4,0
230108	GARUPÁ 9069 PONTERO	2007	PO	3	71	39	-0,2	58,0	-0,03	43	46,0	4,86	28	1,0	-1,10	41	65,0	4,31	4,0
IA-505	SHF RIB EYE M326 R117	2005	PO	7	68	47	0,9	18,0	-0,27	47	28,0	3,23	20	6,0	2,11	59	28,0	4,29	4,0
IA-416	JJJ VICTOR SI33 637	1996	PO	2	26	21	0,1	47,0	0,19	46	64,0	4,57	41	1,0	-0,74	48	61,0	4,20	4,0
167683	IRAPUA 7145	2008	PC	2	36	13	0,8	20,0	0,73	53	93,0	3,45	27	5,0	1,25	54	37,0	4,08	5,0
232107	SÃO FERNANDO TORDO 7885	2008	PO	2	39	25	1,8	3,0	0,70	49	92,0	2,59	34	11,0	2,76	54	22,0	3,97	5,0
248651	DOM VITOR CARBONERO 115 CUBO	2016	PO	11	140	65	1,0	15,0	0,97	63	98,0	1,84	21	19,0	4,15	65	12,0	3,92	5,0
4563	SANTA MARIA 360087	2005	PA	2	94	57	1,3	10,0	-0,76	60	5,0	4,05	38	3,0	-0,38	63	56,0	3,86	6,0
248668	RECOLUTA BALAZO T 214	2015	PC	6	93	50	2,4	1,0	-0,42	55	18,0	3,21	15	6,0	1,02	49	40,0	3,72	6,0
IA-467	ANHINGA VIC S84 -K16	1999	PO	2	40	16	0,6	28,0	-0,67	51	8,0	3,16	30	6,0	1,09	53	39,0	3,71	6,0
147586	SANTA MARIA 170453	2004	PC	3	39	24	0,4	36,0	-0,51	52	14,0	8,56	43	0,1	-9,71	56	99,0	3,70	6,0
228737	ALVORADA EP01	2005	PO	2	44	30	1,0	15,0	-1,05	47	1,0	2,08	38	16,0	3,16	52	19,0	3,66	7,0
163032	GUATAMBU G1023	2007	PC	2	38	16	-0,7	77,0	-0,80	47	4,0	7,66	37	0,1	-8,18	50	99,0	3,57	7,0
138789	DO BOLSO A50	2001	PC	2	40	22	1,5	7,0	-0,11	54	40,0	2,55	43	11,0	1,80	54	31,0	3,45	8,0
182931	BELVISTA 1986	2012	PC	2	23	14	1,5	7,0	1,08	27	99,0	1,64	23	21,0	3,58	47	15,0	3,43	8,0
IA-671	TH 529B 145Y EXPLORER 44D	2016	PO	2	39	24	4,1	0,1	-1,08	34	1,0	-0,43	10	58,0	7,64	38	1,0	3,39	8,0

Peso ao Sobreano			Ganho Pós-Desmama			Perímetro Escrotal ao Sobreano			Musculatura			Estatura			Estrutura Corporal			Umbigo / Prepúcio			Pigmentação Ocular			Racial					
DEP	AC	%	DEP	AC	%	DEP	AC	%	DEP	AC	%	DEP	AC	%	DEP	AC	%	DEP	AC	%	DEP	AC	%	DEP	AC	%	DEP	AC	%
8,35	76	6,0	5,88	70	2,0	0,15	67	32,0	0,49	76	0,1	0,06	77	32,0	0,27	44	1,0	-0,01	41	44,0	0,09	47	20,0	-0,01	73	62,0			
4,99	41	18,0	2,22	30	23,0	0,53	23	3,0	0,25	40	3,0	0,08	41	28,0	0,03	35	42,0	0,03	40	64,0	-0,06	35	73,0	0,00	36	51,0			
8,82	67	5,0	5,96	56	2,0	0,05	48	45,0	0,19	66	8,0	0,08	68	26,0	0,11	63	16,0	0,02	63	58,0	-0,41	62	99,0	0,02	63	33,0			
20,68	75	0,1	8,48	66	0,5	0,69	62	1,0	-0,02	75	58,0	0,30	76	1,0	0,09	69	21,0	-0,04	70	29,0	0,43	67	0,1	0,00	73	50,0			
4,86	84	19,0	1,90	78	26,0	-0,25	75	82,0	0,28	84	2,0	0,13	85	16,0	0,11	80	16,0	-0,05	81	25,0	-0,17	78	95,0	0,03	82	29,0			
9,07	61	4,0	9,22	52	0,1	0,36	49	11,0	0,60	61	0,1	-0,09	62	77,0	0,15	17	9,0	-0,01		45,0	0,12	47	13,0	-0,07	55	91,0			
23,23	50	0,1	20,39	39	0,1	0,52	36	4,0	-0,03	49	61,0	0,08	51	28,0	0,10	50	21,0	0,09	51	88,0	-0,13	43	90,0	-0,06	45	89,0			
8,79	51	5,0	-0,66	39	61,0	0,03	31	47,0	0,14	50	15,0	0,29	52	1,0	0,14	47	10,0	0,04	52	68,0	-0,01	46	56,0	-0,02	47	63,0			
7,27	49	9,0	3,77	36	10,0	0,33	28	13,0	0,11	47	22,0	-0,02	48	57,0	0,07	44	27,0	0,05	47	73,0	-0,04	42	66,0	-0,03	44	73,0			
3,22	60	29,0	-5,08	48	97,0	0,23	41	22,0	-0,26	59	98,0	0,08	61	26,0	-0,12	29	88,0	-0,03	27	34,0	0,12	29	12,0	0,02	55	36,0			
17,03	43	0,1	9,46	31	0,1	0,52	27	4,0	0,19	42	7,0	0,26	44	2,0	-0,04		65,0	0,00		49,0	-0,32	29	99,0	-0,04	38	80,0			
1,28	44	42,0	-2,96	38	86,0	0,06	31	44,0	-0,03	46	60,0	0,17	47	9,0	0,01	47	49,0	-0,08	48	14,0	0,43	42	0,1	0,02	43	37,0			
16,01	51	0,5	8,37	40	0,5	0,51	31	4,0	0,24	50	3,0	0,51	52	0,1	0,07	23	26,0	0,06	20	78,0	-0,52	36	99,0	-0,02	45	69,0			
-0,16	44	54,0	0,07	35	51,0	0,28	28	18,0	-0,07	44	72,0	-0,02	46	56,0	0,06	31	30,0	0,07	32	79,0	0,33	23	0,1	-0,06	39	88,0			
0,26	69	50,0	-0,29	59	56,0	-0,24	54	81,0	-0,01	68	55,0	0,14	70	13,0	-0,01	64	55,0	-0,04	67	30,0	0,14	63	9,0	-0,07	65	92,0			
13,30	59	1,0	-0,95	50	65,0	0,49	46	4,0	0,10	59	23,0	0,41	61	0,1	-0,04	14	66,0	-0,05	11	27,0	-0,38	36	99,0	0,03	54	32,0			
-4,57	39	83,0	-4,31	29	94,0	-0,38	23	92,0	-0,07	40	73,0	0,02	41	45,0	0,09	41	22,0	-0,01	42	42,0	-0,19	35	96,0	-0,06	36	87,0			
2,85	58	31,0	1,04	46	37,0	0,60	37	2,0	-0,13	57	86,0	0,05	59	35,0	0,04	57	36,0	-0,03	46	32,0	0,13	38	11,0	0,03	53	30,0			
-4,86	49	84,0	-2,90	42	86,0	0,09	30	39,0	-0,08	51	76,0	0,04	52	38,0	0,09	50	22,0	0,00	51	47,0	0,35	45	0,1	0,06	47	13,0			
2,53	49	33,0	1,25	34	34,0	-0,12	18	68,0	0,14	47	15,0	0,09	48	25,0	0,03	47	40,0	0,03	31	62,0	-0,21	44	98,0	0,06	45	14,0			
7,01	53	10,0	5,11	43	4,0	0,44	32	7,0	0,27	52	2,0	0,03	54	40,0	0,18	53	5,0	-0,06	54	22,0	-0,25	48	99,0	0,01	49	47,0			
4,10	61	23,0	-0,28	47	56,0	0,10	36	38,0	0,24	60	3,0	-0,05	62	67,0	0,14	54	10,0	-0,01	48	42,0	0,04	53	34,0	0,03	58	29,0			
3,49	59	27,0	5,52	44	3,0	-0,08	27	62,0	0,11	57	20,0	0,00	59	51,0	0,00	57	51,0	-0,07	59	19,0	-0,06	51	72,0	-0,02	55	64,0			
10,77	46	2,0	12,77	32	0,1	0,08	34	40,0	0,24	45	3,0	-0,03	47	61,0	0,19	46	4,0	-0,03	48	34,0	-0,23	41	99,0	0,02	42	34,0			
-0,48	49	56,0	0,80	34	40,0	-0,13	35	69,0	0,08	46	28,0	0,04	47	37,0	0,07	47	26,0	-0,07	48	16,0	-0,25	43	99,0	0,01	45	46,0			
-7,12	55	92,0	4,55	45	6,0	-0,04	36	57,0	-0,05	55	67,0	-0,15	56	90,0	-0,17	45	94,0	-0,03	35	33,0	-0,30		99,0	0,02	49	33,0			
3,66	50	26,0	1,10	37	36,0	0,52	27	4,0	0,06	49	34,0	0,08	51	27,0	-0,03	42	62,0	-0,08	47	14,0	0,09	46	20,0	-0,18	47	99,0			
-12,57	47	99,0	-5,66	34	98,0	-0,22	28	79,0	-0,02	47	59,0	-0,11	49	82,0	-0,07	31	76,0	-0,04	23	30,0	0,02	21	41,0	-0,02	44	67,0			
7,03	52	10,0	7,10	41	1,0	0,60	44	2,0	-0,04	52	66,0	0,12	53	18,0	0,00	53	52,0	-0,04	54	29,0	0,13	48	11,0	-0,05	50	82,0			
8,46	46	6,0	6,01	35	2,0	0,06	23	44,0	0,14	46	15,0	0,10	48	23,0	0,02	46	45,0	-0,03	41	34,0	0,34	35	0,1	-0,04	41	77,0			
8,35	76	6,0	5,88	70	2,0	0,15	67	32,0	0,49	76	0,1	0,06	77	32,0	0,27	44	1,0	-0,01	41	44,0	0,09	47	20,0	-0,01	73	62,0			

HEREFORD TOUROS PAIS LÍDERES ORDENADOS PELO TOTAL MATERNO - TOP 30%

Reg	Nome	Nasc.	Livro	Rebanhos	Filhos Desmama	Filhos Sobreano	IQG	%	Peso ao Nascer			Peso à Desmama Materno			Peso à Desmama Direto			Total Materno	
									DEP	AC	%	DEPm	AC	%	DEPd	AC	%	DEP	%
214561	CB BOLSO KEYNOTE 829	1996	PO	3	98	33	0,6	28,0	-1,60	62	0,1	7,06	52	0,1	-7,38	63	99,0	3,37	8,0
IA-583	MSU XEROX 20X	2010	PO	5	38	35	1,7	5,0	1,13	40	99,0	-1,60	22	78,0	9,70	44	0,5	3,25	9,0
IA-508	WLB GLOBAL 72M-50S	2006	PO	9	77	46	1,2	11,0	0,23	60	67,0	2,26	44	14,0	1,96	63	30,0	3,24	9,0
IA-618	TRIARA WIDE LOAD 391W	2009	PO	4	24	18	1,2	12,0	0,33	26	75,0	-0,51	18	59,0	7,38	41	2,0	3,19	10,0
212775	SÃO FERNANDO SF RIVAL 7045	1996	PO	2	36	27	0,9	17,0	0,59	35	89,0	2,94	24	8,0	0,47	42	46,0	3,17	10,0
IA-602	TRANQUERAS X4397 FD FINANCIERO RETRUCO	2009	PO	4	51	36	0,1	45,0	0,74	38	94,0	3,09	28	7,0	0,13	54	50,0	3,16	10,0
IA-624	PALENQUERO DOMINANTE 202 HALCON	2008	PO	5	105	68	0,4	35,0	-0,32	55	24,0	3,44	18	5,0	-0,57	59	59,0	3,16	10,0
244060	SÃO FERNANDO CEIBAL 8469	2014	PO	7	34	19	0,8	22,0	-0,24	47	29,0	0,13	17	47,0	5,80	49	5,0	3,03	11,0
233137	SÃO FERNANDO CONDOR 7917	2008	PO	2	185	127	0,1	47,0	0,09	66	57,0	3,06	53	7,0	-0,11	70	53,0	3,00	11,0
166669	IRAPUA 7120	2008	PC	2	43	26	1,4	8,0	-0,02	55	47,0	-2,71	26	90,0	11,35	55	0,1	2,97	11,0
162879	IRAPUA 7662	2007	PC	2	92	44	0,2	42,0	-0,42	62	18,0	3,88	32	3,0	-1,85	64	73,0	2,95	11,0
4530	SANTA MARIA 1694919S SUPREMO	2004	PA	2	214	115	0,1	46,0	-1,30	70	0,5	4,58	50	1,0	-3,32	72	85,0	2,93	12,0
251924	ANJO DA GUARDA 5534	2017	PO	2	40	0	1,3	10,0	-0,78	46	5,0	-3,09	7	93,0	11,95	48	0,1	2,88	12,0
2402	GUATAMBU TI057 (HH) TOTAL	1997	PA	3	62	27	-0,2	59,0	-1,17	67	1,0	1,59	49	22,0	2,37	60	26,0	2,78	13,0
152293	ALVORADA E283	2005	PC	2	65	45	0,8	20,0	-0,36	52	21,0	0,75	40	36,0	3,73	55	14,0	2,61	14,0
IA-480	ELM-LODGE NEXT BIG THING 3N	2003	PO	5	24	12	-0,3	61,0	-0,73	36	6,0	5,79	26	0,5	-6,54	44	98,0	2,52	15,0
233362	MAUÁ RELEASE DO PONTAL 2973	2008	PO	10	160	68	2,2	1,0	0,74	61	94,0	-2,12	32	84,0	8,84	67	0,5	2,29	18,0
IA-474	WIRRUNA WALDECK	2001	PO	2	20	5	0,4	36,0	-0,20	22	33,0	3,50	21	5,0	-2,54	34	79,0	2,23	18,0
IA-564	STAR KCL BREAKOUT 3T ET	2007	PO	3	282	120	0,8	22,0	0,81	77	95,0	2,31	56	13,0	-0,23	79	55,0	2,20	19,0
IA-582	GUAICOS X1040 TE	2010	PO	10	210	175	0,3	38,0	-0,89	64	3,0	1,09	42	30,0	2,19	72	27,0	2,18	19,0
240327	MAUÁ LORD DO PONTAL 4077	2012	PO	10	147	107	1,4	8,0	-0,13	59	38,0	0,04	24	49,0	4,13	67	12,0	2,10	20,0
IA-457	BAR JM ROCKY 120L	2001	PO	2	29	15	0,1	46,0	-0,02	50	47,0	4,28	48	2,0	-4,43	54	91,0	2,06	20,0
182903	BELVISTA 1876	2012	PC	2	86	49	1,1	13,0	1,77	55	99,0	-2,58	43	89,0	9,14	64	0,5	1,99	21,0
IA-464	GUAICOS X8336 TE	2000	PO	4	34	13	-0,1	53,0	-0,07	42	43,0	-1,36	40	74,0	6,57	41	3,0	1,93	22,0
IA-455	CN OLD CHAPEL CONDOR I- 981	2001	PO	4	55	4	0,2	41,0	0,76	53	94,0	3,60	47	4,0	-3,61	56	87,0	1,79	24,0
IA-473	LAGRAND RELOAD 80P ET	2004	PO	7	70	58	-1,9	97,0	0,69	60	92,0	3,34	40	5,0	-3,14	63	84,0	1,78	24,0
231550	TOPASS DETENTO 35	2008	PO	10	22	16	0,4	36,0	1,01	35	98,0	-0,06	20	51,0	3,56	38	16,0	1,72	24,0
IA-445	ALABAMA 8350	1998	PO	4	99	83	1,1	14,0	0,53	67	86,0	0,39	59	42,0	2,59	68	23,0	1,69	25,0
IA-670	TH FRONTIER 174E	2017	PO	8	37	19	2,4	1,0	-0,86	58	3,0	-0,79	10	65,0	4,91	45	8,0	1,67	25,0
167590	IRAPUA 7155	2008	PC	2	61	43	1,0	17,0	0,14	59	60,0	-0,90	30	67,0	4,92	61	8,0	1,56	27,0

Peso ao Sobreano			Ganho Pós-Desmama			Perímetro Escrotal ao Sobreano			Musculatura			Estatura			Estrutura Corporal			Umbigo / Prepúcio			Pigmentação Ocular			Racial					
DEP	AC	%	DEP	AC	%	DEP	AC	%	DEP	AC	%	DEP	AC	%	DEP	AC	%	DEP	AC	%	DEP	AC	%	DEP	AC	%	DEP	AC	%
4,99	41	18,0	2,22	30	23,0	0,53	23	3,0	0,25	40	3,0	0,08	41	28,0	0,03	35	42,0	0,03	40	64,0	-0,06	35	73,0	0,00	36	51,0			
8,82	67	5,0	5,96	56	2,0	0,05	48	45,0	0,19	66	8,0	0,08	68	26,0	0,11	63	16,0	0,02	63	58,0	-0,41	62	99,0	0,02	63	33,0			
20,68	75	0,1	8,48	66	0,5	0,69	62	1,0	-0,02	75	58,0	0,30	76	1,0	0,09	69	21,0	-0,04	70	29,0	0,43	67	0,1	0,00	73	50,0			
4,86	84	19,0	1,90	78	26,0	-0,25	75	82,0	0,28	84	2,0	0,13	85	16,0	0,11	80	16,0	-0,05	81	25,0	-0,17	78	95,0	0,03	82	29,0			
9,07	61	4,0	9,22	52	0,1	0,36	49	11,0	0,60	61	0,1	-0,09	62	77,0	0,15	17	9,0	-0,01		45,0	0,12	47	13,0	-0,07	55	91,0			
23,23	50	0,1	20,39	39	0,1	0,52	36	4,0	-0,03	49	61,0	0,08	51	28,0	0,10	50	21,0	0,09	51	88,0	-0,13	43	90,0	-0,06	45	89,0			
8,79	51	5,0	-0,66	39	61,0	0,03	31	47,0	0,14	50	15,0	0,29	52	1,0	0,14	47	10,0	0,04	52	68,0	-0,01	46	56,0	-0,02	47	63,0			
7,27	49	9,0	3,77	36	10,0	0,33	28	13,0	0,11	47	22,0	-0,02	48	57,0	0,07	44	27,0	0,05	47	73,0	-0,04	42	66,0	-0,03	44	73,0			
3,22	60	29,0	-5,08	48	97,0	0,23	41	22,0	-0,26	59	98,0	0,08	61	26,0	-0,12	29	88,0	-0,03	27	34,0	0,12	29	12,0	0,02	55	36,0			
17,03	43	0,1	9,46	31	0,1	0,52	27	4,0	0,19	42	7,0	0,26	44	2,0	-0,04		65,0	0,00		49,0	-0,32	29	99,0	-0,04	38	80,0			
1,28	44	42,0	-2,96	38	86,0	0,06	31	44,0	-0,03	46	60,0	0,17	47	9,0	0,01	47	49,0	-0,08	48	14,0	0,43	42	0,1	0,02	43	37,0			
16,01	51	0,5	8,37	40	0,5	0,51	31	4,0	0,24	50	3,0	0,51	52	0,1	0,07	23	26,0	0,06	20	78,0	-0,52	36	99,0	-0,02	45	69,0			
-0,16	44	54,0	0,07	35	51,0	0,28	28	18,0	-0,07	44	72,0	-0,02	46	56,0	0,06	31	30,0	0,07	32	79,0	0,33	23	0,1	-0,06	39	88,0			
0,26	69	50,0	-0,29	59	56,0	-0,24	54	81,0	-0,01	68	55,0	0,14	70	13,0	-0,01	64	55,0	-0,04	67	30,0	0,14	63	9,0	-0,07	65	92,0			
13,30	59	1,0	-0,95	50	65,0	0,49	46	4,0	0,10	59	23,0	0,41	61	0,1	-0,04	14	66,0	-0,05	11	27,0	-0,38	36	99,0	0,03	54	32,0			
-4,57	39	83,0	-4,31	29	94,0	-0,38	23	92,0	-0,07	40	73,0	0,02	41	45,0	0,09	41	22,0	-0,01	42	42,0	-0,19	35	96,0	-0,06	36	87,0			
2,85	58	31,0	1,04	46	37,0	0,60	37	2,0	-0,13	57	86,0	0,05	59	35,0	0,04	57	36,0	-0,03	46	32,0	0,13	38	11,0	0,03	53	30,0			
-4,86	49	84,0	-2,90	42	86,0	0,09	30	39,0	-0,08	51	76,0	0,04	52	38,0	0,09	50	22,0	0,00	51	47,0	0,35	45	0,1	0,06	47	13,0			
2,53	49	33,0	1,25	34	34,0	-0,12	18	68,0	0,14	47	15,0	0,09	48	25,0	0,03	47	40,0	0,03	31	62,0	-0,21	44	98,0	0,06	45	14,0			
7,01	53	10,0	5,11	43	4,0	0,44	32	7,0	0,27	52	2,0	0,03	54	40,0	0,18	53	5,0	-0,06	54	22,0	-0,25	48	99,0	0,01	49	47,0			
4,10	61	23,0	-0,28	47	56,0	0,10	36	38,0	0,24	60	3,0	-0,05	62	67,0	0,14	54	10,0	-0,01	48	42,0	0,04	53	34,0	0,03	58	29,0			
3,49	59	27,0	5,52	44	3,0	-0,08	27	62,0	0,11	57	20,0	0,00	59	51,0	0,00	57	51,0	-0,07	59	19,0	-0,06	51	72,0	-0,02	55	64,0			
10,77	46	2,0	12,77	32	0,1	0,08	34	40,0	0,24	45	3,0	-0,03	47	61,0	0,19	46	4,0	-0,03	48	34,0	-0,23	41	99,0	0,02	42	34,0			
-0,48	49	56,0	0,80	34	40,0	-0,13	35	69,0	0,08	46	28,0	0,04	47	37,0	0,07	47	26,0	-0,07	48	16,0	-0,25	43	99,0	0,01	45	46,0			
-7,12	55	92,0	4,55	45	6,0	-0,04	36	57,0	-0,05	55	67,0	-0,15	56	90,0	-0,17	45	94,0	-0,03	35	33,0	-0,30		99,0	0,02	49	33,0			
3,66	50	26,0	1,10	37	36,0	0,52	27	4,0	0,06	49	34,0	0,08	51	27,0	-0,03	42	62,0	-0,08	47	14,0	0,09	46	20,0	-0,18	47	99,0			
-12,57	47	99,0	-5,66	34	98,0	-0,22	28	79,0	-0,02	47	59,0	-0,11	49	82,0	-0,07	31	76,0	-0,04	23	30,0	0,02	21	41,0	-0,02	44	67,0			
7,03	52	10,0	7,10	41	1,0	0,60	44	2,0	-0,04	52	66,0	0,12	53	18,0	0,00	53	52,0	-0,04	54	29,0	0,13	48	11,0	-0,05	50	82,0			
8,46	46	6,0	6,01	35	2,0	0,06	23	44,0	0,14	46	15,0	0,10	48	23,0	0,02	46	45,0	-0,03	41	34,0	0,34	35	0,1	-0,04	41	77,0			
5,57	60	15,0	0,87	48	40,0	0,62	42	2,0	0,16	59	12,0	-0,05	61	66,0	0,06	56	32,0	-0,10	50	10,0	0,20	54	3,0	0,00	55	49,0			

HEREFORD TOUROS PAIS ORDENADOS PELO PESO AO SOBREANO - TOP 30%

Reg	Nome	Nasc.	Livro	Rebanhos	Filhos Desmama	Filhos Sobreano	IQG	%	Peso ao Nascer			Peso à Desmama Materno			Peso à Desmama Direto			Total Materno	
									DEP	AC	%	DEPm	AC	%	DEPd	AC	%	DEP	%
170551	RECOLUTA L231 PATRIOTA	2009	PC	13	369	227	2,8	0,5	1,07	68	99,0	1,94	61	18,0	11,83	77	0,1	7,86	0,1
IA-568	HORMIGA CAUDILLO 7	2008	PO	2	170	153	1,6	6,0	1,78	65	99,0	-5,67	56	99,0	8,72	69	1,0	-1,31	72,0
233362	MAUÁ RELEASE DO PONTAL 2973	2008	PO	10	160	68	2,2	1,0	0,74	61	94,0	-2,12	32	84,0	8,84	67	0,5	2,29	18,0
240327	MAUÁ LORD DO PONTAL 4077	2012	PO	10	147	107	1,4	8,0	-0,13	59	38,0	0,04	24	49,0	4,13	67	12,0	2,10	20,0
182903	BELVISTA 1876	2012	PC	2	86	49	1,1	13,0	1,77	55	99,0	-2,58	43	89,0	9,14	64	0,5	1,99	21,0
IA-619	ANCARES KAMIKAZE 1	2011	PO	6	71	79	0,3	37,0	1,33	55	99,0	-5,05	28	99,0	7,79	60	1,0	-1,15	69,0
244981	TAMANCA MI66	2015	PC	2	73	67	3,1	0,1	0,68	56	92,0	6,51	26	0,1	1,22	60	38,0	7,12	0,5
225437	MAUÁ BASIC DO PONTAL 1719	2004	PO	2	135	103	2,4	1,0	-0,55	67	12,0	6,60	40	0,1	3,72	68	14,0	8,46	0,1
236983	DO BOLSO M059 ÚNICO	2013	PC	6	188	67	0,4	35,0	0,06	60	54,0	-4,66	37	99,0	3,20	69	18,0	-3,06	90,0
167016	RECOLUTA KI70	2008	PC	4	600	568	3,5	0,1	0,49	73	84,0	11,41	64	0,1	2,67	76	23,0	12,75	0,1
126165	RECREIO N440 (NOBRE)	1998	PC	7	58	32	0,2	44,0	0,08	58	55,0	-2,95	62	92,0	3,91	63	13,0	-1,00	67,0
IA-587	TH 122 7II VICTOR 719T	2007	PO	8	168	98	0,7	25,0	-1,13	62	1,0	-3,57	41	96,0	5,68	68	5,0	-0,73	63,0
167590	IRAPUA 7155	2008	PC	2	61	43	1,0	17,0	0,14	59	60,0	-0,90	30	67,0	4,92	61	8,0	1,56	27,0
IA-597	HORMIGA LAPACHO 7 RPI40 CAUDILLO	2005	PO	10	224	141	0,1	44,0	0,46	67	82,0	-2,73	52	90,0	3,16	73	19,0	-1,15	69,0
IA-442	FORC 29 F BOOMER 18L	2002	PO	17	654	479	1,7	5,0	0,10	82	57,0	6,40	77	0,5	2,85	84	21,0	7,83	0,1
IA-564	STAR KCL BREAKOUT 3T ET	2007	PO	3	282	120	0,8	22,0	0,81	77	95,0	2,31	56	13,0	-0,23	79	55,0	2,20	19,0
IA-508	WLB GLOBAL 72M-50S	2006	PO	9	77	46	1,2	11,0	0,23	60	67,0	2,26	44	14,0	1,96	63	30,0	3,24	9,0
248651	DOM VITOR CARBONERO 115 CUBO	2016	PO	11	140	65	1,0	15,0	0,97	63	98,0	1,84	21	19,0	4,15	65	12,0	3,92	5,0
IA-565	MCCOY 55M ABSOLUTE 49S	2006	PO	5	71	44	0,3	38,0	-0,82	55	4,0	2,75	39	9,0	6,31	60	3,0	5,90	1,0
IA-445	ALABAMA 8350	1998	PO	4	99	83	1,1	14,0	0,53	67	86,0	0,39	59	42,0	2,59	68	23,0	1,69	25,0

HEREFORD TOUROS PAIS LÍDERES ORDENADOS PELO GANHO PÓS-DESMAMA - TOP 30%

Reg	Nome	Nasc.	Livro	Rebanhos	Filhos Desmama	Filhos Sobreano	IQG	%	Peso ao Nascer			Peso à Desmama Materno			Peso à Desmama Direto			Total Materno	
									DEP	AC	%	DEPm	AC	%	DEPd	AC	%	DEP	%
IA-568	HORMIGA CAUDILLO 7	2008	PO	2	170	153	1,6	6,0	1,78	65	99,0	-5,67	56	99,0	8,72	69	1,0	-1,31	72,0
170551	RECOLUTA L231 PATRIOTA	2009	PC	13	369	227	2,8	0,5	1,07	68	99,0	1,94	61	18,0	11,83	77	0,1	7,86	0,1
167016	RECOLUTA KI70	2008	PC	4	600	568	3,5	0,1	0,49	73	84,0	11,41	64	0,1	2,67	76	23,0	12,75	0,1
IA-564	STAR KCL BREAKOUT 3T ET	2007	PO	3	282	120	0,8	22,0	0,81	77	95,0	2,31	56	13,0	-0,23	79	55,0	2,20	19,0
IA-442	FORC 29 F BOOMER 18L	2002	PO	17	654	479	1,7	5,0	0,10	82	57,0	6,40	77	0,5	2,85	84	21,0	7,83	0,1

Peso ao Sobreano			Ganho Pós-Desmama			Perímetro Escrotal ao Sobreano			Musculatura			Estatura			Estrutura Corporal			Umbigo / Prepúcio			Pigmentação Ocular			Racial					
DEP	AC	%	DEP	AC	%	DEP	AC	%	DEP	AC	%	DEP	AC	%	DEP	AC	%	DEP	AC	%	DEP	AC	%	DEP	AC	%	DEP	AC	%
20,68	75	0,1	8,48	66	0,5	0,69	62	1,0	-0,02	75	58,0	0,30	76	1,0	0,09	69	21,0	-0,04	70	29,0	0,43	67	0,1	0,00	73	50,0			
19,47	71	0,1	10,91	64	0,1	0,61	58	2,0	0,13	71	16,0	0,33	73	0,5	-0,04		66,0	-0,03		36,0	0,08		23,0	0,02	67	33,0			
17,05	64	0,1	10,11	51	0,1	0,44	44	7,0	0,28	62	2,0	0,22	64	4,0	0,20	60	4,0	-0,06	57	20,0	-0,30	55	99,0	-0,01	60	59,0			
10,93	66	2,0	7,12	55	1,0	0,09	45	39,0	0,10	65	24,0	0,10	67	22,0	0,09	61	23,0	-0,03	59	35,0	-0,08	55	79,0	-0,02	61	67,0			
10,01	62	3,0	1,32	50	34,0	0,27	36	18,0	0,18	62	9,0	0,04	63	40,0	0,11	58	16,0	-0,02	59	41,0	-0,29	54	99,0	-0,03	58	72,0			
9,83	61	3,0	1,89	51	26,0	0,37	44	11,0	0,01	60	49,0	0,17	62	8,0	0,13	46	12,0	0,08	46	85,0	0,86	44	0,1	-0,07	56	91,0			
9,07	61	4,0	9,22	52	0,1	0,36	49	11,0	0,60	61	0,1	-0,09	62	77,0	0,15	17	9,0	-0,01		45,0	0,12	47	13,0	-0,07	55	91,0			
8,82	67	5,0	5,96	56	2,0	0,05	48	45,0	0,19	66	8,0	0,08	68	26,0	0,11	63	16,0	0,02	63	58,0	-0,41	62	99,0	0,02	63	33,0			
8,44	63	6,0	6,18	48	2,0	0,04	44	46,0	0,04	61	41,0	-0,01	63	53,0	0,04	61	37,0	-0,07	63	18,0	-0,23	59	99,0	0,00	60	50,0			
8,35	76	6,0	5,88	70	2,0	0,15	67	32,0	0,49	76	0,1	0,06	77	32,0	0,27	44	1,0	-0,01	41	44,0	0,09	47	20,0	-0,01	73	62,0			
6,34	64	12,0	3,24	59	13,0	-0,36	53	91,0	0,07	68	32,0	0,07	69	30,0	-0,01	65	54,0	-0,07	69	18,0	0,13	64	10,0	-0,03	65	74,0			
6,11	66	13,0	1,85	54	27,0	0,74	37	0,5	0,09	65	25,0	0,05	66	35,0	0,02	63	45,0	-0,03	63	35,0	0,09	59	21,0	-0,01	62	59,0			
5,57	60	15,0	0,87	48	40,0	0,62	42	2,0	0,16	59	12,0	-0,05	61	66,0	0,06	56	32,0	-0,10	50	10,0	0,20	54	3,0	0,00	55	49,0			
4,91	71	19,0	1,53	61	31,0	0,23	55	22,0	0,04	70	41,0	0,09	71	24,0	0,00	63	52,0	0,00	65	49,0	0,02	61	43,0	-0,04	68	81,0			
4,86	84	19,0	1,90	78	26,0	-0,25	75	82,0	0,28	84	2,0	0,13	85	16,0	0,11	80	16,0	-0,05	81	25,0	-0,17	78	95,0	0,03	82	29,0			
4,67	74	20,0	4,00	62	8,0	-0,16	54	73,0	0,05	72	36,0	-0,05	74	66,0	-0,05	70	71,0	-0,03	72	36,0	-0,08	69	78,0	0,01	72	42,0			
4,40	61	21,0	0,96	47	38,0	0,70	45	1,0	0,20	60	7,0	0,11	61	20,0	0,17	59	6,0	0,03	61	62,0	-0,01	56	56,0	-0,03	58	71,0			
4,10	61	23,0	-0,28	47	56,0	0,10	36	38,0	0,24	60	3,0	-0,05	62	67,0	0,14	54	10,0	-0,01	48	42,0	0,04	53	34,0	0,03	58	29,0			
3,22	60	29,0	-5,08	48	97,0	0,23	41	22,0	-0,26	59	98,0	0,08	61	26,0	-0,12	29	88,0	-0,03	27	34,0	0,12	29	12,0	0,02	55	36,0			
2,96	68	30,0	1,21	61	35,0	0,74	58	0,5	0,29	69	1,0	-0,08	71	76,0	-0,07	60	76,0	-0,07	62	19,0	-0,38	61	99,0	0,01	67	43,0			

Peso ao Sobreano			Ganho Pós-Desmama			Perímetro Escrotal ao Sobreano			Musculatura			Estatura			Estrutura Corporal			Umbigo / Prepúcio			Pigmentação Ocular			Racial					
DEP	AC	%	DEP	AC	%	DEP	AC	%	DEP	AC	%	DEP	AC	%	DEP	AC	%	DEP	AC	%	DEP	AC	%	DEP	AC	%	DEP	AC	%
19,47	71	0,1	10,91	64	0,1	0,61	58	2,0	0,13	71	16,0	0,33	73	0,5	-0,04		66,0	-0,03		36,0	0,08		23,0	0,02	67	33,0			
20,68	75	0,1	8,48	66	0,5	0,69	62	1,0	-0,02	75	58,0	0,30	76	1,0	0,09	69	21,0	-0,04	70	29,0	0,43	67	0,1	0,00	73	50,0			
8,35	76	6,0	5,88	70	2,0	0,15	67	32,0	0,49	76	0,1	0,06	77	32,0	0,27	44	1,0	-0,01	41	44,0	0,09	47	20,0	-0,01	73	62,0			
4,67	74	20,0	4,00	62	8,0	-0,16	54	73,0	0,05	72	36,0	-0,05	74	66,0	-0,05	70	71,0	-0,03	72	36,0	-0,08	69	78,0	0,01	72	42,0			
4,86	84	19,0	1,90	78	26,0	-0,25	75	82,0	0,28	84	2,0	0,13	85	16,0	0,11	80	16,0	-0,05	81	25,0	-0,17	78	95,0	0,03	82	29,0			

HEREFORD TOUROS PAIS LÍDERES ORDENADOS PELO PERÍMETRO ESCROTAL AO SOBREANO - TOP 30%

Reg	Nome	Nasc.	Livro	Rebanhos	Filhos Desmama	Filhos Sobreano	IQG	%	Peso ao Nascer			Peso à Desmama Materno			Peso à Desmama Direto			Total Materno	
									DEP	AC	%	DEPm	AC	%	DEPd	AC	%	DEP	%
225477	MAUÁ BIENVENIDO DO PONTAL 1809	2004	PO	4	88	62	0,4	33,0	-0,50	61	14,0	1,29	56	27,0	-2,01	64	74,0	0,28	46,0
IA-445	ALABAMA 8350	1998	PO	4	99	83	1,1	14,0	0,53	67	86,0	0,39	59	42,0	2,59	68	23,0	1,69	25,0
170551	RECOLUTA L231 PATRIOTA	2009	PC	13	369	227	2,8	0,5	1,07	68	99,0	1,94	61	18,0	11,83	77	0,1	7,86	0,1
IA-568	HORMIGA CAUDILLO 7	2008	PO	2	170	153	1,6	6,0	1,78	65	99,0	-5,67	56	99,0	8,72	69	1,0	-1,31	72,0
IA-582	GUAICOS X1040 TE	2010	PO	10	210	175	0,3	38,0	-0,89	64	3,0	1,09	42	30,0	2,19	72	27,0	2,18	19,0
IA-597	HORMIGA LAPACHO 7 RPI40 CAUDILLO	2005	PO	10	224	141	0,1	44,0	0,46	67	82,0	-2,73	52	90,0	3,16	73	19,0	-1,15	69,0

HEREFORD TOUROS PAIS LÍDERES ORDENANDOS PELA MUSCULATURA - TOP 30%%

Reg	Nome	Nasc.	Livro	Rebanhos	Filhos Desmama	Filhos Sobreano	IQG	%	Peso ao Nascer			Peso à Desmama Materno			Peso à Desmama Direto			Total Materno	
									DEP	AC	%	DEPm	AC	%	DEPd	AC	%	DEP	%
244981	TAMANCA MI66	2015	PC	2	73	67	3,1	0,1	0,68	56	92,0	6,51	26	0,1	1,22	60	38,0	7,12	0,5
167016	RECOLUTA K170	2008	PC	4	600	568	3,5	0,1	0,49	73	84,0	11,41	64	0,1	2,67	76	23,0	12,75	0,1
IA-445	ALABAMA 8350	1998	PO	4	99	83	1,1	14,0	0,53	67	86,0	0,39	59	42,0	2,59	68	23,0	1,69	25,0
IA-442	FORC 29 F BOOMER 18L	2002	PO	17	654	479	1,7	5,0	0,10	82	57,0	6,40	77	0,5	2,85	84	21,0	7,83	0,1
233362	MAUÁ RELEASE DO PONTAL 2973	2008	PO	10	160	68	2,2	1,0	0,74	61	94,0	-2,12	32	84,0	8,84	67	0,5	2,29	18,0
248651	DOM VITOR CARBONERO 115 CUBO	2016	PO	11	140	65	1,0	15,0	0,97	63	98,0	1,84	21	19,0	4,15	65	12,0	3,92	5,0
IA-582	GUAICOS X1040 TE	2010	PO	10	210	175	0,3	38,0	-0,89	64	3,0	1,09	42	30,0	2,19	72	27,0	2,18	19,0
IA-487	REMITALL SUPER DUTY 42S	2006	PO	10	132	89	-1,2	89,0	1,32	61	99,0	-3,19	46	94,0	2,75	70	22,0	-1,82	78,0
IA-508	WLB GLOBAL 72M-50S	2006	PO	9	77	46	1,2	11,0	0,23	60	67,0	2,26	44	14,0	1,96	63	30,0	3,24	9,0
225437	MAUÁ BASIC DO PONTAL 1719	2004	PO	2	135	103	2,4	1,0	-0,55	67	12,0	6,60	40	0,1	3,72	68	14,0	8,46	0,1
182903	BELVISTA 1876	2012	PC	2	86	49	1,1	13,0	1,77	55	99,0	-2,58	43	89,0	9,14	64	0,5	1,99	21,0
IA-568	HORMIGA CAUDILLO 7	2008	PO	2	170	153	1,6	6,0	1,78	65	99,0	-5,67	56	99,0	8,72	69	1,0	-1,31	72,0
240327	MAUÁ LORD DO PONTAL 4077	2012	PO	10	147	107	1,4	8,0	-0,13	59	38,0	0,04	24	49,0	4,13	67	12,0	2,10	20,0
IA-587	TH 122 7II VICTOR 719T	2007	PO	8	168	98	0,7	25,0	-1,13	62	1,0	-3,57	41	96,0	5,68	68	5,0	-0,73	63,0

Peso ao Sobreano			Ganho Pós-Desmama			Perímetro Escrotal ao Sobreano			Musculatura			Estatura			Estrutura Corporal			Umbigo / Prepúcio			Pigmentação Ocular			Racial					
DEP	AC	%	DEP	AC	%	DEP	AC	%	DEP	AC	%	DEP	AC	%	DEP	AC	%	DEP	AC	%	DEP	AC	%	DEP	AC	%	DEP	AC	%
-0,49	64	56,0	2,63	57	19,0	0,82	50	0,5	-0,01	66	54,0	0,11	67	20,0	0,02	49	43,0	-0,07	47	17,0	-0,01	50	55,0	0,06	63	13,0			
2,96	68	30,0	1,21	61	35,0	0,74	58	0,5	0,29	69	1,0	-0,08	71	76,0	-0,07	60	76,0	-0,07	62	19,0	-0,38	61	99,0	0,01	67	43,0			
20,68	75	0,1	8,48	66	0,5	0,69	62	1,0	-0,02	75	58,0	0,30	76	1,0	0,09	69	21,0	-0,04	70	29,0	0,43	67	0,1	0,00	73	50,0			
19,47	71	0,1	10,91	64	0,1	0,61	58	2,0	0,13	71	16,0	0,33	73	0,5	-0,04		66,0	-0,03		36,0	0,08		23,0	0,02	67	33,0			
-0,25	73	54,0	-3,90	65	92,0	0,29	59	16,0	0,22	72	5,0	0,08	74	27,0	0,02	59	44,0	-0,02	54	39,0	-0,16	60	94,0	-0,01	69	61,0			
4,91	71	19,0	1,53	61	31,0	0,23	55	22,0	0,04	70	41,0	0,09	71	24,0	0,00	63	52,0	0,00	65	49,0	0,02	61	43,0	-0,04	68	81,0			

Peso ao Sobreano			Ganho Pós-Desmama			Perímetro Escrotal ao Sobreano			Musculatura			Estatura			Estrutura Corporal			Umbigo / Prepúcio			Pigmentação Ocular			Racial					
DEP	AC	%	DEP	AC	%	DEP	AC	%	DEP	AC	%	DEP	AC	%	DEP	AC	%	DEP	AC	%	DEP	AC	%	DEP	AC	%	DEP	AC	%
9,07	61	4,0	9,22	52	0,1	0,36	49	11,0	0,60	61	0,1	-0,09	62	77,0	0,15	17	9,0	-0,01		45,0	0,12	47	13,0	-0,07	55	91,0			
8,35	76	6,0	5,88	70	2,0	0,15	67	32,0	0,49	76	0,1	0,06	77	32,0	0,27	44	1,0	-0,01	41	44,0	0,09	47	20,0	-0,01	73	62,0			
2,96	68	30,0	1,21	61	35,0	0,74	58	0,5	0,29	69	1,0	-0,08	71	76,0	-0,07	60	76,0	-0,07	62	19,0	-0,38	61	99,0	0,01	67	43,0			
4,86	84	19,0	1,90	78	26,0	-0,25	75	82,0	0,28	84	2,0	0,13	85	16,0	0,11	80	16,0	-0,05	81	25,0	-0,17	78	95,0	0,03	82	29,0			
17,05	64	0,1	10,11	51	0,1	0,44	44	7,0	0,28	62	2,0	0,22	64	4,0	0,20	60	4,0	-0,06	57	20,0	-0,30	55	99,0	-0,01	60	59,0			
4,10	61	23,0	-0,28	47	56,0	0,10	36	38,0	0,24	60	3,0	-0,05	62	67,0	0,14	54	10,0	-0,01	48	42,0	0,04	53	34,0	0,03	58	29,0			
-0,25	73	54,0	-3,90	65	92,0	0,29	59	16,0	0,22	72	5,0	0,08	74	27,0	0,02	59	44,0	-0,02	54	39,0	-0,16	60	94,0	-0,01	69	61,0			
-4,00	69	80,0	-8,25	58	99,0	-0,48	55	96,0	0,21	68	5,0	-0,08	70	74,0	0,18	67	6,0	-0,08	69	14,0	0,05	64	30,0	0,03	65	27,0			
4,40	61	21,0	0,96	47	38,0	0,70	45	1,0	0,20	60	7,0	0,11	61	20,0	0,17	59	6,0	0,03	61	62,0	-0,01	56	56,0	-0,03	58	71,0			
8,82	67	5,0	5,96	56	2,0	0,05	48	45,0	0,19	66	8,0	0,08	68	26,0	0,11	63	16,0	0,02	63	58,0	-0,41	62	99,0	0,02	63	33,0			
10,01	62	3,0	1,32	50	34,0	0,27	36	18,0	0,18	62	9,0	0,04	63	40,0	0,11	58	16,0	-0,02	59	41,0	-0,29	54	99,0	-0,03	58	72,0			
19,47	71	0,1	10,91	64	0,1	0,61	58	2,0	0,13	71	16,0	0,33	73	0,5	-0,04		66,0	-0,03		36,0	0,08		23,0	0,02	67	33,0			
10,93	66	2,0	7,12	55	1,0	0,09	45	39,0	0,10	65	24,0	0,10	67	22,0	0,09	61	23,0	-0,03	59	35,0	-0,08	55	79,0	-0,02	61	67,0			
6,11	66	13,0	1,85	54	27,0	0,74	37	0,5	0,09	65	25,0	0,05	66	35,0	0,02	63	45,0	-0,03	63	35,0	0,09	59	21,0	-0,01	62	59,0			





FOTO: GUSTAVO RAFAEL

BRAFORD



RELATÓRIO DE AVALIAÇÕES GENÉTICAS

BRAFORD TOUROS PAIS ORDENADOS POR NOME

Reg	Nome	Nasc.	Grau de Sangue	Livro	Rebanhos	Filhos Desmama	Filhos Sobreano	IQG	%	Peso ao Nascer			Peso à Desmama Materno			Peso à Desmama Direto			Total Materno	
										DEP	AC	%	DEPm	AC	%	DEPd	AC	%	DEP	%
372000	38-124 DA PLÁTANO	2019	38	CCG	2	49	0	0,3	39,0	0,25	39	69,0	3,37	16	5,0	-5,39	40	95,0	0,68	40,0
IA-B053	AGRO-LEPAL MR. ANCHO T19-T/E	2015	38	CCG	4	82	6	1,8	3,0	0,66	58	91,0	-2,16	14	85,0	7,81	61	1,0	1,75	24,0
IA-B065	AGROLEPAL T125 TE CAIN	2017	38	CCG	11	87	0	1,2	12,0	0,24	71	68,0	-2,51	12	88,0	7,21	62	2,0	1,10	33,0
289253	AGROPECUÁRIA PLÁTANO 38-109	2016	38	CCG	2	25	15	0,5	31,0	1,02	23	98,0	0,46	26	41,0	1,75	27	32,0	1,33	30,0
39122	ALVORADA 14-T1724 (DUQUE)	1997	14	CCG	12	140	77	0,5	32,0	-0,37	66	21,0	-0,18	68	53,0	5,12	72	7,0	2,38	17,0
IA-B050	AMARGO 7515 FELIPE	2009	38	CCG	6	23	20	-0,3	61,0	0,57	34	88,0	-0,57	11	61,0	-1,78	33	72,0	-1,46	74,0
IA-B034	AMARGO D35	2004	38	CCG	13	221	134	-1,1	87,0	0,39	73	79,0	-2,75	55	90,0	0,00	76	52,0	-2,75	88,0
IA-B059	ARROCERO 5815 GENERAL VEDIA	2015	38	CCG	9	145	32	1,8	3,0	-0,23	67	30,0	-1,26	13	73,0	6,35	69	3,0	1,91	22,0
129831	ASP 38-7051 ARAMIS RED SP38 2010 PTII	2007	38	CCG	3	96	52	-0,3	63,0	1,07	65	99,0	-1,77	39	80,0	0,65	67	44,0	-1,44	74,0
133939	BELVISTA 38-1004 DON JUAN	2007	38	CCG	10	247	164	-1,2	89,0	0,88	67	97,0	-2,40	62	87,0	0,41	77	47,0	-2,20	83,0
137099	BELVISTA 38-1086	2007	38	CCG	2	51	13	-0,8	80,0	-0,39	42	20,0	-2,25	41	86,0	-5,21	52	94,0	-4,85	98,0
155850	BELVISTA 38-1868	2009	38	CCG	2	24	17	1,0	15,0	0,53	39	86,0	-2,34	29	87,0	5,97	48	4,0	0,65	40,0
202542	BELVISTA 38-2118 CURUPAY	2010	38	CCG	5	48	31	-0,1	55,0	0,24	49	69,0	-1,55	34	77,0	4,98	59	8,0	0,94	36,0
166846	BELVISTA 38-2158 GLADIADOR	2010	38	CCG	2	23	17	0,5	30,0	-0,39	41	20,0	-2,34	44	87,0	8,68	51	1,0	2,00	21,0
178410	BELVISTA 38-2214	2011	38	CCG	3	44	41	0,9	20,0	0,33	38	75,0	-5,88	42	99,0	8,54	51	1,0	-1,61	76,0
178411	BELVISTA 38-2226 XERIFE	2011	38	CCG	2	29	24	-0,4	65,0	0,97	29	98,0	-7,99	40	99,0	4,99	51	8,0	-5,49	99,0
178632	BELVISTA 38-2464	2011	38	CCG	2	28	17	-0,2	58,0	0,95	42	98,0	-7,22	33	99,0	8,39	52	1,0	-3,03	90,0
190849	BELVISTA 38-2638	2012	38	CCG	2	23	7	-0,5	69,0	-0,17	38	35,0	-0,62	24	61,0	-1,67	32	71,0	-1,46	74,0
190949	BELVISTA 38-2792	2012	38	CCG	2	30	23	0,1	47,0	0,38	34	78,0	3,18	28	6,0	-2,87	53	82,0	1,75	24,0
190954	BELVISTA 38-2804	2012	38	CCG	3	67	53	0,2	41,0	0,84	34	96,0	-5,61	42	99,0	4,70	57	9,0	-3,26	92,0
191020	BELVISTA 38-2922 APOGEU	2012	38	CCG	30	719	418	0,7	25,0	0,69	76	92,0	-0,01	59	50,0	1,89	85	30,0	0,93	36,0
191327	BELVISTA 38-3076 MACHAÇO	2012	38	CCG	4	68	47	-0,1	53,0	0,87		96,0	-0,87	40	66,0	1,41	65	36,0	-0,17	54,0
31482	BELVISTA 38-3300 (PUNTERO)	1996	38	CCG	3	36	21	-0,5	70,0	0,41	51	80,0	0,41	61	42,0	2,52	55	24,0	1,66	25,0
246740	BELVISTA 38-3838 DOBLE	2014	38	CCG	2	76	45	2,0	2,0	0,90	35	97,0	0,99	35	32,0	7,36	46	2,0	4,67	3,0
269768	BELVISTA 38-4178	2015	38	CCG	3	57	53	0,6	26,0	0,38	43	78,0	-1,91	25	82,0	5,79	52	5,0	0,99	35,0
269781	BELVISTA 38-4216 MUTANTE	2015	38	CCG	3	198	90	0,4	34,0	1,24	61	99,0	-2,93	26	92,0	1,98	69	29,0	-1,95	80,0
62067	BELVISTA 38-4250 MIUDO	1999	38	CCG	2	27	8	1,0	16,0	0,19		64,0	4,63	45	1,0	-0,51	47	58,0	4,37	4,0
62741	BELVISTA 38-4278	1999	38	CCG	2	144	104	0,0	50,0	0,45	44	82,0	2,34	67	13,0	-3,04	74	83,0	0,82	38,0
295100	BELVISTA 38-4492	2016	38	CCG	2	51	19	1,5	6,0	0,77	50	94,0	-2,15	24	85,0	11,84	56	0,1	3,77	6,0
295127	BELVISTA 38-4536 COMANCHERO	2016	38	CCG	9	113	48	0,8	22,0	0,26	55	70,0	1,91	26	18,0	-0,64	64	59,0	1,59	26,0

Peso ao Sobreano			Ganho Pós-Desmama			Perímetro Escrotal ao Sobreano			Musculatura			Estatura			Estrutura Corporal			Umbigo / Prepúcio			Pigmentação Ocular			Racial					
DEP	AC	%	DEP	AC	%	DEP	AC	%	DEP	AC	%	DEP	AC	%	DEP	AC	%	DEP	AC	%	DEP	AC	%	DEP	AC	%	DEP	AC	%
-4,21		81,0	1,92		26,0	0,47		5,0	0,18	32	9,0	-0,19	32	94,0	0,09	35	21,0	-0,03	33	32,0	0,05	32	30,0	-0,03	33	73,0			
13,49	48	1,0	7,05	24	1,0	0,66	23	1,0	0,29	46	1,0	0,21	47	5,0	0,23	48	2,0	0,08	47	83,0	0,06	48	29,0	-0,06	49	87,0			
9,63		4,0	2,22		23,0	0,39		9,0	0,31		1,0	0,11		20,0	0,20		3,0	0,19		99,0	-0,12		87,0	0,05		16,0			
1,62	27	40,0	0,17	23	49,0	0,25	17	20,0	0,14	27	15,0	0,04	27	40,0	0,10	29	20,0	0,02	28	58,0	-0,09	24	81,0	0,08	26	6,0			
6,87	72	10,0	1,66	65	29,0	-0,53	55	97,0	0,11	73	21,0	0,16	75	10,0	0,03	72	41,0	-0,10	75	11,0	0,03	70	38,0	-0,04	71	81,0			
-5,33	34	86,0	-4,16	28	94,0	0,92	22	0,1	0,17	33	10,0	0,07	35	29,0	0,11	34	16,0	-0,02	36	40,0	0,01	28	48,0	0,09	29	5,0			
-2,80	74	73,0	-3,31	65	89,0	-0,01	51	52,0	-0,14	74	88,0	-0,03	75	61,0	-0,02	73	61,0	0,03	76	63,0	-0,12	71	88,0	-0,01	71	62,0			
13,14	61	1,0	7,52	43	0,5	0,32	30	14,0	0,22	59	4,0	-0,05	60	66,0	0,24	59	2,0	0,05	61	72,0	0,05	58	30,0	0,08	58	6,0			
1,70	64	39,0	1,89	52	26,0	-0,46	42	95,0	0,10	63	24,0	0,14	64	13,0	0,09	63	22,0	-0,01	65	41,0	0,04	60	35,0	-0,09	61	96,0			
-4,24	77	81,0	-5,16	68	97,0	-0,09	64	64,0	-0,06	76	71,0	0,07	77	30,0	-0,03	74	63,0	0,01	77	55,0	-0,10	73	84,0	0,12	74	1,0			
-3,07	50	74,0	3,88	38	9,0	-0,45	26	95,0	0,09	49	27,0	-0,07	50	72,0	-0,05	50	69,0	0,01	51	54,0	0,00	46	52,0	-0,08	47	94,0			
9,86	47	3,0	5,48	39	3,0	0,32	33	14,0	0,10	47	24,0	0,15	49	12,0	0,04	48	39,0	0,11	49	91,0	-0,11	41	85,0	0,04	42	21,0			
1,35	58	42,0	-4,11	47	93,0	0,67	43	1,0	-0,17	58	91,0	0,04	59	37,0	-0,14	56	91,0	0,01	60	56,0	-0,06	53	71,0	0,04	53	23,0			
8,68	52	5,0	0,48	45	45,0	-0,18	43	75,0	0,04	55	39,0	0,12	57	17,0	0,13	55	12,0	0,04	58	70,0	0,08	50	23,0	0,07	51	10,0			
13,56	53	1,0	5,15	46	4,0	0,44	43	7,0	0,13	55	17,0	0,18	57	8,0	0,13	56	12,0	-0,03	58	34,0	0,07	50	27,0	0,05	50	17,0			
9,08	51	4,0	3,27	42	13,0	-0,33	40	89,0	0,09	52	25,0	-0,05	54	65,0	0,05	52	33,0	-0,02	54	37,0	-0,13	46	90,0	0,02	47	33,0			
6,19	51	13,0	-2,10	41	79,0	0,37	38	10,0	0,12	51	19,0	0,08	53	28,0	0,11	51	16,0	-0,09	53	11,0	0,05	46	32,0	0,02	47	33,0			
-3,38	32	76,0	-1,80	27	75,0	0,10	25	38,0	0,12	31	19,0	-0,10	33	80,0	0,06	33	31,0	0,14	33	96,0	-0,12	27	87,0	0,04	29	24,0			
-4,78	53	84,0	-2,72	43	85,0	0,69	40	1,0	0,01	53	50,0	-0,06	55	69,0	-0,01	53	54,0	-0,21	55	0,5	0,04	46	36,0	0,04	47	24,0			
6,27	57	12,0	2,36	48	21,0	0,55	41	3,0	0,12	58	19,0	0,07	59	30,0	0,12	58	15,0	0,13	60	95,0	-0,08	53	78,0	0,04	54	24,0			
1,95	83	38,0	0,57	76	44,0	0,85	72	0,5	0,08	82	29,0	0,04	83	37,0	0,09	82	21,0	-0,07	83	16,0	0,15	80	8,0	0,05	81	20,0			
0,77	63	46,0	-0,76	53	62,0	-0,06	46	60,0	0,10	63	24,0	0,05	64	37,0	0,11	63	17,0	0,08	64	84,0	0,03	58	39,0	0,01	59	41,0			
-1,22	59	62,0	-4,06	59	93,0	-0,21	52	79,0	-0,15	67	89,0	-0,06	69	69,0	-0,11	67	86,0	-0,06	68	20,0	0,04	64	36,0	0,00	65	53,0			
12,20	41	1,0	6,47	28	1,0	0,37	23	11,0	0,10	39	23,0	0,07	40	30,0	0,08	40	25,0	0,12	40	94,0	0,13	35	11,0	-0,02	36	65,0			
6,28	53	12,0	-1,36	44	70,0	0,85	41	0,5	-0,01	53	57,0	-0,01	55	53,0	-0,03	54	64,0	-0,01	56	44,0	-0,14	47	91,0	0,04	48	21,0			
4,28	66	22,0	4,65	54	5,0	1,16	45	0,1	-0,12	65	85,0	-0,15	67	89,0	-0,12	65	88,0	-0,04	67	29,0	0,06	62	28,0	0,07	63	9,0			
2,04	47	37,0	3,24	39	13,0	-0,18	32	75,0	0,11	50	21,0	-0,08	52	75,0	0,06	51	31,0	-0,20	52	1,0	0,11	46	14,0	0,15	47	0,5			
-5,16	75	85,0	-1,91	69	77,0	0,56	64	3,0	0,05	76	36,0	-0,04	77	63,0	0,03	75	42,0	0,12	77	92,0	0,01	73	47,0	0,05	73	16,0			
15,93	53	0,5	2,64	39	19,0	0,27	33	18,0	0,13	51	17,0	0,19	53	7,0	0,11	52	17,0	0,04	53	67,0	0,00	47	52,0	0,06	48	14,0			
0,00	62	52,0	0,59	50	43,0	0,71	43	1,0	0,16	61	12,0	0,03	63	42,0	0,15	61	10,0	-0,01	63	41,0	0,12	57	13,0	0,06	58	13,0			

BRAFORD TOUROS PAIS ORDENADOS POR NOME

Reg	Nome	Nasc.	Grau de Sangue	Livro	Rebanhos	Filhos Desmama	Filhos Sobreano	IQG	%	Peso ao Nascer			Peso à Desmama Materno			Peso à Desmama Direto			Total Materno	
										DEP	AC	%	DEPm	AC	%	DEPd	AC	%	DEP	%
320957	BELVISTA 38-4934 COMANDANTE	2017	38	CCG	5	36	0	1,8	4,0	1,22	32	99,0	0,96	22	32,0	3,95	46	13,0	2,94	12,0
90741	BELVISTA 38-5784 (MILIONARIO)	2002	38	CCG	12	155	87	-0,1	56,0	0,77	62	94,0	-1,77	59	80,0	2,80	72	22,0	-0,37	57,0
84795	BELVISTA 38-5804 (PAYSANO)	2002	38	CCG	32	1327	785	0,5	30,0	-0,48	87	15,0	-0,49	83	59,0	2,09	89	28,0	0,55	42,0
90750	BELVISTA 38-5922 (PAJERO)	2002	38	CCG	3	100	73	0,5	31,0	0,24	51	69,0	-1,89	65	82,0	4,31	67	11,0	0,26	47,0
95618	BELVISTA 38-7180 PATRIOTA	2004	38	CCG	6	47	28	-1,6	95,0	-0,55	47	12,0	-1,72	43	79,0	-4,39	56	91,0	-3,92	95,0
103123	BELVISTA 38-7210 SHOW	2004	38	CCG	16	225	137	-1,1	86,0	-0,14	71	37,0	1,23	69	28,0	-7,72	76	99,0	-2,63	87,0
103124	BELVISTA 38-7238	2005	38	CCG	2	42	11	-0,8	78,0	-0,63	44	9,0	0,00	30	50,0	-1,95	51	74,0	-0,98	67,0
103130	BELVISTA 38-7424	2005	38	CCG	12	140	100	-1,8	97,0	0,70	58	92,0	-1,11	54	70,0	-2,05	71	74,0	-2,14	82,0
119507	BELVISTA 38-7472 BELO	2006	38	CCG	3	53	34	-0,5	67,0	-0,92	55	2,0	-0,98	37	68,0	1,54	59	34,0	-0,21	55,0
119097	BELVISTA 38-7600 PAYADOR	2006	38	CCG	4	69	17	-0,8	78,0	-0,01	25	48,0	-2,49	31	88,0	0,08	53	51,0	-2,45	85,0
95519	BELVISTA 38-A542 PIMENTA	2003	38	CCG	2	172	82	-0,5	68,0	-0,21	72	32,0	3,36	48	5,0	-5,45	74	95,0	0,64	41,0
110128	BELVISTA 38-A7050	2004	38	CCG	2	209	170	-0,8	79,0	0,18		63,0	-2,88	64	92,0	-1,28	75	67,0	-3,52	93,0
343623	BELVISTA 38-CI30 XBOY	2018	38	CCG	2	67	0	0,5	30,0	0,45	33	82,0	-5,31	29	99,0	6,53	61	3,0	-2,05	81,0
149219	BELVISTA B COMBAT 1718 CHEFAO	2009	38	CCG	10	152	114	-0,4	65,0	0,44	55	81,0	-4,07	57	97,0	2,07	73	29,0	-3,03	90,0
152868	BELVISTA B COMBAT 38-1690	2009	38	CCG	3	36	13	0,9	18,0	0,01	47	50,0	0,17	32	46,0	7,28	55	2,0	3,81	6,0
152867	BELVISTA BELVISTA COMBAT 38-1632 CALYPSO	2009	38	CCG	8	96	65	1,5	7,0	1,14	59	99,0	-2,74	48	90,0	6,15	68	4,0	0,33	46,0
144323	BELVISTA DUNDEE 38-1324 PORTENHO	2008	38	CCG	3	38	16	0,3	37,0	0,39	43	78,0	2,19	34	15,0	3,07	54	19,0	3,72	6,0
152864	BELVISTA NOVATO 38-1488 NOVA	2008	38	CCG	2	69	65	-1,4	92,0	-0,83	45	4,0	-0,62	39	61,0	-3,56	62	87,0	-2,40	85,0
287364	CAMILA 38-R22 RUMO	2015	38	CCG	18	219	147	-0,6	71,0	0,44	75	81,0	-1,90	20	82,0	-1,31	72	67,0	-2,56	86,0
310521	CAMILA 38-S65 SENHOR	2016	38	CCG	20	231	99	0,6	26,0	0,73	75	93,0	0,24	16	45,0	-1,41	75	68,0	-0,47	59,0
154401	CARCAVIO 38-1146	2009	38	CCG	2	262	162	1,0	16,0	-0,10	39	40,0	-4,26	50	98,0	7,21	76	2,0	-0,66	62,0
159695	CARCAVIO 38-1435 RAULITO	2010	38	CCG	28	614	409	2,1	2,0	0,56	77	87,0	-1,09	72	70,0	6,36	84	3,0	2,09	20,0
159694	CARCAVIO 38-1514	2010	38	CCG	2	77	43	0,6	26,0	-0,02		47,0	-2,71	39	90,0	3,86	66	14,0	-0,78	64,0
144545	CARCAVIO 38-850	2008	38	CCG	2	70	41	0,2	44,0	0,70	33	92,0	1,73	43	20,0	1,95	65	30,0	2,70	14,0
144558	CARCAVIO 38-920	2008	38	CCG	2	83	39	0,3	38,0	0,64	31	91,0	1,58	41	22,0	-1,60	64	70,0	0,78	38,0
155508	CATY 38-I27 CORONILHA	2009	38	CCG	5	70	47	-2,1	98,0	0,17	55	63,0	-9,78	39	99,0	1,26	62	37,0	-9,15	99,0
155590	CATY 38-I560 GUARANI	2009	38	CCG	5	27	12	-0,4	64,0	-0,41	45	19,0	-2,87	25	91,0	3,36	47	17,0	-1,19	70,0
246040	CATY 38-N621 JARAU	2013	38	CCG	8	70	14	0,5	32,0	-0,14	58	37,0	-0,56	15	60,0	3,26	57	18,0	1,08	34,0
293475	CATY 38-R40	2015	38	CCG	2	26	0	-0,7	77,0	0,01	37	50,0	-5,18	19	99,0	1,67	39	33,0	-4,34	97,0
269018	CERRO DO OURO 38-J038	2015	38	CCG	2	26	15	0,3	37,0	-0,25		29,0	-2,12	19	84,0	2,24	33	27,0	-1,00	67,0

Peso ao Sobreano			Ganho Pós-Desmama			Perímetro Escrotal ao Sobreano			Musculatura			Estatura			Estrutura Corporal			Umbigo / Prepúcio			Pigmentação Ocular			Racial					
DEP	AC	%	DEP	AC	%	DEP	AC	%	DEP	AC	%	DEP	AC	%	DEP	AC	%	DEP	AC	%	DEP	AC	%	DEP	AC	%	DEP	AC	%
8,98	41	5,0	8,34	27	0,5	0,46	27	6,0	0,19	40	7,0	0,18	41	8,0	0,13	42	13,0	0,07	42	81,0	0,01	37	48,0	0,04	38	22,0			
-4,17	71	81,0	-7,49	60	99,0	1,33	56	0,1	0,21	70	5,0	0,12	71	17,0	0,27	70	1,0	-0,07	72	18,0	0,01	67	45,0	0,03	68	27,0			
3,43	88	27,0	0,98	84	38,0	0,51	81	4,0	0,09	88	27,0	0,09	89	24,0	0,09	87	23,0	0,03	88	61,0	-0,07	86	75,0	0,08	87	6,0			
6,21	68	13,0	2,48	63	20,0	0,19	57	26,0	0,00	71	51,0	0,06	72	31,0	0,01	71	49,0	-0,03	72	32,0	0,00	68	50,0	0,05	69	17,0			
-7,73	56	94,0	-3,08	46	87,0	-0,56	35	98,0	0,11	56	21,0	-0,19	58	94,0	-0,01	54	56,0	0,06	58	78,0	0,09	52	20,0	0,02	53	34,0			
-8,57	76	96,0	-0,47	68	58,0	-0,48	60	96,0	0,05	76	38,0	0,01	78	48,0	0,00	76	54,0	-0,03	78	34,0	-0,04	74	67,0	0,06	74	15,0			
-4,56	47	83,0	-1,77	33	75,0	0,40	23	9,0	-0,11	47	81,0	-0,23	49	97,0	-0,09	48	81,0	-0,04	49	30,0	-0,25	44	99,0	-0,05	45	84,0			
-6,96	71	92,0	-5,29	62	97,0	-0,79	57	99,0	-0,18	70	92,0	-0,08	72	75,0	-0,07	68	74,0	0,09	72	86,0	0,06	67	28,0	-0,02	67	69,0			
-0,56	58	57,0	-1,87	46	76,0	0,10	38	37,0	-0,08	58	76,0	0,11	59	19,0	0,03	58	41,0	0,15	60	97,0	-0,30	53	99,0	-0,12	54	99,0			
-2,31	49	69,0	-2,46	36	82,0	0,28	25	18,0	0,02	47	47,0	-0,14	48	87,0	-0,08	48	77,0	-0,02	49	37,0	-0,02	45	59,0	-0,16	45	99,0			
-7,10	70	92,0	-1,47	59	72,0	-0,11	39	67,0	0,06	69	35,0	-0,09	71	78,0	0,09	69	22,0	-0,02	71	40,0	0,02	65	44,0	0,17	66	0,1			
-2,42	74	70,0	-1,10	67	67,0	0,00	63	51,0	0,09	74	27,0	-0,09	76	78,0	0,06	74	30,0	0,13	76	94,0	-0,12	71	88,0	0,06	72	12,0			
8,55	52	6,0	3,48	33	12,0	0,58	32	2,0	0,03	50	43,0	-0,04	51	64,0	0,05	52	33,0	-0,12	52	6,0	-0,01	51	55,0	0,05	51	17,0			
1,99	72	37,0	1,44	63	32,0	-0,11	57	67,0	0,04	72	41,0	0,02	73	44,0	0,00	71	51,0	0,04	73	66,0	-0,05	68	68,0	0,01	69	47,0			
8,25	52	6,0	0,63	40	43,0	-0,10	37	66,0	0,10	51	23,0	0,11	52	20,0	0,17	45	7,0	-0,09	50	11,0	0,04	47	35,0	0,10	48	3,0			
12,51	67	1,0	7,63	57	0,5	0,34	56	12,0	0,14	67	15,0	-0,02	68	57,0	0,02	62	45,0	-0,15	68	3,0	0,11	63	15,0	0,10	63	3,0			
0,72	50	47,0	-2,62	37	84,0	0,42	38	7,0	-0,12	49	83,0	0,08	51	27,0	-0,17	47	95,0	0,15	51	97,0	0,09	46	19,0	0,04	47	22,0			
-7,30	63	93,0	-3,13	55	88,0	-0,40	48	93,0	-0,12	63	84,0	-0,02	65	59,0	-0,04	63	65,0	0,03	65	64,0	-0,02	58	57,0	0,00	58	50,0			
-0,58	71	57,0	0,78	60	41,0	-0,18	48	75,0	-0,04	70	63,0	0,00	72	50,0	0,02	70	45,0	0,07	70	82,0	0,03	66	39,0	0,09	67	5,0			
1,73	70	39,0	4,87	56	5,0	0,21	51	24,0	0,15	68	13,0	-0,01	70	54,0	0,06	68	32,0	-0,02	70	39,0	0,13	66	10,0	0,09	67	4,0			
9,85	74	3,0	2,12	64	24,0	0,39	61	9,0	0,30	73	1,0	0,02	74	44,0	0,31	73	0,5	0,25	75	99,0	0,00	70	51,0	0,08	70	8,0			
15,54	84	0,5	9,71	78	0,1	0,55	72	3,0	0,20	83	6,0	0,15	84	12,0	0,11	82	18,0	0,05	84	74,0	-0,04	81	66,0	0,06	82	14,0			
6,56	63	11,0	3,44	51	12,0	-0,22	42	79,0	0,29	62	1,0	0,02	64	44,0	0,14	62	11,0	0,09	64	87,0	0,06	58	27,0	0,02	59	40,0			
-0,15	63	53,0	-3,10	52	87,0	0,41	42	8,0	-0,05	62	67,0	0,09	64	24,0	0,11	62	17,0	0,14	64	96,0	0,12	58	12,0	0,07	59	11,0			
-1,44	60	63,0	0,74	46	41,0	0,45	36	6,0	0,05	59	37,0	0,04	61	39,0	0,00	59	53,0	0,04	61	70,0	0,40	55	0,1	0,05	57	20,0			
-1,77	61	66,0	-3,83	50	92,0	0,07	47	42,0	-0,10	59	80,0	0,07	61	31,0	-0,12	47	88,0	-0,06	57	23,0	-0,14	55	91,0	0,02	56	36,0			
3,14	44	29,0	-0,36	32	57,0	-0,38	20	92,0	-0,01	42	55,0	0,02	43	44,0	-0,08	43	78,0	0,02	43	56,0	-0,08	39	78,0	-0,04	41	80,0			
6,75	49	11,0	4,27	29	7,0	-0,24	24	81,0	-0,09	48	78,0	-0,05	49	66,0	-0,14	49	91,0	0,02	49	60,0	0,03	46	40,0	-0,02	47	69,0			
0,78		46,0	-0,70		62,0	0,12		35,0	0,11		21,0	0,13		15,0	0,11		16,0	-0,01		46,0	0,12		12,0	-0,01		61,0			
4,44	34	21,0	3,27	28	13,0	-0,08	27	63,0	0,12	34	18,0	0,03	36	42,0	-0,01	36	56,0	-0,03	37	35,0	0,14	28	10,0	0,04	29	22,0			

BRAFORD TOUROS PAIS ORDENADOS POR NOME

Reg	Nome	Nasc.	Grau de Sangue	Livro	Rebanhos	Filhos Desmama	Filhos Sobreano	IQG	%	Peso ao Nascer			Peso à Desmama Materno			Peso à Desmama Direto			Total Materno	
										DEP	AC	%	DEPm	AC	%	DEPd	AC	%	DEP	%
										IA-B032	CHADWICK DOWNS A104 -3/8 KAKADU	2005	38	CCG	14	116	82	-1,2	89,0	1,20
IA-B031	CHADWICK DOWNS ABSOLUTE A092	2005	38	CCG	6	28	22	-1,6	94,0	2,04	53	99,0	-9,82	40	99,0	3,24	58	18,0	-8,19	99,0
IA-B015	CHADWICK DOWNS DOS EQUIS	2001	38	CCG	12	130	60	-0,7	74,0	0,05	60	53,0	-3,34	70	94,0	0,90	70	41,0	-2,89	89,0
101292	CHAPADA 38-852670 (FORMULA 1)	2004	38	CCG	5	144	87	0,1	45,0	0,95	68	98,0	-0,12	50	52,0	2,54	72	24,0	1,14	33,0
91427	CIMARRON 38-G383 BUMBO	2002	38	CCG	2	158	93	-0,3	61,0	0,17	67	63,0	-2,28	68	86,0	-0,27	71	55,0	-2,41	85,0
IA-B028	CUYANO HUINCA BENJAMIN D1518 TAITÁ	2001	38	CCG	21	1277	802	-0,4	65,0	-0,34	82	23,0	-4,26	81	98,0	2,54	88	24,0	-2,99	90,0
IA-B041	CUYANO HUINCA CABURÉ 8385	2006	38	CCG	10	51	34	0,2	42,0	-0,09	52	41,0	3,49	41	5,0	-4,32	58	91,0	1,33	30,0
IA-B016	CUYANO HUINCA SHAKA 8854 - BENJAMIN	1998	38	CCG	6	149	84	0,0	52,0	-0,37	66	21,0	-7,52	57	99,0	5,56	73	5,0	-4,74	98,0
IA-B040	CUYANO HUINCA SHAKA D1450 KACHAPÉ	2000	38	CCG	20	281	284	0,4	34,0	0,67	70	92,0	-3,09	61	93,0	4,55	77	10,0	-0,81	64,0
185287	DA PONTA 38-E058	2011	38	CCG	5	42	43	-0,3	63,0	-0,08	62	42,0	-2,60	26	89,0	-0,88	54	62,0	-3,04	90,0
IA-B052	EL CHANAR 02397 PAYE	2014	38	CCG	8	63	53	1,3	9,0	-0,46	50	16,0	0,45	11	41,0	0,78	55	43,0	0,84	37,0
201659	ESTÂNCIA AURORA 38-1327	2011	38	CCG	2	109	107	0,8	21,0	0,98	54	98,0	-0,70	44	63,0	6,56	65	3,0	2,58	15,0
341444	ESTÂNCIA AURORA 38-A7129	2017	38	CCG	3	41	1	2,9	0,5	1,11	33	99,0	-0,64	24	62,0	17,26	53	0,1	7,99	0,1
266513	GAP 38-G389 ABRE CANCHA	2015	38	CCG	2	27	26	-0,9	81,0	-0,56	38	11,0	0,31	15	44,0	-4,18	48	90,0	-1,78	78,0
IA-B057	GUASUNCHOS 3125 BULON EXPERTO	2012	38	CCG	38	1091	722	3,1	0,1	0,79	82	95,0	0,86	21	34,0	6,55	85	3,0	4,14	4,0
88982	GUATAMBU 38-B1089 (PORTINARI)	2002	38	CCG	4	22	18	-0,2	59,0	-0,46	35	16,0	-0,34	43	56,0	0,11	49	51,0	-0,29	56,0
296455	IRAPUA 38-F017 FARRAPO	2016	38	CCG	6	71	7	1,7	4,0	-0,53	63	13,0	0,47	18	41,0	6,28	60	3,0	3,61	7,0
144709	ITA 38-804 LAFITE	2008	38	CCG	6	144	108	0,8	21,0	0,66	63	91,0	-0,71	53	63,0	2,25	69	27,0	0,41	44,0
141480	KUDOS 38-D19 SIWARD-T/E-	2001	38	PS	15	363	218	0,9	18,0	1,46	72	99,0	-0,02	62	50,0	6,28	80	3,0	3,11	10,0
292755	LA VICTORIA 353 GRAN SOBRINO	2014	38	CCG	9	29	5	-0,1	55,0	-0,19	51	33,0	-1,62	24	78,0	0,31	48	48,0	-1,47	74,0
IA-B056	LOSGURISES 2051 ZENITH KICHAN	2014	38	CCG	9	52	34	1,2	12,0	0,86	59	96,0	-1,96	14	82,0	5,82	57	5,0	0,95	36,0
IA-B046	LOSGURISES Z230 LUCHO	2005	34	CCG	2	113	89	1,4	7,0	0,44	13	82,0	8,02	18	0,1	-2,33	39	77,0	6,86	0,5
340315	MÃE RAINHA 323 MAGNO 38-3952	2018	38	CCG	2	21	0	6,1	0,1	0,03	48	51,0	7,66	17	0,1	11,68	46	0,1	13,50	0,1
158034	MAE RAINHA 38-3815 TREVO	2009	38	CCG	16	261	198	1,3	10,0	0,60	75	89,0	-2,63	57	90,0	5,77	77	5,0	0,25	47,0
161252	MAE RAINHA 38-3957 PAYSANO	2010	38	CCG	3	30	24	-1,4	91,0	-0,21	52	32,0	-1,64	38	78,0	-4,76	52	93,0	-4,02	96,0
311633	MAE RAINHA 38-TE69 MAESTRO	2016	38	CCG	15	455	317	2,5	1,0	0,14	77	61,0	1,52	33	23,0	6,07	78	4,0	4,55	3,0
IA-B066	MARCABOTE 17M PAYE 21570 MAGICO TE CURUNDU	2017	38	CCG	6	100	0	1,1	13,0	0,09	64	56,0	-1,55	12	77,0	5,88	62	4,0	1,39	29,0
IA-B067	MARCABOTE 35M PAYE 978 MAGNO TE TARAGUI	2017	38	CCG	4	47	0	2,2	2,0	-0,02	51	48,0	-2,80	11	91,0	11,16	46	0,1	2,78	13,0
IA-B060	MARCAJO 06491 LAGRIMITA	2014	38	CCG	9	50	7	1,3	10,0	0,56	44	87,0	-1,62	13	78,0	5,10	51	7,0	0,93	36,0
IA-B017	MARCAJO A1575 AIMAR	1999	38	CCG	8	204	88	-0,7	76,0	0,95	54	98,0	-3,19	69	94,0	0,25	75	49,0	-3,06	90,0

Peso ao Sobreano			Ganho Pós-Desmama			Perímetro Escrotal ao Sobreano			Musculatura			Estatura			Estrutura Corporal			Umbigo / Prepúcio			Pigmentação Ocular			Racial					
DEP	AC	%	DEP	AC	%	DEP	AC	%	DEP	AC	%	DEP	AC	%	DEP	AC	%	DEP	AC	%	DEP	AC	%	DEP	AC	%	DEP	AC	%
-5,42	70	87,0	-1,52	60	72,0	0,06	56	44,0	-0,09	69	78,0	-0,14	71	88,0	-0,04	66	65,0	0,02	71	60,0	-0,02	65	59,0	0,05	66	18,0			
2,89	57	31,0	-0,41	48	57,0	-0,25	42	82,0	0,04	56	38,0	0,20	57	6,0	0,10	56	19,0	0,08	57	84,0	-0,21	52	98,0	0,04	53	24,0			
0,80	70	46,0	-0,55	64	60,0	0,06	55	44,0	-0,07	73	73,0	-0,05	74	67,0	-0,01	70	56,0	0,00	74	51,0	0,04	70	35,0	0,08	71	6,0			
0,92	70	45,0	-1,30	60	69,0	0,36	48	11,0	0,02	69	45,0	0,13	70	16,0	-0,03	66	63,0	0,08	71	83,0	0,28	66	0,5	0,08	66	7,0			
2,34	71	35,0	2,90	64	16,0	-0,36	59	91,0	0,01	75	49,0	0,01	76	47,0	-0,05	69	71,0	0,04	72	67,0	0,08	67	22,0	0,09	73	5,0			
2,44	87	34,0	-0,35	82	57,0	0,07	77	42,0	0,10	87	23,0	0,08	88	27,0	0,12	86	15,0	0,22	88	99,0	-0,05	85	69,0	0,10	86	3,0			
-1,04	57	60,0	5,25	45	3,0	-0,72	37	99,0	0,02	57	47,0	0,04	58	40,0	0,04	57	37,0	0,08	59	84,0	-0,19	53	97,0	0,08	54	6,0			
9,33	72	4,0	3,80	61	9,0	0,31	60	15,0	0,08	71	29,0	0,16	72	10,0	0,16	69	8,0	0,16	72	97,0	0,06	68	28,0	0,10	68	3,0			
2,72	78	32,0	-1,39	70	71,0	0,84	68	0,5	0,20	77	6,0	0,07	79	30,0	0,19	77	4,0	0,11	79	92,0	-0,03	74	63,0	0,09	75	6,0			
-0,17	53	54,0	0,88	44	39,0	0,29	39	17,0	0,06	52	34,0	-0,05	54	66,0	0,03	52	42,0	0,07	54	80,0	0,01	46	49,0	0,03	48	26,0			
6,12	54	13,0	6,28	40	1,0	0,34	27	12,0	0,24	52	4,0	0,00	54	51,0	0,21	52	3,0	0,15	54	97,0	0,17	47	5,0	0,06	48	11,0			
6,32	65	12,0	0,75	56	41,0	0,42	41	7,0	-0,02	65	57,0	0,06	67	34,0	0,05	63	33,0	0,07	66	79,0	-0,05	60	68,0	-0,04	62	79,0			
21,12	47	0,1	4,84	32	5,0	0,66	28	1,0	0,11	46	22,0	0,06	47	32,0	0,03	44	40,0	0,15	47	97,0	0,01	43	46,0	0,04	45	21,0			
-5,32	49	86,0	1,22	41	35,0	-0,27	35	84,0	0,01	49	49,0	-0,25	51	98,0	-0,12	49	88,0	-0,09	52	13,0	-0,01	42	53,0	0,04	43	21,0			
14,82	83	0,5	8,53	76	0,5	1,36	73	0,1	0,42	82	0,1	-0,02	83	57,0	0,39	82	0,1	0,08	83	83,0	0,06	80	30,0	0,06	81	12,0			
0,42	51	49,0	0,95	44	38,0	0,06	29	43,0	-0,19	53	94,0	0,02	54	45,0	-0,16	53	94,0	-0,08	55	14,0	-0,05	48	68,0	-0,09	48	96,0			
10,10	47	3,0	4,90	22	4,0	0,24		21,0	0,22	45	5,0	0,03	46	40,0	0,12	47	15,0	0,09	47	86,0	-0,12	47	87,0	0,03	48	31,0			
5,13	69	17,0	3,77	60	10,0	0,52	54	4,0	0,13	69	17,0	0,13	70	16,0	0,09	68	23,0	0,00	71	48,0	0,24	65	1,0	0,10	66	3,0			
9,53	79	4,0	3,35	70	13,0	-0,49	62	96,0	0,18	78	8,0	0,20	79	5,0	0,13	75	13,0	0,31	78	99,0	0,04	75	35,0	0,02	76	39,0			
2,27	42	35,0	2,54	27	19,0	-0,21	22	78,0	0,06	39	33,0	-0,10	40	79,0	0,11	39	17,0	-0,01	39	46,0	0,04	38	36,0	-0,01	39	59,0			
9,71	55	3,0	4,80	41	5,0	0,57	33	3,0	0,21	53	6,0	0,24	55	3,0	0,02	54	46,0	0,19	56	99,0	-0,02	49	59,0	0,05	49	17,0			
-0,65	38	57,0	3,01	31	15,0	0,70	19	1,0	-0,03	39	61,0	0,11	41	19,0	0,24	32	2,0	-0,21	41	0,5	-0,08	34	79,0	-0,10	35	98,0			
31,56	42	0,1	15,70	25	0,1	1,70	26	0,1	0,51	40	0,1	0,16	41	10,0	0,52	42	0,1	0,13	42	94,0	-0,05	37	69,0	0,06	38	12,0			
9,84	76	3,0	4,54	68	6,0	0,81	62	0,5	0,18	76	9,0	0,08	77	27,0	0,15	75	9,0	0,11	77	91,0	-0,04	73	65,0	0,05	73	19,0			
-6,72	52	91,0	-1,41	45	71,0	-0,29	35	85,0	-0,08	53	75,0	0,01	54	48,0	-0,08	53	77,0	-0,09	55	12,0	-0,08	49	78,0	0,08	49	7,0			
11,03	76	2,0	6,48	67	1,0	0,84	63	0,5	0,35	75	0,5	-0,06	77	71,0	0,27	75	1,0	0,12	77	94,0	0,04	72	34,0	0,09	73	5,0			
9,42		4,0	3,94		9,0	0,29		16,0	0,24		4,0	0,17		9,0	0,28		1,0	0,12		92,0	0,17		5,0	0,10		3,0			
17,10		0,1	6,30		1,0	0,57		2,0	0,34		0,5	0,18		7,0	0,38		0,1	0,17		98,0	0,12		12,0	0,07		9,0			
9,29	41	4,0	5,62	20	3,0	0,26	14	19,0	0,20	39	6,0	0,07	39	31,0	0,12	41	14,0	0,00	40	49,0	-0,23	39	99,0	-0,01	40	62,0			
-1,12	74	61,0	-0,47	65	58,0	-0,01	53	53,0	0,00	74	52,0	-0,04	75	65,0	-0,08	73	79,0	0,05	75	72,0	-0,08	72	78,0	0,07	72	9,0			

BRAFORD TOUROS PAIS ORDENADOS POR NOME

Reg	Nome	Nasc.	Grau de Sangue	Livro	Rebanhos	Filhos Desmama	Filhos Sobreano	IQG	%	Peso ao Nascer			Peso à Desmama Materno			Peso à Desmama Direto			Total Materno	
										DEP	AC	%	DEPm	AC	%	DEPd	AC	%	DEP	%
										IA-B010	MARCAOJO A631 GRAN RICKY	1995	38	CCG	5	62	39	-0,3	61,0	0,80
IA-B019	MARCAOJO A867 CORCHITO	1996	38	CCG	8	301	182	-2,5	99,0	0,07	65	54,0	-6,93	70	99,0	-0,64	79	59,0	-7,25	99,0
IA-B030	MARCAOJO D2121 (VIRACHO)	2001	38	CCG	2	72	32	-0,4	64,0	0,78	62	95,0	3,52	49	5,0	-1,58	64	70,0	2,73	13,0
IA-B009	NELIUS SHAKA 38-8188 (SIDNEY)	1996	38	CCG	2	32	25	0,1	47,0	0,99	53	98,0	-0,65	54	62,0	2,29	62	26,0	0,49	43,0
IA-B018	NEW CORRY - MARCAOJO A1931	2000	38	CCG	9	118	65	-1,0	83,0	0,40	57	79,0	-4,26	64	98,0	1,81	69	31,0	-3,36	92,0
310978	NOVA AURORA 38-15002 (NATIVO)	2014	38	CCG	3	167	95	1,4	8,0	-0,42	63	18,0	-0,86	28	66,0	3,63	66	15,0	0,95	36,0
100037	NOVA AURORA 38-5088 COPERIO	2004	38	CCG	14	225	171	-0,7	75,0	0,51	73	85,0	-2,98	63	92,0	2,48	76	25,0	-1,74	77,0
104149	NOVA AURORA ANJO DA GUARDA 38-5966 PAJÉ	2005	38	CCG	2	107	53	-0,8	78,0	-0,35	68	22,0	-0,68	46	63,0	-0,61	69	59,0	-0,98	67,0
127419	NOVA AURORA ANJO DA GUARDA 38-6956	2006	38	CCG	2	27	14	0,1	44,0	0,42	45	80,0	-0,58	27	61,0	1,32	47	36,0	0,08	50,0
126727	NOVA AURORA ANJO DA GUARDA 38-7672	2007	38	CCG	2	93	73	0,0	52,0	0,54	42	87,0	-3,85	51	97,0	5,40	65	6,0	-1,15	69,0
138522	NOVA AURORA ANJO DA GUARDA 38-9744	2009	38	CCG	2	95	57	1,1	13,0	0,34	60	75,0	-4,87	44	99,0	8,01	66	1,0	-0,87	65,0
63910	NOVA ESPERANCA 38-409 (MAULA)	2000	38	CCG	6	215	85	-0,4	65,0	0,63	75	90,0	-6,03	72	99,0	4,83	77	8,0	-3,62	94,0
24488	ORDEM 38-R337 (RED BULL)	1995	38	CCG	6	103	68	-0,2	58,0	0,74	68	94,0	-4,71	64	99,0	1,85	70	31,0	-3,78	95,0
IA-B062	ORIGENES L3547 ALONE TE	2016	38	CCG	5	38	0	-0,7	74,0	-1,07	57	1,0	-0,61	11	61,0	-0,87	47	62,0	-1,05	68,0
5920	PAMPIANO 38-1220 (SECRETARIO)	1992	38	CCG	2	45	20	-0,8	78,0	-0,17	57	35,0	-2,17	54	85,0	1,36	57	36,0	-1,49	74,0
15721	PAMPIANO 38-1544 (GURI)	1993	38	PS	7	174	133	-1,0	83,0	-0,30	72	26,0	-0,91	68	67,0	-1,49	75	69,0	-1,65	76,0
36500	PAMPIANO 38-3666 (SEPE)	1996	38	CCG	16	778	489	-0,1	55,0	0,51	80	85,0	-4,02	83	97,0	4,55	85	10,0	-1,74	78,0
68245	PAMPIANO 38-A160 (MARAGATO)	1998	38	CCG	4	58	34	-0,8	79,0	-0,75	66	5,0	-2,37	68	87,0	1,55	64	34,0	-1,59	76,0
58734	PAMPIANO 38-A198 (CASA NOVA)	1998	38	PS	21	468	276	0,1	44,0	0,24	79	68,0	5,00	77	1,0	-0,31	82	56,0	4,84	2,0
81802	PAMPIANO DO SOSSEGO 38-2069	2002	38	CCG	3	699	351	-0,4	67,0	-0,05	83	45,0	3,20	70	6,0	-5,00	84	94,0	0,71	39,0
129847	PAMPIANO DO SOSSEGO 38-B6972	2007	38	CCG	2	109	52	-0,3	60,0	0,33	67	74,0	1,35	46	26,0	-1,18	69	66,0	0,76	39,0
129893	PAMPIANO DO SOSSEGO 38-B6991 PINOT NOIR	2007	38	CCG	3	31	26	-0,9	81,0	0,39	47	79,0	-2,77	43	91,0	1,40	53	36,0	-2,07	81,0
217601	PAMPIANO DO SOSSEGO 38-FIV023 CORINGA	2013	38	CCG	17	663	376	0,7	24,0	0,58	79	88,0	-0,46	55	59,0	3,12	84	19,0	1,10	33,0
252092	PAMPIANO DO SOSSEGO 38-FIVJ291 SAPUCAY	2014	38	CCG	7	174	32	0,3	38,0	0,18	63	63,0	-1,07	26	69,0	2,16	70	28,0	0,01	51,0
129846	PAMPIANO DO SOSSEGO 38-TE B7020	2007	38	CCG	5	189	98	1,4	8,0	0,23	73	67,0	-2,14	50	85,0	5,51	74	6,0	0,62	41,0
245929	PAMPIANO DO SOSSEGO 38-TEJ013 CANHÃO	2014	38	CCG	5	175	121	-0,5	68,0	-0,15	71	37,0	-0,64	39	62,0	-1,39	74	68,0	-1,34	72,0
271719	PAMPIANO DO SOSSEGO 38-TEK008 MANO LIMA	2015	38	CCG	7	292	190	1,5	7,0	0,79	74	95,0	3,99	27	3,0	2,65	76	23,0	5,32	1,0
187132	PAMPIANO DO SOSSEGO FIV 38-H260	2012	38	CCG	2	326	185	1,1	14,0	0,50	78	85,0	5,30	45	1,0	1,78	79	32,0	6,19	1,0
185017	PAMPIANO DO SOSSEGO TE 38-G001	2011	38	CCG	4	133	72	0,1	45,0	0,00	71	48,0	1,63	39	22,0	-2,50	72	79,0	0,38	45,0
187243	PAMPIANO DO SOSSEGO TE 38-G025 IMPERADOR	2011	38	CCG	3	63	40	0,9	19,0	-0,50	61	14,0	3,47	34	5,0	-0,64	64	59,0	3,15	10,0

Peso ao Sobreano			Ganho Pós-Desmama			Perímetro Escrotal ao Sobreano			Musculatura			Estatura			Estrutura Corporal			Umbigo / Prepúcio			Pigmentação Ocular			Racial					
DEP	AC	%	DEP	AC	%	DEP	AC	%	DEP	AC	%	DEP	AC	%	DEP	AC	%	DEP	AC	%	DEP	AC	%	DEP	AC	%	DEP	AC	%
0,11	58	51,0	-1,23	51	69,0	-0,07	38	62,0	0,08	60	29,0	-0,02	62	56,0	0,13	60	12,0	0,06	62	76,0	-0,11	56	85,0	0,06	57	12,0			
-7,56	78	94,0	-6,96	70	99,0	-0,36	58	90,0	0,06	77	33,0	-0,22	79	96,0	-0,01	77	57,0	-0,03	79	33,0	-0,16	75	94,0	0,09	76	4,0			
-1,85	62	66,0	0,40	49	46,0	-0,84	36	99,0	-0,13	62	87,0	0,11	63	19,0	-0,02	59	58,0	0,19	63	99,0	0,13	59	11,0	0,12	59	1,0			
0,53	62	48,0	-2,21	57	80,0	0,32	52	14,0	0,13	62	16,0	0,10	63	21,0	0,14	59	11,0	-0,07	63	19,0	0,02	59	44,0	0,13	60	1,0			
0,06	69	52,0	-0,94	61	65,0	-0,12	53	68,0	-0,04	70	64,0	-0,16	72	91,0	0,01	70	50,0	-0,10	71	10,0	-0,07	68	75,0	0,07	68	11,0			
7,36	64	9,0	4,07	52	8,0	1,01	30	0,1	0,27	62	2,0	0,18	64	8,0	0,24	62	2,0	0,15	64	97,0	0,19	59	4,0	0,03	59	32,0			
-1,91	76	67,0	-4,06	68	93,0	0,01	61	50,0	0,09	76	26,0	-0,03	77	60,0	0,07	74	28,0	0,09	77	87,0	0,06	73	29,0	0,00	73	52,0			
-2,09	66	68,0	-0,85	54	64,0	-0,61	43	99,0	0,00	65	53,0	0,08	67	26,0	0,02	65	47,0	0,08	67	85,0	-0,07	62	76,0	-0,06	63	90,0			
0,95	44	45,0	0,25	31	48,0	0,29	16	17,0	0,00	42	52,0	-0,01	44	56,0	0,04	44	39,0	0,20	44	99,0	-0,06	38	72,0	0,02	39	36,0			
2,19	66	36,0	-2,34	57	81,0	0,44	50	7,0	0,08	66	30,0	-0,01	68	56,0	0,17	65	7,0	0,17	68	98,0	-0,01	62	55,0	0,09	62	5,0			
12,54	65	1,0	4,90	54	4,0	0,74	42	0,5	0,33	64	1,0	0,33	66	0,5	0,48	64	0,1	0,17	66	98,0	-0,04	61	66,0	0,03	61	28,0			
7,30	76	9,0	2,58	68	19,0	-0,31	63	87,0	0,00	76	51,0	0,11	77	20,0	0,01	76	49,0	0,01	77	54,0	0,05	74	31,0	0,01	74	43,0			
4,28	70	22,0	3,52	63	11,0	0,09	55	39,0	-0,03	71	61,0	0,02	72	45,0	0,01	71	48,0	-0,11	72	7,0	0,08	68	22,0	0,02	69	35,0			
-1,62		64,0	-1,37		70,0	-0,02		55,0	0,00		54,0	-0,20		95,0	0,06		30,0	0,06		75,0	-0,03		60,0	0,00		51,0			
2,29	58	35,0	-0,22	49	55,0	-0,42	40	94,0	-0,11	60	82,0	-0,18	62	93,0	-0,08	60	79,0	0,07	62	81,0	0,00	56	50,0	-0,10	57	97,0			
-4,43	75	82,0	-2,51	68	83,0	-0,01	58	53,0	-0,10	76	79,0	-0,10	77	79,0	-0,07	75	76,0	0,17	77	98,0	0,07	73	25,0	-0,01	73	57,0			
5,62	85	15,0	1,62	82	30,0	-0,42	76	93,0	0,09	86	26,0	0,06	87	31,0	0,02	85	44,0	0,03	86	64,0	0,04	84	35,0	0,06	85	15,0			
-1,43	66	63,0	-1,73	65	75,0	-0,59	61	98,0	0,03	75	43,0	0,04	76	38,0	0,01	67	47,0	-0,01	70	44,0	0,04	66	34,0	0,06	73	14,0			
-2,96	82	74,0	-3,09	76	87,0	0,02	71	49,0	-0,10	82	79,0	0,07	83	28,0	-0,03	81	64,0	-0,11	83	8,0	-0,15	80	92,0	0,04	80	22,0			
-8,11	81	95,0	-2,43	73	82,0	0,03	63	48,0	0,10	80	23,0	-0,09	81	78,0	0,11	79	18,0	0,08	81	85,0	0,17	78	5,0	0,03	79	27,0			
-5,38	66	86,0	-2,73	53	85,0	0,03	36	48,0	0,16	64	12,0	-0,08	66	74,0	0,14	64	11,0	0,05	66	73,0	-0,07	63	76,0	-0,01	63	62,0			
2,30	54	35,0	1,36	46	33,0	-0,96	37	99,0	-0,12	54	84,0	0,08	55	28,0	-0,08	45	78,0	0,08	52	84,0	0,04	49	37,0	0,06	50	12,0			
4,10	81	23,0	1,03	73	37,0	0,27	67	18,0	0,14	80	15,0	0,00	82	50,0	0,18	77	5,0	0,07	82	80,0	-0,04	79	64,0	0,04	79	26,0			
3,43	63	27,0	2,80	47	17,0	-0,02	42	54,0	0,05	61	36,0	-0,07	62	72,0	0,05	61	33,0	0,09	63	87,0	0,02	60	42,0	-0,01	61	60,0			
14,10	71	0,5	10,05	60	0,1	-0,39	55	92,0	0,34	70	0,5	0,27	72	2,0	0,24	70	1,0	0,09	72	86,0	0,13	68	11,0	0,11	69	2,0			
-2,78	73	72,0	-0,06	63	53,0	0,34	53	12,0	-0,09	71	79,0	-0,11	73	82,0	-0,03	71	62,0	0,08	73	84,0	-0,01	68	54,0	-0,03	68	72,0			
2,88	75	31,0	1,04	65	37,0	0,70	57	1,0	0,13	74	17,0	-0,01	75	55,0	0,19	73	4,0	0,19	73	99,0	0,07	70	27,0	0,05	71	19,0			
0,35	77	50,0	-1,07	67	67,0	0,54	63	3,0	0,03	76	42,0	-0,07	77	73,0	0,08	75	25,0	0,10	77	89,0	-0,17	73	95,0	-0,05	74	86,0			
-2,02	69	67,0	1,50	58	31,0	0,14	52	33,0	0,05	68	38,0	-0,03	69	62,0	0,08	68	24,0	-0,04	69	32,0	0,02	65	45,0	0,01	66	46,0			
1,03	63	44,0	1,80	52	27,0	0,36	39	11,0	0,15	62	14,0	0,13	63	15,0	0,16	62	8,0	-0,03	64	34,0	0,03	58	40,0	-0,04	58	80,0			

BRAFORD TOUROS PAIS ORDENADOS POR NOME

Reg	Nome	Nasc.	Grau de Sangue	Livro	Rebanhos	Filhos Desmama	Filhos Sobreano	IQG	%	Peso ao Nascer			Peso à Desmama Materno			Peso à Desmama Direto			Total Materno	
										DEP	AC	%	DEPm	AC	%	DEPd	AC	%	DEP	%
187039	PAMPIANO DO SOSSEGO TE 38-H012 ÍNDIO	2012	38	CCG	11	574	381	-1,5	94,0	0,13	81	59,0	-0,98	60	68,0	-6,09	82	97,0	-4,03	96,0
73647	PITANGUEIRA 38-A252 (BIG BROTHER)	2001	38	CCG	50	1105	675	0,1	47,0	1,44	88	99,0	-4,05	84	97,0	4,54	89	10,0	-1,78	78,0
82160	PITANGUEIRA 38-B2049 (CPI DA PIT)	2002	38	CCG	6	188	64	-0,4	67,0	-1,05	71	1,0	3,85	47	3,0	-6,33	73	97,0	0,68	40,0
81719	PITANGUEIRA 38-B859 PITOCO	2002	38	CCG	5	38	25	-0,7	77,0	0,10	43	57,0	-3,92	53	97,0	4,42	53	10,0	-1,71	77,0
94615	PITANGUEIRA 38-D195 CARA PALIDA	2004	38	CCG	4	137	77	0,7	24,0	0,64	71	90,0	1,73	48	20,0	1,20	73	38,0	2,33	17,0
94906	PITANGUEIRA 38-D300	2004	38	CCG	3	24	12	0,3	39,0	0,39	45	78,0	2,04	31	16,0	-0,37	45	56,0	1,86	23,0
99300	PITANGUEIRA 38-E153	2005	38	CCG	2	35	25	0,7	24,0	-0,35	51	22,0	0,67	28	37,0	0,93	52	41,0	1,14	33,0
99302	PITANGUEIRA 38-E164 BARÃO	2005	38	CCG	11	74	67	0,4	35,0	0,67	55	92,0	-2,21	47	85,0	3,44	65	16,0	-0,49	59,0
110340	PITANGUEIRA 38-F669 VINTAGE	2006	38	CCG	6	77	32	0,8	22,0	0,12	48	59,0	-2,87	57	91,0	9,24	64	0,5	1,75	24,0
127220	PITANGUEIRA 38-G498	2007	38	CCG	3	86	70	-0,1	55,0	-0,09	25	41,0	-0,51	35	59,0	1,10	65	39,0	0,04	50,0
138929	PITANGUEIRA 38-H161 TIPO	2008	38	CCG	7	64	39	-0,4	65,0	-0,33	50	24,0	-4,32	42	98,0	-1,50	62	69,0	-5,07	98,0
138674	PITANGUEIRA 38-H737 (DON ANTONIO)	2008	38	CCG	2	55	30	1,5	7,0	0,82	59	95,0	2,49	25	12,0	0,63	57	44,0	2,81	13,0
149420	PITANGUEIRA 38-I214 (BITREM)	2009	38	CCG	21	1251	892	0,6	27,0	0,73	75	93,0	3,29	72	6,0	2,35	83	26,0	4,46	3,0
159269	PITANGUEIRA 38-I323 (BIG BEN)	2009	38	CCG	12	196	161	-1,8	96,0	0,39	69	79,0	-3,82	44	97,0	1,55	72	34,0	-3,04	90,0
149410	PITANGUEIRA 38-I408 (DON PEDRITO)	2009	38	CCG	8	130	100	-1,0	83,0	-0,28	69	27,0	-2,88	49	91,0	0,98	70	40,0	-2,38	85,0
178830	PITANGUEIRA 38-J164 CORONEL	2010	38	CCG	3	45	28	0,7	23,0	0,14	58	60,0	2,36	27	13,0	0,29	54	48,0	2,51	15,0
201758	PITANGUEIRA 38-K96	2011	38	CCG	2	46	17	0,5	32,0	-0,13	46	38,0	3,99	20	3,0	-1,61	49	70,0	3,19	10,0
198949	PITANGUEIRA 38-L140 CAPATAZ	2012	38	CCG	16	107	50	0,3	37,0	0,44	77	81,0	-1,13	39	70,0	5,50	65	6,0	1,62	26,0
286147	PITANGUEIRA 38-TEN5005 SAFADÃO	2014	38	CCG	6	93	38	-0,1	52,0	-0,72	51	6,0	-0,75	26	64,0	0,99	62	40,0	-0,25	55,0
181794	PITANGUEIRA BIG BANG 38-TEJ3023	2010	38	CCG	2	52	47	0,5	31,0	-0,11	45	40,0	-2,60	28	89,0	4,54	55	10,0	-0,34	57,0
159716	PITANGUEIRA TE 38-J17	2010	38	CCG	4	99	58	-0,9	81,0	0,19	53	65,0	-0,74	43	64,0	-1,46	65	69,0	-1,47	74,0
94471	R.S.V. RAMBO 38 Z 09/04 38-8458	2004	38	CCG	3	186	92	0,5	32,0	0,53	73	86,0	0,30	49	44,0	1,94	73	30,0	1,28	31,0
IA-B043	RANCHO 316 T/E MAGNO	2007	38	CCG	28	1244	860	2,4	1,0	-0,27	84	27,0	2,41	73	12,0	4,66	88	9,0	4,74	3,0
IA-B044	RANCHO 626 - T/E BOOMERANG	2010	38	CCG	25	235	162	-1,1	86,0	0,30	72	72,0	-4,06	53	97,0	-2,82	78	81,0	-5,46	99,0
IA-B045	RANCHO 906 T/E X-BULL	2012	38	CCG	44	1289	983	-0,6	71,0	-0,54	85	12,0	-4,99	72	99,0	1,39	87	36,0	-4,30	97,0
IA-B063	RANCHO 936 TE MAGICO	2012	38	CCG	10	41	9	1,8	4,0	-1,79	64	0,1	-2,83	15	91,0	11,13	48	0,1	2,73	13,0
303292	RFIGURA 38-TE5033 RF	2016	38	CCG	2	21	0	1,4	9,0	-0,12	44	39,0	2,77	27	9,0	1,66	46	33,0	3,59	7,0
204745	RIO NEGRO 38-2055	2012	38	CCG	5	147	104	-1,2	88,0	-0,13	67	38,0	-11,67	41	99,0	5,94	68	4,0	-8,71	99,0
124772	RKK 38-1630	2006	38	CCG	2	44	21	-3,5	99,0	-0,40	24	19,0	-1,94	31	82,0	-12,41	50	99,0	-8,15	99,0
112293	RKK 38-1635	2006	38	CCG	3	83	34	0,3	40,0	0,53	30	86,0	3,82	36	3,0	-3,71	59	88,0	1,96	21,0

Peso ao Sobreano			Ganho Pós-Desmama			Perímetro Escrotal ao Sobreano			Musculatura			Estatura			Estrutura Corporal			Umbigo / Prepúcio			Pigmentação Ocular			Racial					
DEP	AC	%	DEP	AC	%	DEP	AC	%	DEP	AC	%	DEP	AC	%	DEP	AC	%	DEP	AC	%	DEP	AC	%	DEP	AC	%	DEP	AC	%
-9,07	81	97,0	-3,51	73	90,0	-0,26	64	83,0	0,08	80	29,0	-0,12	81	84,0	0,03	79	43,0	-0,06	81	23,0	-0,07	77	74,0	-0,05	78	83,0			
5,69	88	15,0	1,95	84	26,0	0,12	81	35,0	0,04	88	40,0	0,09	89	25,0	0,00	88	51,0	0,07	89	81,0	0,12	87	12,0	-0,04	87	77,0			
-7,33	68	93,0	-0,76	54	62,0	0,52	44	4,0	-0,15	67	90,0	-0,15	68	89,0	-0,03	67	63,0	0,05	69	74,0	0,06	65	30,0	-0,09	66	96,0			
0,37	55	49,0	-3,27	49	89,0	-0,42	41	93,0	0,08	60	28,0	-0,06	62	70,0	-0,07	57	75,0	0,10	62	90,0	-0,10	57	83,0	-0,02	57	64,0			
2,34	71	35,0	1,64	60	29,0	0,51	52	4,0	0,03	70	44,0	0,13	71	16,0	0,12	69	14,0	0,21	71	99,0	-0,14	67	92,0	-0,04	67	79,0			
-0,59	43	57,0	2,22	31	23,0	-0,04	21	57,0	-0,05	43	69,0	0,04	45	37,0	0,01	43	48,0	0,05	46	73,0	-0,08	40	78,0	0,11	41	2,0			
2,68	51	32,0	3,92	39	9,0	0,34	31	12,0	0,18	50	9,0	0,23	52	3,0	0,24	51	1,0	0,05	52	74,0	0,04	45	35,0	0,13	46	1,0			
4,63	65	20,0	2,01	55	25,0	0,37	49	10,0	0,09	65	26,0	0,11	67	19,0	0,02	63	45,0	0,18	67	99,0	0,08	62	22,0	-0,08	62	95,0			
9,41	63	4,0	0,41	52	46,0	0,06	44	43,0	0,16	64	12,0	0,10	65	22,0	0,04	64	38,0	-0,04	65	31,0	-0,11	61	85,0	0,07	61	9,0			
1,61	65	40,0	0,23	54	48,0	-0,33	43	89,0	0,11	64	20,0	-0,13	66	86,0	0,04	64	39,0	-0,08	66	14,0	-0,08	59	78,0	-0,03	60	72,0			
1,16	61	43,0	3,21	50	14,0	0,38	34	9,0	0,05	60	38,0	-0,05	61	68,0	0,02	60	47,0	0,01	62	55,0	-0,03	55	62,0	0,03	56	27,0			
4,70	55	20,0	6,59	43	1,0	0,55	38	3,0	0,07	54	33,0	0,02	55	45,0	0,14	54	12,0	0,08	56	85,0	0,00	49	51,0	0,04	50	24,0			
0,59	82	48,0	-1,46	76	71,0	0,17	72	28,0	-0,01	82	56,0	0,02	83	44,0	0,03	79	42,0	0,03	82	64,0	0,10	79	17,0	0,04	80	24,0			
-4,42	73	82,0	-5,49	63	98,0	-0,99	57	99,0	0,01	71	48,0	0,10	73	21,0	-0,06	70	73,0	-0,01	73	46,0	-0,03	67	61,0	0,03	68	32,0			
-2,44	70	70,0	-2,71	60	84,0	-0,01	54	53,0	-0,10	69	81,0	0,04	71	39,0	-0,11	69	86,0	0,04	71	68,0	0,09	65	21,0	0,06	66	15,0			
2,87	52	31,0	4,25	40	7,0	-0,02	35	54,0	0,02	51	45,0	0,10	53	21,0	0,07	52	27,0	-0,09	54	13,0	0,05	47	32,0	0,07	47	9,0			
-0,24	44	54,0	1,58	28	30,0	0,25	9	20,0	-0,08	42	75,0	0,10	43	21,0	-0,06	43	72,0	0,01	44	56,0	0,02	39	42,0	-0,21	40	99,0			
6,50	62	12,0	0,15	50	50,0	-0,04	47	57,0	-0,06	62	69,0	-0,07	64	71,0	0,00	61	52,0	0,01	63	55,0	-0,12	59	87,0	0,07	60	8,0			
2,22	58	36,0	1,24	43	34,0	-0,06	37	60,0	-0,01	56	55,0	0,11	57	20,0	-0,05	49	70,0	0,00	54	50,0	-0,11	53	87,0	0,03	54	31,0			
7,19	55	9,0	4,38	45	6,0	0,01	38	50,0	0,10	54	23,0	0,17	56	10,0	-0,04	54	65,0	0,09	56	87,0	0,00	49	49,0	0,04	49	24,0			
-3,68	63	78,0	-2,07	52	78,0	0,10	46	38,0	-0,22	62	96,0	-0,03	64	60,0	0,09	43	21,0	-0,04	64	31,0	-0,19	58	96,0	0,05	59	18,0			
4,77	70	19,0	4,30	58	7,0	-0,41	43	93,0	0,03	69	42,0	0,07	71	29,0	0,05	69	34,0	-0,14	71	3,0	-0,02	67	57,0	0,01	68	41,0			
10,59	87	2,0	6,41	82	1,0	0,83	79	0,5	0,24	86	3,0	-0,05	87	66,0	0,30	86	0,5	0,37	87	99,0	0,04	85	36,0	0,11	85	2,0			
-2,44	77	70,0	0,43	68	46,0	0,00	59	52,0	0,08	76	29,0	-0,13	77	87,0	0,07	74	27,0	0,08	77	84,0	0,12	73	13,0	-0,01	73	62,0			
-0,19	87	54,0	-1,35	82	70,0	0,33	79	13,0	0,22	87	4,0	-0,12	88	84,0	0,16	86	8,0	0,03	88	62,0	-0,02	85	58,0	0,08	85	6,0			
13,79	40	0,5	3,18	23	14,0	0,39	17	9,0	0,28	38	1,0	0,00	38	52,0	0,30	40	0,5	0,13	39	95,0	0,11	37	15,0	0,11	38	2,0			
3,71		26,0	2,69		18,0	0,60		2,0	0,13	37	16,0	0,01	37	49,0	0,19	39	5,0	0,05	37	71,0	0,02	37	42,0	0,00	38	50,0			
7,60	68	8,0	2,88	57	16,0	-0,07	53	62,0	-0,08	67	75,0	0,11	69	20,0	-0,05	67	71,0	-0,01	69	44,0	-0,23	63	99,0	-0,01	64	57,0			
-19,82	48	99,0	-7,93	36	99,0	-0,58	26	98,0	-0,26	45	98,0	-0,01	46	55,0	-0,16	43	94,0	0,07	42	80,0	-0,21	39	98,0	0,03	43	27,0			
-6,24	55	90,0	-2,43	41	82,0	0,98	34	0,1	0,06	52	34,0	-0,08	54	74,0	0,15	49	9,0	0,05	49	74,0	-0,38	43	99,0	-0,05	51	84,0			

BRAFORD TOUROS PAIS ORDENADOS POR NOME

Reg	Nome	Nasc.	Grau de Sangue	Livro	Rebanhos	Filhos Desmama	Filhos Sobreano	IQG	%	Peso ao Nascer			Peso à Desmama Materno			Peso à Desmama Direto			Total Materno	
										DEP	AC	%	DEPm	AC	%	DEPd	AC	%	DEP	%
										124774	RKK 38-1643	2006	38	CCG	2	24	21	0,5	31,0	1,06
155735	RKK 38-1902	2008	38	CCG	3	102	34	0,6	26,0	1,10	52	99,0	-4,92	30	99,0	6,27	61	3,0	-1,79	78,0
169772	RKK 38-2068	2010	38	CCG	2	35	20	-0,5	68,0	0,11	46	58,0	-1,75	23	80,0	-2,23	51	76,0	-2,86	89,0
169773	RKK 38-2077	2010	38	CCG	2	30	20	-1,1	87,0	0,02	21	50,0	-6,51	23	99,0	-0,21	41	54,0	-6,61	99,0
169781	RKK 38-2109	2010	38	CCG	2	44	38	-0,8	79,0	0,32	24	74,0	5,30	27	1,0	-6,12	53	97,0	2,24	18,0
97036	SANTA ANA 38-4053 (PIRATA)	2004	38	CCG	3	37	19	-0,1	54,0	-0,05	53	45,0	2,66	37	10,0	-1,33	55	67,0	2,00	21,0
168042	SANTA ANA 38-0163 DJOCKO	2010	38	CCG	12	198	149	0,6	28,0	0,16	75	62,0	-1,48	55	76,0	2,57	76	24,0	-0,20	54,0
161253	SANTA ANA 38-0347 PACO	2010	38	CCG	5	117	57	0,7	23,0	0,49	68	84,0	-0,64	42	62,0	2,48	70	24,0	0,60	41,0
102687	SANTA ANA 38-6315	2006	38	CCG	3	104	63	0,2	43,0	1,01	67	98,0	3,22	42	6,0	0,90	68	41,0	3,67	7,0
126711	SANTA ANA 38-7251	2007	38	CCG	2	104	82	0,1	44,0	-1,23	64	0,5	2,33	48	13,0	-3,23	66	84,0	0,72	39,0
137252	SANTA ANA 38-7585 TOP 10	2007	38	CCG	14	205	116	-1,1	87,0	1,12	75	99,0	-3,60	55	96,0	-1,25	77	66,0	-4,22	96,0
139119	SANTA ANA 38-8185 CADUCO	2008	38	CCG	7	158	95	-1,0	83,0	-0,99	69	2,0	-1,75	50	80,0	-3,30	73	85,0	-3,40	93,0
139117	SANTA ANA 38-8211	2008	38	CCG	7	160	104	1,1	14,0	-0,64	72	9,0	3,83	55	3,0	-1,72	74	71,0	2,98	11,0
144908	SANTA ANA 38-8221	2008	38	CCG	2	124	107	0,4	33,0	-0,89	70	3,0	3,65	50	4,0	2,45	70	25,0	4,87	2,0
139123	SANTA ANA 38-8373	2008	38	CCG	2	28	13	0,3	39,0	0,68	49	92,0	-1,78	27	80,0	4,38	52	10,0	0,41	44,0
151274	SANTA ANA 38-9221 MONEY	2009	38	CCG	8	85	40	-0,4	64,0	-0,25	65	29,0	0,37	43	43,0	0,35	67	48,0	0,55	42,0
155526	SANTA ANA 38-9305	2009	38	CCG	3	126	97	0,6	29,0	-0,95	66	2,0	-1,80	42	80,0	2,56	69	24,0	-0,52	60,0
150375	SANTA ANA 9243	2009	38	CCG	2	44	20	-0,4	64,0	-0,26	56	28,0	-2,28	33	86,0	0,53	58	46,0	-2,01	81,0
165849	SANTA ANA TE38-0007 (FILÉ)	2010	38	CCG	4	65	32	0,1	46,0	-0,23	54	30,0	1,27	42	27,0	-2,72	64	80,0	-0,09	53,0
210371	SANTA CARMEN P.B. 38-2501	2012	38	CCG	2	102	52	0,8	22,0	0,00	58	49,0	3,67	36	4,0	0,55	62	45,0	3,95	5,0
320911	SANTA GERTRUDES 38-1068	2017	38	CCG	2	22	8	1,4	9,0	0,17	32	63,0	-3,49	22	95,0	7,32	42	2,0	0,17	48,0
320902	SANTA GERTRUDES 38-1148 VERMOUHT	2017	38	CCG	3	24	8	2,0	2,0	0,89	46	97,0	-1,73	24	79,0	6,79	45	2,0	1,67	25,0
320925	SANTA GERTRUDES 38-1203 DOBLE ANCHO	2017	38	CCG	2	128	66	2,4	1,0	0,50	16	85,0	-2,71	21	90,0	9,85	65	0,5	2,21	18,0
272787	SANTA HELENA 38-FIV1061 ADAMASTOR	2014	38	CCG	3	55	51	3,1	0,5	0,17	54	63,0	0,98	30	32,0	9,73	58	0,5	5,85	1,0
262493	SANTA HELENA 38-TE1044 PUNTO FINAL	2014	38	CCG	13	162	117	-0,9	82,0	0,09	65	57,0	-0,84	29	65,0	-2,18	70	76,0	-1,93	80,0
135537	SANTA PRENDA 38-1027 VERMELHO 27	2007	38	CCG	11	1201	924	-1,2	88,0	-0,27	79	28,0	-5,18	73	99,0	1,29	82	37,0	-4,53	97,0
271090	SANTA PRENDA 38-S064 SELETO	2015	38	CCG	2	294	235	-0,7	77,0	0,33	60	75,0	-4,18	36	98,0	2,70	73	22,0	-2,83	89,0
207506	SANTA RITA 12-T227	2012	12	CCG	2	84	37	-0,8	80,0	-0,14	51	37,0	-1,88	35	81,0	0,99	63	40,0	-1,39	73,0
207484	SANTA RITA 38-T165	2012	38	CCG	3	70	41	0,6	27,0	-0,35	46	22,0	-2,96	39	92,0	5,69	49	5,0	-0,11	53,0
143119	SANTA TEREZA 38-DI369 MONTREAL	2008	38	CCG	7	74	78	2,4	1,0	1,25	58	99,0	-0,89	45	66,0	9,59	64	0,5	3,90	5,0

Peso ao Sobreano			Ganho Pós-Desmama			Perímetro Escrotal ao Sobreano			Musculatura			Estatura			Estrutura Corporal			Umbigo / Prepúcio			Pigmentação Ocular			Racial					
DEP	AC	%	DEP	AC	%	DEP	AC	%	DEP	AC	%	DEP	AC	%	DEP	AC	%	DEP	AC	%	DEP	AC	%	DEP	AC	%	DEP	AC	%
3,00	49	30,0	-3,34	42	89,0	0,46	36	5,0	-0,02	48	57,0	0,13	49	15,0	0,02	49	46,0	0,02	50	60,0	-0,30	43	99,0	0,02	44	39,0			
11,60	58	1,0	5,69	45	2,0	-0,14	40	70,0	0,23	56	4,0	0,19	57	7,0	0,23	55	2,0	0,02	56	60,0	0,05	50	33,0	0,05	54	19,0			
-1,55	50	64,0	1,14	40	36,0	-0,13	37	69,0	0,08	50	30,0	-0,02	52	57,0	0,04	48	37,0	0,06	49	77,0	-0,03	43	61,0	0,04	46	25,0			
1,72	40	39,0	1,68	31	29,0	-0,34	29	90,0	0,11	40	20,0	-0,18	42	93,0	0,02	37	45,0	-0,15	35	3,0	-0,12	32	89,0	0,09	36	5,0			
-7,65	54	94,0	-1,76	44	75,0	-0,27	40	84,0	-0,19	54	94,0	-0,24	56	98,0	0,10	30	19,0	-0,15	54	3,0	-0,24	46	99,0	-0,03	48	73,0			
-3,14	52	75,0	-0,98	41	65,0	0,01	26	50,0	-0,06	51	69,0	0,07	53	29,0	0,08	50	25,0	0,07	53	80,0	-0,13	47	90,0	-0,15	48	99,0			
3,11	75	29,0	0,62	66	43,0	0,72	61	1,0	0,14	75	15,0	0,03	76	41,0	0,09	74	21,0	0,10	76	89,0	0,03	72	40,0	0,00	72	51,0			
4,10	66	23,0	1,95	53	26,0	0,45	42	6,0	0,12	65	20,0	-0,01	66	55,0	0,06	63	32,0	-0,07	65	18,0	0,05	60	32,0	-0,05	63	82,0			
-2,15	66	68,0	-2,54	54	83,0	0,17	40	29,0	-0,01	65	57,0	0,10	67	22,0	-0,08	64	78,0	-0,04	66	29,0	-0,14	60	91,0	0,08	62	6,0			
-2,15	67	68,0	0,93	58	39,0	0,44	54	6,0	-0,01	66	55,0	0,09	68	25,0	-0,02	66	58,0	0,03	68	64,0	-0,26	62	99,0	-0,07	63	92,0			
-3,98	75	80,0	-2,40	66	82,0	0,33	59	13,0	-0,06	74	69,0	-0,11	76	81,0	-0,10	73	83,0	0,12	75	93,0	0,03	71	41,0	0,00	72	54,0			
-6,03	71	89,0	-1,84	60	76,0	0,31	49	15,0	-0,05	71	67,0	-0,02	73	59,0	0,07	71	28,0	0,08	73	84,0	-0,11	68	85,0	-0,06	68	87,0			
-0,62	72	57,0	2,19	63	23,0	0,98	55	0,1	0,01	72	48,0	0,00	73	50,0	0,00	71	51,0	0,02	73	59,0	0,14	68	8,0	0,11	69	2,0			
2,12	71	36,0	-0,42	62	58,0	-0,98	61	99,0	0,16	71	11,0	0,10	73	23,0	0,13	71	12,0	-0,27	73	0,1	-0,03	67	63,0	0,07	68	10,0			
6,63	50	11,0	0,17	38	49,0	0,27	33	18,0	-0,09	49	77,0	0,04	51	37,0	0,04	49	37,0	0,03	51	62,0	0,01	44	47,0	0,02	46	38,0			
-3,57	64	77,0	-4,62	52	95,0	-0,03	48	56,0	0,16	63	12,0	-0,04	64	63,0	0,08	63	24,0	0,05	64	74,0	0,22	60	2,0	0,12	61	1,0			
2,94	69	30,0	0,82	60	40,0	0,62	54	2,0	0,22	69	5,0	0,06	70	32,0	0,21	68	3,0	0,03	70	62,0	0,12	64	13,0	0,13	65	1,0			
1,39	54	42,0	1,95	40	26,0	-0,28	33	85,0	0,01	53	49,0	0,07	54	29,0	-0,01	53	54,0	0,23	54	99,0	0,38	49	0,1	0,01	50	43,0			
-1,63	61	65,0	0,38	50	46,0	0,09	48	39,0	0,25	60	3,0	0,14	62	13,0	0,14	61	11,0	0,49	62	99,0	0,46	57	0,1	-0,06	58	90,0			
1,41	59	41,0	1,79	46	28,0	-0,05	26	59,0	0,05	58	36,0	0,06	59	31,0	0,00	58	51,0	-0,15	60	2,0	0,04	54	36,0	0,07	55	11,0			
9,88	40	3,0	3,33	32	13,0	0,65	30	1,0	0,36	40	0,5	-0,07	42	72,0	0,12	41	15,0	-0,02	42	37,0	-0,05	35	68,0	0,06	36	12,0			
11,11	44	2,0	6,21	35	2,0	0,99	34	0,1	0,27	43	2,0	-0,04	45	63,0	0,22	44	2,0	0,02	46	61,0	0,02	39	41,0	0,08	40	6,0			
15,07	62	0,5	6,70	49	1,0	0,77	32	0,5	0,44	61	0,1	0,03	63	40,0	0,37	61	0,1	0,20	63	99,0	-0,14	57	91,0	0,00	58	54,0			
19,70	59	0,1	10,36	48	0,1	1,10	39	0,1	0,18	58	9,0	0,24	60	3,0	0,22	58	3,0	0,11	61	91,0	0,14	52	9,0	0,07	53	11,0			
-5,24	70	86,0	-2,56	60	83,0	-0,30	56	86,0	0,03	69	42,0	-0,03	71	60,0	-0,06	69	73,0	0,00	71	49,0	-0,04	65	67,0	0,08	66	6,0			
-0,34	81	55,0	-1,28	76	69,0	-0,59	68	98,0	0,07	81	32,0	-0,04	82	64,0	0,09	81	23,0	-0,03	82	35,0	-0,18	79	96,0	0,03	79	28,0			
-0,89	73	59,0	-3,22	63	88,0	-0,14	54	71,0	0,16	72	12,0	-0,05	73	66,0	0,04	71	39,0	0,07	74	82,0	-0,04	68	65,0	0,03	68	28,0			
0,18	58	51,0	-1,56	42	73,0	-0,33	22	89,0	-0,13	56	86,0	0,10	57	21,0	0,05	42	33,0	0,01	53	54,0	0,05	53	31,0	-0,25	54	99,0			
9,79	46	3,0	4,10	34	8,0	-0,01	24	54,0	0,04	44	39,0	0,09	45	24,0	0,02	45	46,0	0,07	45	82,0	-0,18	43	96,0	0,09	43	5,0			
16,76	65	0,1	7,66	57	0,5	0,79	53	0,5	0,30	64	1,0	0,26	66	2,0	-0,02	54	60,0	0,08	66	83,0	-0,02	60	56,0	0,11	61	2,0			

BRAFORD TOUROS PAIS ORDENADOS POR NOME

Reg	Nome	Nasc.	Grau de Sangue	Livro	Rebanhos	Filhos Desmama	Filhos Sobreano	IQG	%	Peso ao Nascer			Peso à Desmama Materno			Peso à Desmama Direto			Total Materno	
										DEP	AC	%	DEPm	AC	%	DEPd	AC	%	DEP	%
										197216	SANTA TEREZA 38-H2086 XEQUE-MATE	2012	38	CCG	8	107	86	0,9	19,0	0,52
194602	SANTA TEREZA 38-H2134 MARQUÊS	2012	38	CCG	12	119	56	2,3	1,0	1,97	63	99,0	-3,60	32	96,0	9,98	69	0,5	1,39	29,0
150372	SANTA TEREZA EI541	2009	38	CCG	4	75	56	0,8	23,0	0,24	57	68,0	1,34	43	26,0	5,54	64	5,0	4,11	5,0
149230	SAO BENTO 38-J085 METRALHA	2009	38	CCG	20	318	216	0,2	44,0	1,42	72	99,0	-2,38	60	87,0	3,26	79	18,0	-0,75	63,0
169595	SAO BENTO 38-K182	2010	38	CCG	2	177	119	0,1	44,0	0,52	38	86,0	-3,75	42	96,0	1,90	70	30,0	-2,80	88,0
159851	SAO BENTO 38-K379	2010	38	CCG	3	245	77	1,9	3,0	1,38	45	99,0	-3,81	50	97,0	7,23	75	2,0	-0,20	54,0
234193	SAO BENTO 38-M068 DINAMITE	2012	38	CCG	3	62	48	-0,4	66,0	0,76	46	94,0	-2,09	21	84,0	2,95	59	20,0	-0,62	61,0
189293	SAO BENTO 38-M213	2012	38	CCG	2	33	25	1,0	16,0	0,33	43	75,0	2,62	27	10,0	2,27	54	26,0	3,75	6,0
235987	SAO BENTO 38-PI35 FRONTERO	2013	38	CCG	8	82	73	1,2	12,0	0,55	64	87,0	2,46	33	12,0	4,61	63	9,0	4,76	2,0
251486	SAO BENTO 38-Q134 SULINO	2014	38	CCG	11	152	116	2,2	1,0	-0,26	69	28,0	2,79	33	9,0	2,97	72	20,0	4,28	4,0
104662	SAO JOSE 38-R139 MARECHAL	2003	38	CCG	5	97	67	-1,8	96,0	0,01	42	50,0	-3,42	41	95,0	-1,53	67	69,0	-4,18	96,0
119106	SAO LUCAS 38-2405 VAQUEANO	2006	38	CCG	15	459	266	-0,1	55,0	-0,90	74	3,0	3,99	63	3,0	-5,00	77	94,0	1,49	28,0
133431	SAO LUIZ 38-7056 DA PEDRO SURREAUX	2007	38	CCG	2	47	24	-0,9	81,0	-0,15	59	37,0	-0,18	41	53,0	-3,01	57	83,0	-1,68	77,0
126714	SAO LUIZ 38-7102 TORRESMO DA PEDRO SURREAUX	2007	38	CCG	12	290	214	2,1	2,0	0,25	78	69,0	4,90	50	1,0	2,72	79	22,0	6,26	0,5
143254	SAO LUIZ 38-8163 DA PEDRO SURREAUX	2008	38	CCG	2	27	1	-0,3	63,0	0,09	45	56,0	-3,59	20	96,0	7,09	46	2,0	-0,05	52,0
201716	SAO LUIZ 38-C361 DA PEDRO SURREAUX CINAMOMO	2011	38	CCG	8	164	60	1,8	4,0	0,58	69	88,0	7,61	45	0,1	0,38	71	47,0	7,80	0,1
219597	SAO LUIZ 38-DI31 DA PEDRO SURREAUX	2012	38	CCG	2	66	43	0,5	31,0	-0,02	57	47,0	2,93	28	8,0	2,31	59	26,0	4,08	5,0
94550	SAO LUIZ JAKAO 38-0134 DA PEDRO SURREAUX	2004	38	CCG	22	875	496	-0,3	61,0	0,64	84	90,0	-0,86	77	66,0	-0,77	86	61,0	-1,25	71,0
149224	SAO MIGUEL 38-1811	2009	38	CCG	2	22	19	2,4	1,0	1,34	49	99,0	-1,88	33	81,0	10,97	49	0,1	3,60	7,0
129837	SAO MIGUEL 38-6261	2003	38	CCG	3	107	78	1,5	6,0	-0,12	67	39,0	5,31	48	1,0	1,59	69	33,0	6,10	1,0
111100	SAO MIGUEL 38-9309 TAURA	2006	38	CCG	35	1195	822	-0,1	53,0	0,43	87	81,0	-2,54	81	89,0	0,92	89	41,0	-2,08	82,0
113246	SAO MIGUEL 38-9411 CHIQUINHO	2006	38	CCG	4	69	43	0,5	30,0	1,40	62	99,0	-0,27	42	55,0	5,28	63	6,0	2,37	17,0
111099	SAO MIGUEL 38-9453 SANCHO	2006	38	CCG	3	191	85	0,2	43,0	0,62	73	90,0	-1,06	51	69,0	5,48	74	6,0	1,68	25,0
159883	SÃO MIGUEL 38-A123	2010	38	CCG	2	46	33	0,3	37,0	0,69	63	92,0	-0,88	30	66,0	1,61	58	33,0	-0,07	52,0
217223	SÃO MIGUEL 38-D237 NACIONAL	2013	38	CCG	3	243	223	0,5	32,0	-0,49	64	15,0	-1,49	43	76,0	1,06	72	39,0	-0,95	66,0
286577	SÃO MIGUEL 38-FIVG005 BALAÇO	2016	38	CCG	2	43	9	0,4	35,0	0,38	58	78,0	-1,07	21	69,0	2,99	53	20,0	0,42	44,0
188018	SÃO MIGUEL 38-TEC47 ANAMA	2012	38	CCG	22	348	125	-0,6	73,0	0,86	77	96,0	-0,11	37	52,0	3,12	79	19,0	1,45	28,0
303186	SBV 38-TEI5015 MONTARÁ	2015	38	CCG	2	37	26	1,0	15,0	-1,09	49	1,0	-0,45	28	58,0	3,93	54	13,0	1,52	27,0
223341	SERENO 38-3201 JACARE	2013	38	CCG	2	63	53	1,0	15,0	0,81	45	95,0	1,93	26	18,0	1,95	56	30,0	2,91	12,0
282109	SERENO 38-4005	2014	38	CCG	2	25	20	3,2	0,1	-0,27	48	27,0	4,60	27	1,0	6,38	52	3,0	7,79	0,1

Peso ao Sobreano			Ganho Pós-Desmama			Perímetro Escrotal ao Sobreano			Musculatura			Estatura			Estrutura Corporal			Umbigo / Prepúcio			Pigmentação Ocular			Racial					
DEP	AC	%	DEP	AC	%	DEP	AC	%	DEP	AC	%	DEP	AC	%	DEP	AC	%	DEP	AC	%	DEP	AC	%	DEP	AC	%	DEP	AC	%
2,54	68	33,0	2,13	58	24,0	0,05	57	45,0	0,20	68	6,0	0,00	69	52,0	0,07	65	26,0	0,12	70	93,0	0,06	63	30,0	-0,02	63	63,0			
17,67	66	0,1	9,60	53	0,1	0,50	50	4,0	0,41	65	0,1	0,17	66	9,0	0,11	62	16,0	0,05	67	72,0	0,29	62	0,5	0,10	63	3,0			
4,49	64	21,0	-0,74	54	62,0	0,27	51	18,0	0,12	63	20,0	0,23	64	3,0	0,02	50	44,0	-0,05	65	27,0	0,01	59	45,0	0,08	59	6,0			
4,30	78	22,0	1,23	70	35,0	-0,12	64	68,0	0,14	78	15,0	0,06	79	32,0	0,05	77	35,0	0,06	79	78,0	-0,12	75	88,0	0,00	75	54,0			
5,17	69	17,0	4,25	59	7,0	-0,27	49	84,0	0,17	68	11,0	0,01	70	47,0	0,13	68	12,0	0,18	70	99,0	0,03	64	37,0	0,07	65	9,0			
13,81	69	0,5	7,84	55	0,5	0,75	55	0,5	0,36	67	0,5	0,06	68	33,0	0,17	67	7,0	0,17	69	98,0	0,07	66	26,0	0,12	67	1,0			
2,59	59	33,0	-2,47	47	82,0	-0,41	44	93,0	0,10	58	23,0	0,09	60	24,0	0,12	58	15,0	0,03	60	62,0	0,06	52	30,0	0,04	53	25,0			
2,78	54	32,0	1,31	43	34,0	0,10	42	38,0	0,20	53	6,0	0,07	55	29,0	0,12	50	15,0	0,03	55	63,0	0,01	47	45,0	-0,03	48	71,0			
3,63	64	26,0	-1,71	55	74,0	0,54	49	3,0	0,14	63	14,0	-0,01	65	55,0	0,14	63	11,0	0,08	65	82,0	-0,06	58	73,0	0,07	59	8,0			
10,13	71	3,0	7,77	61	0,5	0,66	54	1,0	0,13	70	18,0	-0,01	72	54,0	0,17	70	7,0	0,09	72	87,0	-0,11	66	86,0	0,04	67	26,0			
-7,14	66	93,0	-5,98	55	99,0	0,18	42	28,0	-0,24	65	97,0	0,00	67	50,0	-0,07	65	77,0	-0,02	67	40,0	-0,26	61	99,0	-0,04	62	77,0			
-3,69	76	78,0	2,22	66	23,0	-0,26	57	83,0	-0,10	75	79,0	0,07	76	29,0	-0,04	74	65,0	-0,10	76	10,0	-0,07	72	76,0	0,05	73	17,0			
-5,45	55	87,0	-1,87	42	76,0	-0,15	20	71,0	-0,02	55	59,0	-0,05	56	66,0	0,04	55	38,0	0,00	57	51,0	-0,01	51	54,0	-0,01	52	59,0			
8,61	78	5,0	6,19	70	2,0	0,53	65	3,0	0,20	77	7,0	0,18	78	7,0	0,08	77	25,0	0,07	79	80,0	0,02	74	42,0	0,08	75	8,0			
6,43	38	12,0	-0,68	20	61,0	-0,12	15	68,0	-0,27	35	99,0	0,07	35	29,0	-0,25	38	99,0	0,08	36	83,0	-0,09	36	82,0	-0,19	37	99,0			
4,03	66	24,0	4,05	52	8,0	0,08	47	41,0	0,14	65	15,0	0,16	67	11,0	0,23	65	2,0	0,03	67	61,0	0,06	64	28,0	0,07	64	8,0			
2,50	59	34,0	2,30	48	22,0	-0,26	50	83,0	-0,17	58	91,0	-0,05	60	66,0	-0,11	58	86,0	0,04	60	70,0	-0,05	53	69,0	0,08	54	8,0			
-0,82	85	59,0	0,39	79	46,0	-0,21	73	78,0	0,06	85	34,0	0,00	86	51,0	0,07	84	27,0	-0,01	86	46,0	-0,03	83	62,0	-0,01	83	60,0			
17,50	50	0,1	9,34	41	0,1	0,91	29	0,1	0,30	51	1,0	0,42	53	0,1	0,25	51	1,0	-0,09	54	13,0	-0,07	45	75,0	0,13	46	1,0			
4,80	68	19,0	4,84	58	5,0	0,25	48	20,0	0,04	68	39,0	0,16	69	10,0	0,04	67	39,0	-0,02	70	41,0	0,06	63	27,0	0,01	64	42,0			
2,55	88	33,0	1,88	84	27,0	-0,09	81	65,0	0,11	88	20,0	0,04	89	39,0	0,11	87	17,0	0,15	89	97,0	0,09	87	21,0	0,02	87	40,0			
7,38	62	9,0	0,66	50	42,0	-0,18	36	75,0	0,22	61	4,0	0,32	63	1,0	0,17	61	7,0	-0,14	63	3,0	-0,14	58	91,0	0,15	58	0,5			
3,71	70	25,0	-1,85	58	76,0	0,17	44	29,0	0,11	69	21,0	0,24	70	3,0	0,01	69	49,0	-0,03	71	33,0	-0,01	67	56,0	-0,08	68	95,0			
0,79	57	46,0	-0,14	47	54,0	0,89	37	0,1	0,05	59	38,0	0,09	61	25,0	0,03	59	41,0	-0,01	61	42,0	0,03	54	39,0	0,01	54	40,0			
6,42	73	12,0	5,22	65	3,0	-0,57	54	98,0	0,21	73	5,0	0,04	74	39,0	0,23	72	2,0	0,24	74	99,0	0,05	69	31,0	0,10	69	3,0			
3,37	47	28,0	-0,01	30	52,0	0,04	31	46,0	0,27	44	2,0	0,13	45	16,0	0,33	46	0,5	0,09	46	85,0	0,22	43	2,0	0,04	44	23,0			
-2,11	75	68,0	-6,22	63	99,0	-0,42	58	93,0	0,01	74	49,0	-0,01	75	56,0	-0,04	73	65,0	-0,05	75	26,0	-0,07	72	76,0	-0,02	73	67,0			
7,49	55	8,0	4,24	45	7,0	-0,38	45	92,0	0,29	55	1,0	0,02	56	46,0	0,27	55	1,0	0,23	57	99,0	-0,03	50	62,0	-0,11	50	99,0			
3,00	56	30,0	1,12	45	36,0	0,31	41	14,0	0,29	56	1,0	-0,11	58	82,0	0,09	56	21,0	-0,03	58	35,0	-0,37	50	99,0	-0,12	50	99,0			
14,02	52	0,5	8,98	43	0,1	1,03	39	0,1	0,20	51	6,0	0,08	53	26,0	0,24	51	1,0	-0,29	53	0,1	-0,20	45	97,0	0,05	46	20,0			

BRAFORD TOUROS PAIS ORDENADOS POR NOME

Reg	Nome	Nasc.	Grau de Sangue	Livro	Rebanhos	Filhos Desmama	Filhos Sobreano	IQG	%	Peso ao Nascer			Peso à Desmama Materno			Peso à Desmama Direto			Total Materno	
										DEP	AC	%	DEPm	AC	%	DEPd	AC	%	DEP	%
282110	SERENO 38-4021	2014	38	CCG	2	35	25	2,6	0,5	1,95	53	99,0	1,49	27	24,0	6,77	55	2,0	4,87	2,0
168667	SERENO 38-TE0080	2010	38	CCG	2	66	50	1,1	13,0	0,60	60	89,0	4,66	40	1,0	-0,08	64	53,0	4,62	3,0
168668	SERENO 38-TE0099	2010	38	CCG	2	61	54	-0,1	53,0	-0,35	60	22,0	3,25	38	6,0	-3,49	63	86,0	1,51	27,0
181526	SERENO 38-TE1001	2011	38	CCG	4	264	238	3,2	0,1	0,15	73	62,0	1,76	49	20,0	9,11	75	0,5	6,31	0,5
294846	SERENO 38-TE15543 MAESTRO	2015	38	CCG	2	21	19	1,4	9,0	0,70	44	93,0	-3,36	28	95,0	10,42	48	0,5	1,85	23,0
332479	SERENO 38-TE16019 SAMURAI	2016	38	CCG	5	83	60	2,3	1,0	0,13	58	60,0	3,11	28	7,0	1,15	62	38,0	3,68	7,0
350006	SERENO 38-TE17257 STALONE	2017	38	CCG	3	112	61	0,8	22,0	0,64	58	91,0	3,04	26	7,0	3,64	60	15,0	4,86	2,0
255988	SERENO 38-TE4136 HELLBOY	2014	38	CCG	2	38	27	0,0	51,0	-0,54	52	12,0	4,41	30	2,0	-7,14	55	99,0	0,84	37,0
280552	SILENCIO 38-P2315	2015	38	CCG	2	41	30	0,6	29,0	-0,06	51	44,0	-0,89	11	66,0	4,37	45	11,0	1,30	30,0
334382	SILENCIO 38-S1014	2017	38	CCG	2	20	0	0,0	49,0	-0,23	23	31,0	0,85	20	34,0	-3,18	38	84,0	-0,74	63,0
184372	SINA SINA 38-K413 KIBON	2011	38	CCG	3	34	12	-0,1	53,0	-0,12	49	39,0	-2,35	14	87,0	3,37	47	17,0	-0,67	62,0
329291	TRES ARROYOS 38-TE7005 PINHAO DA PLATANO	2017	38	CCG	2	40	21	1,6	5,0	0,19	31	64,0	2,61	26	11,0	2,47	33	25,0	3,84	6,0
IA-B006	TRES MARIAS HC 685 HUNTER (TARAGUI)	1995	38	CCG	2	66	41	-0,4	66,0	0,30	52	73,0	-0,19	49	53,0	-1,11	60	65,0	-0,75	63,0
94776	UMBU 38-366	2003	38	CCG	2	23	3	-0,9	80,0	-0,81		4,0	2,71	25	10,0	-7,14	42	99,0	-0,86	65,0
155644	UMBU 38-B230	2009	38	CCG	2	59	50	1,0	15,0	0,21	38	66,0	-0,65	30	62,0	0,69	57	44,0	-0,30	56,0
123561	UMBU 38-C42	2006	38	CCG	3	26	24	-1,7	95,0	-0,06	26	43,0	-1,55	19	77,0	-1,24	47	66,0	-2,17	82,0
296394	UMBU 38-II60	2016	38	CCG	2	40	16	1,7	5,0	0,41	49	80,0	0,98	17	32,0	5,02	50	7,0	3,49	8,0
308502	WACHHOLZ 38-517	2015	38	CCG	2	64	51	0,1	45,0	0,06	46	54,0	-0,83	21	65,0	1,73	52	32,0	0,04	50,0

Peso ao Sobreano			Ganho Pós-Desmama			Perímetro Escrotal ao Sobreano			Musculatura			Estatura			Estrutura Corporal			Umbigo / Prepúcio			Pigmentação Ocular			Racial					
DEP	AC	%	DEP	AC	%	DEP	AC	%	DEP	AC	%	DEP	AC	%	DEP	AC	%	DEP	AC	%	DEP	AC	%	DEP	AC	%	DEP	AC	%
12,00	54	1,0	5,86	45	2,0	1,76	42	0,1	0,25	54	3,0	0,22	56	4,0	0,31	54	0,5	0,32	56	99,0	-0,18	48	96,0	0,12	49	1,0			
0,01	63	52,0	-0,76	54	62,0	-0,01	53	53,0	0,38	62	0,5	0,01	64	48,0	0,23	62	2,0	0,36	64	99,0	-0,08	58	79,0	-0,11	59	99,0			
-2,42	63	70,0	0,96	54	38,0	-0,54	48	97,0	0,16	63	11,0	0,17	64	9,0	0,09	62	23,0	0,05	65	71,0	-0,08	57	77,0	-0,02	58	64,0			
17,88	76	0,1	10,39	68	0,1	0,72	65	1,0	0,49	76	0,1	0,35	77	0,5	0,45	75	0,1	0,13	77	95,0	0,30	72	0,5	-0,14	72	99,0			
16,26	49	0,5	5,87	42	2,0	0,13	41	34,0	0,17	50	10,0	0,29	52	1,0	0,25	50	1,0	0,05	53	73,0	0,06	44	28,0	0,01	45	45,0			
9,03	62	5,0	8,84	51	0,1	1,18	47	0,1	0,20	61	7,0	0,11	63	19,0	0,14	61	10,0	0,23	63	99,0	-0,08	57	78,0	-0,03	57	70,0			
0,51	59	48,0	-4,15	47	94,0	-0,06	45	59,0	0,33	58	1,0	-0,04	60	64,0	0,29	58	0,5	-0,06	61	22,0	-0,20	55	98,0	0,02	56	36,0			
-7,15	54	93,0	0,22	45	49,0	0,70	38	1,0	0,14	53	15,0	-0,29	55	99,0	0,02	54	45,0	0,01	56	56,0	0,05	49	32,0	0,08	50	6,0			
5,43	44	16,0	0,53	33	44,0	0,28	17	17,0	0,05	43	38,0	0,06	44	34,0	-0,08	43	79,0	-0,02	45	41,0	0,03	37	38,0	0,02	38	38,0			
-0,63		57,0	3,01		15,0	0,01		50,0	0,02		46,0	-0,06		68,0	-0,03		64,0	-0,15		3,0	0,08		23,0	-0,01		60,0			
0,29	43	50,0	-3,92	28	93,0	0,37	19	10,0	0,23	40	4,0	0,07	42	31,0	0,12	42	15,0	-0,02	42	39,0	-0,01	36	55,0	0,01	37	47,0			
5,13	31	18,0	3,41	27	12,0	0,61	22	2,0	0,23	28	4,0	-0,03	28	61,0	0,24	30	2,0	0,10	29	88,0	0,04	27	34,0	0,06	29	14,0			
-3,96	59	79,0	-3,08	51	87,0	0,71	46	1,0	-0,08	60	75,0	-0,03	61	62,0	-0,01	60	57,0	0,12	61	92,0	-0,12	56	88,0	-0,03	57	70,0			
-7,64	37	94,0	0,95	22	38,0	-0,13	15	69,0	-0,04	34	66,0	-0,26	35	98,0	-0,03	36	62,0	-0,03	35	35,0	-0,18	33	96,0	0,06	34	13,0			
5,71	57	15,0	5,15	48	4,0	0,94	39	0,1	0,09	47	27,0	0,07	49	29,0	0,06	48	31,0	0,08	48	84,0	-0,21	40	98,0	-0,03	42	73,0			
-7,07	48	92,0	-6,52	38	99,0	-0,33	18	89,0	-0,07	46	74,0	-0,15	48	90,0	-0,07	47	75,0	-0,09	49	12,0	-0,21	40	98,0	-0,01	41	63,0			
9,86	46	3,0	5,20	31	4,0	0,36	23	11,0	0,14	44	14,0	-0,06	46	68,0	0,20	45	4,0	0,03	38	64,0	-0,10	37	83,0	0,06	41	14,0			
3,04	51	30,0	4,09	40	8,0	-0,48	35	96,0	0,02	51	47,0	-0,07	53	74,0	0,04	51	36,0	-0,04	53	31,0	0,25	45	1,0	0,04	46	25,0			

BRAFORD TOUROS PAIS LÍDERES ORDENADOS PELO IQG PAMPAPLUS - TOP 30%

Reg	Nome	Nasc.	Grau de Sangue	Livro	Rebanhos	Filhos Desmama	Filhos Sobreano	IQG	%	Peso ao Nascer			Peso à Desmama Materno			Peso à Desmama Direto			Total Materno	
										DEP	AC	%	DEPm	AC	%	DEPd	AC	%	DEP	%
										340315	MÃE RAINHA 323 MAGNO 38-3952	2018	38	CCG	2	21	0	6,1	0,1	0,03
282109	SERENO 38-4005	2014	38	CCG	2	25	20	3,2	0,1	-0,27	48	27,0	4,60	27	1,0	6,38	52	3,0	7,79	0,1
181526	SERENO 38-TEI001	2011	38	CCG	4	264	238	3,2	0,1	0,15	73	62,0	1,76	49	20,0	9,11	75	0,5	6,31	0,5
IA-B057	GUASUNCHOS 3125 BULON EXPERTO	2012	38	CCG	38	1091	722	3,1	0,1	0,79	82	95,0	0,86	21	34,0	6,55	85	3,0	4,14	4,0
272787	SANTA HELENA 38-FIV1061 ADAMASTOR	2014	38	CCG	3	55	51	3,1	0,5	0,17	54	63,0	0,98	30	32,0	9,73	58	0,5	5,85	1,0
341444	ESTÂNCIA AURORA 38-A7129	2017	38	CCG	3	41	1	2,9	0,5	1,11	33	99,0	-0,64	24	62,0	17,26	53	0,1	7,99	0,1
282110	SERENO 38-4021	2014	38	CCG	2	35	25	2,6	0,5	1,95	53	99,0	1,49	27	24,0	6,77	55	2,0	4,87	2,0
311633	MAE RAINHA 38-TES69 MAESTRO	2016	38	CCG	15	455	317	2,5	1,0	0,14	77	61,0	1,52	33	23,0	6,07	78	4,0	4,55	3,0
149224	SAO MIGUEL 38-1811	2009	38	CCG	2	22	19	2,4	1,0	1,34	49	99,0	-1,88	33	81,0	10,97	49	0,1	3,60	7,0
320925	SANTA GERTRUDES 38-I203 DOBLE ANCHO	2017	38	CCG	2	128	66	2,4	1,0	0,50	16	85,0	-2,71	21	90,0	9,85	65	0,5	2,21	18,0
IA-B043	RANCHO 316 T/E MAGNO	2007	38	CCG	28	1244	860	2,4	1,0	-0,27	84	27,0	2,41	73	12,0	4,66	88	9,0	4,74	3,0
143119	SANTA TEREZA 38-D1369 MONTREAL	2008	38	CCG	7	74	78	2,4	1,0	1,25	58	99,0	-0,89	45	66,0	9,59	64	0,5	3,90	5,0
194602	SANTA TEREZA 38-H2134 MARQUÊS	2012	38	CCG	12	119	56	2,3	1,0	1,97	63	99,0	-3,60	32	96,0	9,98	69	0,5	1,39	29,0
332479	SERENO 38-TEI6019 SAMURAI	2016	38	CCG	5	83	60	2,3	1,0	0,13	58	60,0	3,11	28	7,0	1,15	62	38,0	3,68	7,0
251486	SAO BENTO 38-Q134 SULINO	2014	38	CCG	11	152	116	2,2	1,0	-0,26	69	28,0	2,79	33	9,0	2,97	72	20,0	4,28	4,0
IA-B067	MARCABOTE 35M PAYE 978 MAGNO TE TARAGUI	2017	38	CCG	4	47	0	2,2	2,0	-0,02	51	48,0	-2,80	11	91,0	11,16	46	0,1	2,78	13,0
159695	CARCAVIO 38-1435 RAULITO	2010	38	CCG	28	614	409	2,1	2,0	0,56	77	87,0	-1,09	72	70,0	6,36	84	3,0	2,09	20,0
126714	SAO LUIZ 38-7102 TORRESMO DA PEDRO SURREAUX	2007	38	CCG	12	290	214	2,1	2,0	0,25	78	69,0	4,90	50	1,0	2,72	79	22,0	6,26	0,5
320902	SANTA GERTRUDES 38-I148 VERMOUHT	2017	38	CCG	3	24	8	2,0	2,0	0,89	46	97,0	-1,73	24	79,0	6,79	45	2,0	1,67	25,0
246740	BELVISTA 38-3838 DOBLE	2014	38	CCG	2	76	45	2,0	2,0	0,90	35	97,0	0,99	35	32,0	7,36	46	2,0	4,67	3,0
159851	SAO BENTO 38-K379	2010	38	CCG	3	245	77	1,9	3,0	1,38	45	99,0	-3,81	50	97,0	7,23	75	2,0	-0,20	54,0
IA-B063	RANCHO 936 TE MAGICO	2012	38	CCG	10	41	9	1,8	4,0	-1,79	64	0,1	-2,83	15	91,0	11,13	48	0,1	2,73	13,0
320957	BELVISTA 38-4934 COMANDANTE	2017	38	CCG	5	36	0	1,8	4,0	1,22	32	99,0	0,96	22	32,0	3,95	46	13,0	2,94	12,0
201716	SAO LUIZ 38-C361 DA PEDRO SURREAUX CINAMOMO	2011	38	CCG	8	164	60	1,8	4,0	0,58	69	88,0	7,61	45	0,1	0,38	71	47,0	7,80	0,1
IA-B053	AGRO-LEPAL MR. ANCHO T19-T/E	2015	38	CCG	4	82	6	1,8	3,0	0,66	58	91,0	-2,16	14	85,0	7,81	61	1,0	1,75	24,0
IA-B059	ARROCERO 5815 GENERAL VEDIA	2015	38	CCG	9	145	32	1,8	3,0	-0,23	67	30,0	-1,26	13	73,0	6,35	69	3,0	1,91	22,0
296394	UMBU 38-I160	2016	38	CCG	2	40	16	1,7	5,0	0,41	49	80,0	0,98	17	32,0	5,02	50	7,0	3,49	8,0
296455	IRAPUA 38-F017 FARRAPO	2016	38	CCG	6	71	7	1,7	4,0	-0,53	63	13,0	0,47	18	41,0	6,28	60	3,0	3,61	7,0
329291	TRES ARROYOS 38-TE7005 PINHAO DA PLATANO	2017	38	CCG	2	40	21	1,6	5,0	0,19	31	64,0	2,61	26	11,0	2,47	33	25,0	3,84	6,0
152867	BELVISTA BELVISTA COMBAT 38-1632 CALYPSO	2009	38	CCG	8	96	65	1,5	7,0	1,14	59	99,0	-2,74	48	90,0	6,15	68	4,0	0,33	46,0

Peso ao Sobreano			Ganho Pós-Desmama			Perímetro Escrotal ao Sobreano			Musculatura			Estatura			Estrutura Corporal			Umbigo / Prepúcio			Pigmentação Ocular			Racial					
DEP	AC	%	DEP	AC	%	DEP	AC	%	DEP	AC	%	DEP	AC	%	DEP	AC	%	DEP	AC	%	DEP	AC	%	DEP	AC	%	DEP	AC	%
31,56	42	0,1	15,70	25	0,1	1,70	26	0,1	0,51	40	0,1	0,16	41	10,0	0,52	42	0,1	0,13	42	94,0	-0,05	37	69,0	0,06	38	12,0			
14,02	52	0,5	8,98	43	0,1	1,03	39	0,1	0,20	51	6,0	0,08	53	26,0	0,24	51	1,0	-0,29	53	0,1	-0,20	45	97,0	0,05	46	20,0			
17,88	76	0,1	10,39	68	0,1	0,72	65	1,0	0,49	76	0,1	0,35	77	0,5	0,45	75	0,1	0,13	77	95,0	0,30	72	0,5	-0,14	72	99,0			
14,82	83	0,5	8,53	76	0,5	1,36	73	0,1	0,42	82	0,1	-0,02	83	57,0	0,39	82	0,1	0,08	83	83,0	0,06	80	30,0	0,06	81	12,0			
19,70	59	0,1	10,36	48	0,1	1,10	39	0,1	0,18	58	9,0	0,24	60	3,0	0,22	58	3,0	0,11	61	91,0	0,14	52	9,0	0,07	53	11,0			
21,12	47	0,1	4,84	32	5,0	0,66	28	1,0	0,11	46	22,0	0,06	47	32,0	0,03	44	40,0	0,15	47	97,0	0,01	43	46,0	0,04	45	21,0			
12,00	54	1,0	5,86	45	2,0	1,76	42	0,1	0,25	54	3,0	0,22	56	4,0	0,31	54	0,5	0,32	56	99,0	-0,18	48	96,0	0,12	49	1,0			
11,03	76	2,0	6,48	67	1,0	0,84	63	0,5	0,35	75	0,5	-0,06	77	71,0	0,27	75	1,0	0,12	77	94,0	0,04	72	34,0	0,09	73	5,0			
17,50	50	0,1	9,34	41	0,1	0,91	29	0,1	0,30	51	1,0	0,42	53	0,1	0,25	51	1,0	-0,09	54	13,0	-0,07	45	75,0	0,13	46	1,0			
15,07	62	0,5	6,70	49	1,0	0,77	32	0,5	0,44	61	0,1	0,03	63	40,0	0,37	61	0,1	0,20	63	99,0	-0,14	57	91,0	0,00	58	54,0			
10,59	87	2,0	6,41	82	1,0	0,83	79	0,5	0,24	86	3,0	-0,05	87	66,0	0,30	86	0,5	0,37	87	99,0	0,04	85	36,0	0,11	85	2,0			
16,76	65	0,1	7,66	57	0,5	0,79	53	0,5	0,30	64	1,0	0,26	66	2,0	-0,02	54	60,0	0,08	66	83,0	-0,02	60	56,0	0,11	61	2,0			
17,67	66	0,1	9,60	53	0,1	0,50	50	4,0	0,41	65	0,1	0,17	66	9,0	0,11	62	16,0	0,05	67	72,0	0,29	62	0,5	0,10	63	3,0			
9,03	62	5,0	8,84	51	0,1	1,18	47	0,1	0,20	61	7,0	0,11	63	19,0	0,14	61	10,0	0,23	63	99,0	-0,08	57	78,0	-0,03	57	70,0			
10,13	71	3,0	7,77	61	0,5	0,66	54	1,0	0,13	70	18,0	-0,01	72	54,0	0,17	70	7,0	0,09	72	87,0	-0,11	66	86,0	0,04	67	26,0			
17,10		0,1	6,30		1,0	0,57		2,0	0,34		0,5	0,18		7,0	0,38		0,1	0,17		98,0	0,12		12,0	0,07		9,0			
15,54	84	0,5	9,71	78	0,1	0,55	72	3,0	0,20	83	6,0	0,15	84	12,0	0,11	82	18,0	0,05	84	74,0	-0,04	81	66,0	0,06	82	14,0			
8,61	78	5,0	6,19	70	2,0	0,53	65	3,0	0,20	77	7,0	0,18	78	7,0	0,08	77	25,0	0,07	79	80,0	0,02	74	42,0	0,08	75	8,0			
11,11	44	2,0	6,21	35	2,0	0,99	34	0,1	0,27	43	2,0	-0,04	45	63,0	0,22	44	2,0	0,02	46	61,0	0,02	39	41,0	0,08	40	6,0			
12,20	41	1,0	6,47	28	1,0	0,37	23	11,0	0,10	39	23,0	0,07	40	30,0	0,08	40	25,0	0,12	40	94,0	0,13	35	11,0	-0,02	36	65,0			
13,81	69	0,5	7,84	55	0,5	0,75	55	0,5	0,36	67	0,5	0,06	68	33,0	0,17	67	7,0	0,17	69	98,0	0,07	66	26,0	0,12	67	1,0			
13,79	40	0,5	3,18	23	14,0	0,39	17	9,0	0,28	38	1,0	0,00	38	52,0	0,30	40	0,5	0,13	39	95,0	0,11	37	15,0	0,11	38	2,0			
8,98	41	5,0	8,34	27	0,5	0,46	27	6,0	0,19	40	7,0	0,18	41	8,0	0,13	42	13,0	0,07	42	81,0	0,01	37	48,0	0,04	38	22,0			
4,03	66	24,0	4,05	52	8,0	0,08	47	41,0	0,14	65	15,0	0,16	67	11,0	0,23	65	2,0	0,03	67	61,0	0,06	64	28,0	0,07	64	8,0			
13,49	48	1,0	7,05	24	1,0	0,66	23	1,0	0,29	46	1,0	0,21	47	5,0	0,23	48	2,0	0,08	47	83,0	0,06	48	29,0	-0,06	49	87,0			
13,14	61	1,0	7,52	43	0,5	0,32	30	14,0	0,22	59	4,0	-0,05	60	66,0	0,24	59	2,0	0,05	61	72,0	0,05	58	30,0	0,08	58	6,0			
9,86	46	3,0	5,20	31	4,0	0,36	23	11,0	0,14	44	14,0	-0,06	46	68,0	0,20	45	4,0	0,03	38	64,0	-0,10	37	83,0	0,06	41	14,0			
10,10	47	3,0	4,90	22	4,0	0,24		21,0	0,22	45	5,0	0,03	46	40,0	0,12	47	15,0	0,09	47	86,0	-0,12	47	87,0	0,03	48	31,0			
5,13	31	18,0	3,41	27	12,0	0,61	22	2,0	0,23	28	4,0	-0,03	28	61,0	0,24	30	2,0	0,10	29	88,0	0,04	27	34,0	0,06	29	14,0			
12,51	67	1,0	7,63	57	0,5	0,34	56	12,0	0,14	67	15,0	-0,02	68	57,0	0,02	62	45,0	-0,15	68	3,0	0,11	63	15,0	0,10	63	3,0			

BRAFORD TOUROS PAIS LÍDERES ORDENADOS PELO IQG PAMPAPLUS - TOP 30%

Reg	Nome	Nasc.	Grau de Sangue	Livro	Rebanhos	Filhos Desmama	Filhos Sobreano	IQG	%	Peso ao Nascer			Peso à Desmama Materno			Peso à Desmama Direto			Total Materno	
										DEP	AC	%	DEPm	AC	%	DEPd	AC	%	DEP	%
										271719	PAMPIANO DO SOSSEGO 38-TEK008 MANO LIMA	2015	38	CCG	7	292	190	1,5	7,0	0,79
129837	SAO MIGUEL 38-6261	2003	38	CCG	3	107	78	1,5	6,0	-0,12	67	39,0	5,31	48	1,0	1,59	69	33,0	6,10	1,0
138674	PITANGUEIRA 38-H737 (DON ANTONIO)	2008	38	CCG	2	55	30	1,5	7,0	0,82	59	95,0	2,49	25	12,0	0,63	57	44,0	2,81	13,0
295100	BELVISTA 38-4492	2016	38	CCG	2	51	19	1,5	6,0	0,77	50	94,0	-2,15	24	85,0	11,84	56	0,1	3,77	6,0
303292	RFIGURA 38-TE5033 RF	2016	38	CCG	2	21	0	1,4	9,0	-0,12	44	39,0	2,77	27	9,0	1,66	46	33,0	3,59	7,0
320911	SANTA GERTRUDES 38-1068	2017	38	CCG	2	22	8	1,4	9,0	0,17	32	63,0	-3,49	22	95,0	7,32	42	2,0	0,17	48,0
310978	NOVA AURORA 38-15002 (NATIVO)	2014	38	CCG	3	167	95	1,4	8,0	-0,42	63	18,0	-0,86	28	66,0	3,63	66	15,0	0,95	36,0
IA-B046	LOSGURISES Z230 LUCHO	2005	34	CCG	2	113	89	1,4	7,0	0,44	13	82,0	8,02	18	0,1	-2,33	39	77,0	6,86	0,5
294846	SERENO 38-TE15543 MAESTRO	2015	38	CCG	2	21	19	1,4	9,0	0,70	44	93,0	-3,36	28	95,0	10,42	48	0,5	1,85	23,0
129846	PAMPIANO DO SOSSEGO 38-TE B7020	2007	38	CCG	5	189	98	1,4	8,0	0,23	73	67,0	-2,14	50	85,0	5,51	74	6,0	0,62	41,0
158034	MAE RAINHA 38-3815 TREVO	2009	38	CCG	16	261	198	1,3	10,0	0,60	75	89,0	-2,63	57	90,0	5,77	77	5,0	0,25	47,0
IA-B052	EL CHANAR 02397 PAYE	2014	38	CCG	8	63	53	1,3	9,0	-0,46	50	16,0	0,45	11	41,0	0,78	55	43,0	0,84	37,0
IA-B060	MARCAJO 06491 LAGRIMITA	2014	38	CCG	9	50	7	1,3	10,0	0,56	44	87,0	-1,62	13	78,0	5,10	51	7,0	0,93	36,0
235987	SAO BENTO 38-PI35 FRONTERO	2013	38	CCG	8	82	73	1,2	12,0	0,55	64	87,0	2,46	33	12,0	4,61	63	9,0	4,76	2,0
IA-B065	AGROLEPAL T125 TE CAIN	2017	38	CCG	11	87	0	1,2	12,0	0,24	71	68,0	-2,51	12	88,0	7,21	62	2,0	1,10	33,0
IA-B056	LOSGURISES 2051 ZENITH KICHAN	2014	38	CCG	9	52	34	1,2	12,0	0,86	59	96,0	-1,96	14	82,0	5,82	57	5,0	0,95	36,0
138522	NOVA AURORA ANJO DA GUARDA 38-9744	2009	38	CCG	2	95	57	1,1	13,0	0,34	60	75,0	-4,87	44	99,0	8,01	66	1,0	-0,87	65,0
IA-B066	MARCABOTE 17M PAYE 21570 MAGICO TE CURUNDU	2017	38	CCG	6	100	0	1,1	13,0	0,09	64	56,0	-1,55	12	77,0	5,88	62	4,0	1,39	29,0
168667	SERENO 38-TE0080	2010	38	CCG	2	66	50	1,1	13,0	0,60	60	89,0	4,66	40	1,0	-0,08	64	53,0	4,62	3,0
139117	SANTA ANA 38-8211	2008	38	CCG	7	160	104	1,1	14,0	-0,64	72	9,0	3,83	55	3,0	-1,72	74	71,0	2,98	11,0
187132	PAMPIANO DO SOSSEGO FIV 38-H260	2012	38	CCG	2	326	185	1,1	14,0	0,50	78	85,0	5,30	45	1,0	1,78	79	32,0	6,19	1,0
223341	SERENO 38-3201 JACARE	2013	38	CCG	2	63	53	1,0	15,0	0,81	45	95,0	1,93	26	18,0	1,95	56	30,0	2,91	12,0
155850	BELVISTA 38-1868	2009	38	CCG	2	24	17	1,0	15,0	0,53	39	86,0	-2,34	29	87,0	5,97	48	4,0	0,65	40,0
155644	UMBU 38-B230	2009	38	CCG	2	59	50	1,0	15,0	0,21	38	66,0	-0,65	30	62,0	0,69	57	44,0	-0,30	56,0
154401	CARCAVIO 38-1146	2009	38	CCG	2	262	162	1,0	16,0	-0,10	39	40,0	-4,26	50	98,0	7,21	76	2,0	-0,66	62,0
62067	BELVISTA 38-4250 MIUDO	1999	38	CCG	2	27	8	1,0	16,0	0,19		64,0	4,63	45	1,0	-0,51	47	58,0	4,37	4,0
303186	SBV 38-TE15015 MONTARÁ	2015	38	CCG	2	37	26	1,0	15,0	-1,09	49	1,0	-0,45	28	58,0	3,93	54	13,0	1,52	27,0
189293	SAO BENTO 38-M213	2012	38	CCG	2	33	25	1,0	16,0	0,33	43	75,0	2,62	27	10,0	2,27	54	26,0	3,75	6,0
197216	SANTA TEREZA 38-H2086 XEQUE-MATE	2012	38	CCG	8	107	86	0,9	19,0	0,52	67	85,0	1,46	37	24,0	1,68	68	33,0	2,30	18,0
152868	BELVISTA B COMBAT 38-1690	2009	38	CCG	3	36	13	0,9	18,0	0,01	47	50,0	0,17	32	46,0	7,28	55	2,0	3,81	6,0

Peso ao Sobreano			Ganho Pós-Desmama			Perímetro Escrotal ao Sobreano			Musculatura			Estatura			Estrutura Corporal			Umbigo / Prepúcio			Pigmentação Ocular			Racial					
DEP	AC	%	DEP	AC	%	DEP	AC	%	DEP	AC	%	DEP	AC	%	DEP	AC	%	DEP	AC	%	DEP	AC	%	DEP	AC	%	DEP	AC	%
2,88	75	31,0	1,04	65	37,0	0,70	57	1,0	0,13	74	17,0	-0,01	75	55,0	0,19	73	4,0	0,19	73	99,0	0,07	70	27,0	0,05	71	19,0			
4,80	68	19,0	4,84	58	5,0	0,25	48	20,0	0,04	68	39,0	0,16	69	10,0	0,04	67	39,0	-0,02	70	41,0	0,06	63	27,0	0,01	64	42,0			
4,70	55	20,0	6,59	43	1,0	0,55	38	3,0	0,07	54	33,0	0,02	55	45,0	0,14	54	12,0	0,08	56	85,0	0,00	49	51,0	0,04	50	24,0			
15,93	53	0,5	2,64	39	19,0	0,27	33	18,0	0,13	51	17,0	0,19	53	7,0	0,11	52	17,0	0,04	53	67,0	0,00	47	52,0	0,06	48	14,0			
3,71		26,0	2,69		18,0	0,60		2,0	0,13	37	16,0	0,01	37	49,0	0,19	39	5,0	0,05	37	71,0	0,02	37	42,0	0,00	38	50,0			
9,88	40	3,0	3,33	32	13,0	0,65	30	1,0	0,36	40	0,5	-0,07	42	72,0	0,12	41	15,0	-0,02	42	37,0	-0,05	35	68,0	0,06	36	12,0			
7,36	64	9,0	4,07	52	8,0	1,01	30	0,1	0,27	62	2,0	0,18	64	8,0	0,24	62	2,0	0,15	64	97,0	0,19	59	4,0	0,03	59	32,0			
-0,65	38	57,0	3,01	31	15,0	0,70	19	1,0	-0,03	39	61,0	0,11	41	19,0	0,24	32	2,0	-0,21	41	0,5	-0,08	34	79,0	-0,10	35	98,0			
16,26	49	0,5	5,87	42	2,0	0,13	41	34,0	0,17	50	10,0	0,29	52	1,0	0,25	50	1,0	0,05	53	73,0	0,06	44	28,0	0,01	45	45,0			
14,10	71	0,5	10,05	60	0,1	-0,39	55	92,0	0,34	70	0,5	0,27	72	2,0	0,24	70	1,0	0,09	72	86,0	0,13	68	11,0	0,11	69	2,0			
9,84	76	3,0	4,54	68	6,0	0,81	62	0,5	0,18	76	9,0	0,08	77	27,0	0,15	75	9,0	0,11	77	91,0	-0,04	73	65,0	0,05	73	19,0			
6,12	54	13,0	6,28	40	1,0	0,34	27	12,0	0,24	52	4,0	0,00	54	51,0	0,21	52	3,0	0,15	54	97,0	0,17	47	5,0	0,06	48	11,0			
9,29	41	4,0	5,62	20	3,0	0,26	14	19,0	0,20	39	6,0	0,07	39	31,0	0,12	41	14,0	0,00	40	49,0	-0,23	39	99,0	-0,01	40	62,0			
3,63	64	26,0	-1,71	55	74,0	0,54	49	3,0	0,14	63	14,0	-0,01	65	55,0	0,14	63	11,0	0,08	65	82,0	-0,06	58	73,0	0,07	59	8,0			
9,63		4,0	2,22		23,0	0,39		9,0	0,31		1,0	0,11		20,0	0,20		3,0	0,19		99,0	-0,12		87,0	0,05		16,0			
9,71	55	3,0	4,80	41	5,0	0,57	33	3,0	0,21	53	6,0	0,24	55	3,0	0,02	54	46,0	0,19	56	99,0	-0,02	49	59,0	0,05	49	17,0			
12,54	65	1,0	4,90	54	4,0	0,74	42	0,5	0,33	64	1,0	0,33	66	0,5	0,48	64	0,1	0,17	66	98,0	-0,04	61	66,0	0,03	61	28,0			
9,42		4,0	3,94		9,0	0,29		16,0	0,24		4,0	0,17		9,0	0,28		1,0	0,12		92,0	0,17		5,0	0,10		3,0			
0,01	63	52,0	-0,76	54	62,0	-0,01	53	53,0	0,38	62	0,5	0,01	64	48,0	0,23	62	2,0	0,36	64	99,0	-0,08	58	79,0	-0,11	59	99,0			
-0,62	72	57,0	2,19	63	23,0	0,98	55	0,1	0,01	72	48,0	0,00	73	50,0	0,00	71	51,0	0,02	73	59,0	0,14	68	8,0	0,11	69	2,0			
0,35	77	50,0	-1,07	67	67,0	0,54	63	3,0	0,03	76	42,0	-0,07	77	73,0	0,08	75	25,0	0,10	77	89,0	-0,17	73	95,0	-0,05	74	86,0			
3,00	56	30,0	1,12	45	36,0	0,31	41	14,0	0,29	56	1,0	-0,11	58	82,0	0,09	56	21,0	-0,03	58	35,0	-0,37	50	99,0	-0,12	50	99,0			
9,86	47	3,0	5,48	39	3,0	0,32	33	14,0	0,10	47	24,0	0,15	49	12,0	0,04	48	39,0	0,11	49	91,0	-0,11	41	85,0	0,04	42	21,0			
5,71	57	15,0	5,15	48	4,0	0,94	39	0,1	0,09	47	27,0	0,07	49	29,0	0,06	48	31,0	0,08	48	84,0	-0,21	40	98,0	-0,03	42	73,0			
9,85	74	3,0	2,12	64	24,0	0,39	61	9,0	0,30	73	1,0	0,02	74	44,0	0,31	73	0,5	0,25	75	99,0	0,00	70	51,0	0,08	70	8,0			
2,04	47	37,0	3,24	39	13,0	-0,18	32	75,0	0,11	50	21,0	-0,08	52	75,0	0,06	51	31,0	-0,20	52	1,0	0,11	46	14,0	0,15	47	0,5			
7,49	55	8,0	4,24	45	7,0	-0,38	45	92,0	0,29	55	1,0	0,02	56	46,0	0,27	55	1,0	0,23	57	99,0	-0,03	50	62,0	-0,11	50	99,0			
2,78	54	32,0	1,31	43	34,0	0,10	42	38,0	0,20	53	6,0	0,07	55	29,0	0,12	50	15,0	0,03	55	63,0	0,01	47	45,0	-0,03	48	71,0			
2,54	68	33,0	2,13	58	24,0	0,05	57	45,0	0,20	68	6,0	0,00	69	52,0	0,07	65	26,0	0,12	70	93,0	0,06	63	30,0	-0,02	63	63,0			
8,25	52	6,0	0,63	40	43,0	-0,10	37	66,0	0,10	51	23,0	0,11	52	20,0	0,17	45	7,0	-0,09	50	11,0	0,04	47	35,0	0,10	48	3,0			

BRAFORD TOUROS PAIS LÍDERES ORDENADOS PELO IQG PAMPAPLUS - TOP 30%

Reg	Nome	Nasc.	Grau de Sangue	Livro	Rebanhos	Filhos Desmama	Filhos Sobreano	IQG	%	Peso ao Nascer			Peso à Desmama Materno			Peso à Desmama Direto			Total Materno	
										DEP	AC	%	DEPm	AC	%	DEPd	AC	%	DEP	%
										141480	KUDOS 38-D19 SIWARD-T/E-	2001	38	PS	15	363	218	0,9	18,0	1,46
187243	PAMPIANO DO SOSSEGO TE 38-G025 IMPERADOR	2011	38	CCG	3	63	40	0,9	19,0	-0,50	61	14,0	3,47	34	5,0	-0,64	64	59,0	3,15	10,0
178410	BELVISTA 38-2214	2011	38	CCG	3	44	41	0,9	20,0	0,33	38	75,0	-5,88	42	99,0	8,54	51	1,0	-1,61	76,0
210371	SANTA CARMEN P.B. 38-2501	2012	38	CCG	2	102	52	0,8	22,0	0,00	58	49,0	3,67	36	4,0	0,55	62	45,0	3,95	5,0
150372	SANTA TEREZA E1541	2009	38	CCG	4	75	56	0,8	23,0	0,24	57	68,0	1,34	43	26,0	5,54	64	5,0	4,11	5,0
350006	SERENO 38-TE17257 STALONE	2017	38	CCG	3	112	61	0,8	22,0	0,64	58	91,0	3,04	26	7,0	3,64	60	15,0	4,86	2,0
110340	PITANGUEIRA 38-F669 VINTAGE	2006	38	CCG	6	77	32	0,8	22,0	0,12	48	59,0	-2,87	57	91,0	9,24	64	0,5	1,75	24,0
201659	ESTÂNCIA AURORA 38-I327	2011	38	CCG	2	109	107	0,8	21,0	0,98	54	98,0	-0,70	44	63,0	6,56	65	3,0	2,58	15,0
144709	ITA 38-804 LAFITE	2008	38	CCG	6	144	108	0,8	21,0	0,66	63	91,0	-0,71	53	63,0	2,25	69	27,0	0,41	44,0
295127	BELVISTA 38-4536 COMANCHERO	2016	38	CCG	9	113	48	0,8	22,0	0,26	55	70,0	1,91	26	18,0	-0,64	64	59,0	1,59	26,0
217601	PAMPIANO DO SOSSEGO 38-FIVI023 CORINGA	2013	38	CCG	17	663	376	0,7	24,0	0,58	79	88,0	-0,46	55	59,0	3,12	84	19,0	1,10	33,0
161253	SANTA ANA 38-0347 PACO	2010	38	CCG	5	117	57	0,7	23,0	0,49	68	84,0	-0,64	42	62,0	2,48	70	24,0	0,60	41,0
94615	PITANGUEIRA 38-DI95 CARA PALIDA	2004	38	CCG	4	137	77	0,7	24,0	0,64	71	90,0	1,73	48	20,0	1,20	73	38,0	2,33	17,0
99300	PITANGUEIRA 38-E153	2005	38	CCG	2	35	25	0,7	24,0	-0,35	51	22,0	0,67	28	37,0	0,93	52	41,0	1,14	33,0
178830	PITANGUEIRA 38-J164 CORONEL	2010	38	CCG	3	45	28	0,7	23,0	0,14	58	60,0	2,36	27	13,0	0,29	54	48,0	2,51	15,0
191020	BELVISTA 38-2922 APOGEU	2012	38	CCG	30	719	418	0,7	25,0	0,69	76	92,0	-0,01	59	50,0	1,89	85	30,0	0,93	36,0
149420	PITANGUEIRA 38-I214 (BITREM)	2009	38	CCG	21	1251	892	0,6	27,0	0,73	75	93,0	3,29	72	6,0	2,35	83	26,0	4,46	3,0
207484	SANTA RITA 38-T165	2012	38	CCG	3	70	41	0,6	27,0	-0,35	46	22,0	-2,96	39	92,0	5,69	49	5,0	-0,11	53,0
310521	CAMILA 38-S65 SENHOR	2016	38	CCG	20	231	99	0,6	26,0	0,73	75	93,0	0,24	16	45,0	-1,41	75	68,0	-0,47	59,0
155526	SANTA ANA 38-9305	2009	38	CCG	3	126	97	0,6	29,0	-0,95	66	2,0	-1,80	42	80,0	2,56	69	24,0	-0,52	60,0
159694	CARCAVIO 38-1514	2010	38	CCG	2	77	43	0,6	26,0	-0,02		47,0	-2,71	39	90,0	3,86	66	14,0	-0,78	64,0
168042	SANTA ANA 38-0163 DJOCKO	2010	38	CCG	12	198	149	0,6	28,0	0,16	75	62,0	-1,48	55	76,0	2,57	76	24,0	-0,20	54,0
269768	BELVISTA 38-4178	2015	38	CCG	3	57	53	0,6	26,0	0,38	43	78,0	-1,91	25	82,0	5,79	52	5,0	0,99	35,0
280552	SILENCIO 38-P2315	2015	38	CCG	2	41	30	0,6	29,0	-0,06	51	44,0	-0,89	11	66,0	4,37	45	11,0	1,30	30,0
155735	RKK 38-1902	2008	38	CCG	3	102	34	0,6	26,0	1,10	52	99,0	-4,92	30	99,0	6,27	61	3,0	-1,79	78,0
166846	BELVISTA 38-2158 GLADIADOR	2010	38	CCG	2	23	17	0,5	30,0	-0,39	41	20,0	-2,34	44	87,0	8,68	51	1,0	2,00	21,0
343623	BELVISTA 38-C130 XBOY	2018	38	CCG	2	67	0	0,5	30,0	0,45	33	82,0	-5,31	29	99,0	6,53	61	3,0	-2,05	81,0
84795	BELVISTA 38-5804 (PAYSANO)	2002	38	CCG	32	1327	785	0,5	30,0	-0,48	87	15,0	-0,49	83	59,0	2,09	89	28,0	0,55	42,0
113246	SAO MIGUEL 38-9411 CHIQUINHO	2006	38	CCG	4	69	43	0,5	30,0	1,40	62	99,0	-0,27	42	55,0	5,28	63	6,0	2,37	17,0

Peso ao Sobreano			Ganho Pós-Desmama			Perímetro Escrotal ao Sobreano			Musculatura			Estatura			Estrutura Corporal			Umbigo / Prepúcio			Pigmentação Ocular			Racial					
DEP	AC	%	DEP	AC	%	DEP	AC	%	DEP	AC	%	DEP	AC	%	DEP	AC	%	DEP	AC	%	DEP	AC	%	DEP	AC	%	DEP	AC	%
9,53	79	4,0	3,35	70	13,0	-0,49	62	96,0	0,18	78	8,0	0,20	79	5,0	0,13	75	13,0	0,31	78	99,0	0,04	75	35,0	0,02	76	39,0			
1,03	63	44,0	1,80	52	27,0	0,36	39	11,0	0,15	62	14,0	0,13	63	15,0	0,16	62	8,0	-0,03	64	34,0	0,03	58	40,0	-0,04	58	80,0			
13,56	53	1,0	5,15	46	4,0	0,44	43	7,0	0,13	55	17,0	0,18	57	8,0	0,13	56	12,0	-0,03	58	34,0	0,07	50	27,0	0,05	50	17,0			
1,41	59	41,0	1,79	46	28,0	-0,05	26	59,0	0,05	58	36,0	0,06	59	31,0	0,00	58	51,0	-0,15	60	2,0	0,04	54	36,0	0,07	55	11,0			
4,49	64	21,0	-0,74	54	62,0	0,27	51	18,0	0,12	63	20,0	0,23	64	3,0	0,02	50	44,0	-0,05	65	27,0	0,01	59	45,0	0,08	59	6,0			
0,51	59	48,0	-4,15	47	94,0	-0,06	45	59,0	0,33	58	1,0	-0,04	60	64,0	0,29	58	0,5	-0,06	61	22,0	-0,20	55	98,0	0,02	56	36,0			
9,41	63	4,0	0,41	52	46,0	0,06	44	43,0	0,16	64	12,0	0,10	65	22,0	0,04	64	38,0	-0,04	65	31,0	-0,11	61	85,0	0,07	61	9,0			
6,32	65	12,0	0,75	56	41,0	0,42	41	7,0	-0,02	65	57,0	0,06	67	34,0	0,05	63	33,0	0,07	66	79,0	-0,05	60	68,0	-0,04	62	79,0			
5,13	69	17,0	3,77	60	10,0	0,52	54	4,0	0,13	69	17,0	0,13	70	16,0	0,09	68	23,0	0,00	71	48,0	0,24	65	1,0	0,10	66	3,0			
0,00	62	52,0	0,59	50	43,0	0,71	43	1,0	0,16	61	12,0	0,03	63	42,0	0,15	61	10,0	-0,01	63	41,0	0,12	57	13,0	0,06	58	13,0			
4,10	81	23,0	1,03	73	37,0	0,27	67	18,0	0,14	80	15,0	0,00	82	50,0	0,18	77	5,0	0,07	82	80,0	-0,04	79	64,0	0,04	79	26,0			
4,10	66	23,0	1,95	53	26,0	0,45	42	6,0	0,12	65	20,0	-0,01	66	55,0	0,06	63	32,0	-0,07	65	18,0	0,05	60	32,0	-0,05	63	82,0			
2,34	71	35,0	1,64	60	29,0	0,51	52	4,0	0,03	70	44,0	0,13	71	16,0	0,12	69	14,0	0,21	71	99,0	-0,14	67	92,0	-0,04	67	79,0			
2,68	51	32,0	3,92	39	9,0	0,34	31	12,0	0,18	50	9,0	0,23	52	3,0	0,24	51	1,0	0,05	52	74,0	0,04	45	35,0	0,13	46	1,0			
2,87	52	31,0	4,25	40	7,0	-0,02	35	54,0	0,02	51	45,0	0,10	53	21,0	0,07	52	27,0	-0,09	54	13,0	0,05	47	32,0	0,07	47	9,0			
1,95	83	38,0	0,57	76	44,0	0,85	72	0,5	0,08	82	29,0	0,04	83	37,0	0,09	82	21,0	-0,07	83	16,0	0,15	80	8,0	0,05	81	20,0			
0,59	82	48,0	-1,46	76	71,0	0,17	72	28,0	-0,01	82	56,0	0,02	83	44,0	0,03	79	42,0	0,03	82	64,0	0,10	79	17,0	0,04	80	24,0			
9,79	46	3,0	4,10	34	8,0	-0,01	24	54,0	0,04	44	39,0	0,09	45	24,0	0,02	45	46,0	0,07	45	82,0	-0,18	43	96,0	0,09	43	5,0			
1,73	70	39,0	4,87	56	5,0	0,21	51	24,0	0,15	68	13,0	-0,01	70	54,0	0,06	68	32,0	-0,02	70	39,0	0,13	66	10,0	0,09	67	4,0			
2,94	69	30,0	0,82	60	40,0	0,62	54	2,0	0,22	69	5,0	0,06	70	32,0	0,21	68	3,0	0,03	70	62,0	0,12	64	13,0	0,13	65	1,0			
6,56	63	11,0	3,44	51	12,0	-0,22	42	79,0	0,29	62	1,0	0,02	64	44,0	0,14	62	11,0	0,09	64	87,0	0,06	58	27,0	0,02	59	40,0			
3,11	75	29,0	0,62	66	43,0	0,72	61	1,0	0,14	75	15,0	0,03	76	41,0	0,09	74	21,0	0,10	76	89,0	0,03	72	40,0	0,00	72	51,0			
6,28	53	12,0	-1,36	44	70,0	0,85	41	0,5	-0,01	53	57,0	-0,01	55	53,0	-0,03	54	64,0	-0,01	56	44,0	-0,14	47	91,0	0,04	48	21,0			
5,43	44	16,0	0,53	33	44,0	0,28	17	17,0	0,05	43	38,0	0,06	44	34,0	-0,08	43	79,0	-0,02	45	41,0	0,03	37	38,0	0,02	38	38,0			
11,60	58	1,0	5,69	45	2,0	-0,14	40	70,0	0,23	56	4,0	0,19	57	7,0	0,23	55	2,0	0,02	56	60,0	0,05	50	33,0	0,05	54	19,0			
8,68	52	5,0	0,48	45	45,0	-0,18	43	75,0	0,04	55	39,0	0,12	57	17,0	0,13	55	12,0	0,04	58	70,0	0,08	50	23,0	0,07	51	10,0			
8,55	52	6,0	3,48	33	12,0	0,58	32	2,0	0,03	50	43,0	-0,04	51	64,0	0,05	52	33,0	-0,12	52	6,0	-0,01	51	55,0	0,05	51	17,0			
3,43	88	27,0	0,98	84	38,0	0,51	81	4,0	0,09	88	27,0	0,09	89	24,0	0,09	87	23,0	0,03	88	61,0	-0,07	86	75,0	0,08	87	6,0			
7,38	62	9,0	0,66	50	42,0	-0,18	36	75,0	0,22	61	4,0	0,32	63	1,0	0,17	61	7,0	-0,14	63	3,0	-0,14	58	91,0	0,15	58	0,5			

BRAFORD TOUROS PAIS LÍDERES ORDENADOS PELO PESO AO NASCER - TOP 30%

Reg	Nome	Nasc.	Grau de Sangue	Livro	Rebanhos	Filhos Desmama	Filhos Sobreano	IQG	%	Peso ao Nascer			Peso à Desmama Materno			Peso à Desmama Direto			Total Materno	
										DEP	AC	%	DEPm	AC	%	DEPd	AC	%	DEP	%
										IA-B063	RANCHO 936 TE MAGICO	2012	38	CCG	10	41	9	1,8	4,0	-1,79
126711	SANTA ANA 38-7251	2007	38	CCG	2	104	82	0,1	44,0	-1,23	64	0,5	2,33	48	13,0	-3,23	66	84,0	0,72	39,0
82160	PITANGUEIRA 38-B2049 (CPI DA PIT)	2002	38	CCG	6	188	64	-0,4	67,0	-1,05	71	1,0	3,85	47	3,0	-6,33	73	97,0	0,68	40,0
139119	SANTA ANA 38-8185 CADUCO	2008	38	CCG	7	158	95	-1,0	83,0	-0,99	69	2,0	-1,75	50	80,0	-3,30	73	85,0	-3,40	93,0
155526	SANTA ANA 38-9305	2009	38	CCG	3	126	97	0,6	29,0	-0,95	66	2,0	-1,80	42	80,0	2,56	69	24,0	-0,52	60,0
119106	SAO LUCAS 38-2405 VAQUEANO	2006	38	CCG	15	459	266	-0,1	55,0	-0,90	74	3,0	3,99	63	3,0	-5,00	77	94,0	1,49	28,0
144908	SANTA ANA 38-8221	2008	38	CCG	2	124	107	0,4	33,0	-0,89	70	3,0	3,65	50	4,0	2,45	70	25,0	4,87	2,0
68245	PAMPIANO 38-A160 (MARAGATO)	1998	38	CCG	4	58	34	-0,8	79,0	-0,75	66	5,0	-2,37	68	87,0	1,55	64	34,0	-1,59	76,0
139117	SANTA ANA 38-8211	2008	38	CCG	7	160	104	1,1	14,0	-0,64	72	9,0	3,83	55	3,0	-1,72	74	71,0	2,98	11,0
IA-B045	RANCHO 906 T/E X-BULL	2012	38	CCG	44	1289	983	-0,6	71,0	-0,54	85	12,0	-4,99	72	99,0	1,39	87	36,0	-4,30	97,0
296455	IRAPUA 38-F017 FARRAPO	2016	38	CCG	6	71	7	1,7	4,0	-0,53	63	13,0	0,47	18	41,0	6,28	60	3,0	3,61	7,0
187243	PAMPIANO DO SOSSEGO TE 38-G025 IMPERADOR	2011	38	CCG	3	63	40	0,9	19,0	-0,50	61	14,0	3,47	34	5,0	-0,64	64	59,0	3,15	10,0
217223	SÃO MIGUEL 38-D237 NACIONAL	2013	38	CCG	3	243	223	0,5	32,0	-0,49	64	15,0	-1,49	43	76,0	1,06	72	39,0	-0,95	66,0
84795	BELVISTA 38-5804 (PAYSANO)	2002	38	CCG	32	1327	785	0,5	30,0	-0,48	87	15,0	-0,49	83	59,0	2,09	89	28,0	0,55	42,0
310978	NOVA AURORA 38-I5002 (NATIVO)	2014	38	CCG	3	167	95	1,4	8,0	-0,42	63	18,0	-0,86	28	66,0	3,63	66	15,0	0,95	36,0
39122	ALVORADA 14-T1724 (DUQUE)	1997	14	CCG	12	140	77	0,5	32,0	-0,37	66	21,0	-0,18	68	53,0	5,12	72	7,0	2,38	17,0
IA-B016	CUYANO HUINCA SHAKA 8854 - BENJAMIN	1998	38	CCG	6	149	84	0,0	52,0	-0,37	66	21,0	-7,52	57	99,0	5,56	73	5,0	-4,74	98,0
104149	NOVA AURORA ANJO DA GUARDA 38-5966 PAJÉ	2005	38	CCG	2	107	53	-0,8	78,0	-0,35	68	22,0	-0,68	46	63,0	-0,61	69	59,0	-0,98	67,0
168668	SERENO 38-TE0099	2010	38	CCG	2	61	54	-0,1	53,0	-0,35	60	22,0	3,25	38	6,0	-3,49	63	86,0	1,51	27,0
IA-B028	CUYANO HUINCA BENJAMIN D1518 TAITÁ	2001	38	CCG	21	1277	802	-0,4	65,0	-0,34	82	23,0	-4,26	81	98,0	2,54	88	24,0	-2,99	90,0
15721	PAMPIANO 38-1544 (GURI)	1993	38	PS	7	174	133	-1,0	83,0	-0,30	72	26,0	-0,91	68	67,0	-1,49	75	69,0	-1,65	76,0
149410	PITANGUEIRA 38-I408 (DON PEDRITO)	2009	38	CCG	8	130	100	-1,0	83,0	-0,28	69	27,0	-2,88	49	91,0	0,98	70	40,0	-2,38	85,0
IA-B043	RANCHO 316 T/E MAGNO	2007	38	CCG	28	1244	860	2,4	1,0	-0,27	84	27,0	2,41	73	12,0	4,66	88	9,0	4,74	3,0
135537	SANTA PRENDA 38-I027 VERMELHO 27	2007	38	CCG	11	1201	924	-1,2	88,0	-0,27	79	28,0	-5,18	73	99,0	1,29	82	37,0	-4,53	97,0
251486	SAO BENTO 38-Q134 SULINO	2014	38	CCG	11	152	116	2,2	1,0	-0,26	69	28,0	2,79	33	9,0	2,97	72	20,0	4,28	4,0
151274	SANTA ANA 38-9221 MONEY	2009	38	CCG	8	85	40	-0,4	64,0	-0,25	65	29,0	0,37	43	43,0	0,35	67	48,0	0,55	42,0
IA-B059	ARROCERO 5815 GENERAL VEDIA	2015	38	CCG	9	145	32	1,8	3,0	-0,23	67	30,0	-1,26	13	73,0	6,35	69	3,0	1,91	22,0

Peso ao Sobreano			Ganho Pós-Desmama			Perímetro Escrotal ao Sobreano			Musculatura			Estatura			Estrutura Corporal			Umbigo / Prepúcio			Pigmentação Ocular			Racial					
DEP	AC	%	DEP	AC	%	DEP	AC	%	DEP	AC	%	DEP	AC	%	DEP	AC	%	DEP	AC	%	DEP	AC	%	DEP	AC	%	DEP	AC	%
13,79	40	0,5	3,18	23	14,0	0,39	17	9,0	0,28	38	1,0	0,00	38	52,0	0,30	40	0,5	0,13	39	95,0	0,11	37	15,0	0,11	38	2,0			
-2,15	67	68,0	0,93	58	39,0	0,44	54	6,0	-0,01	66	55,0	0,09	68	25,0	-0,02	66	58,0	0,03	68	64,0	-0,26	62	99,0	-0,07	63	92,0			
-7,33	68	93,0	-0,76	54	62,0	0,52	44	4,0	-0,15	67	90,0	-0,15	68	89,0	-0,03	67	63,0	0,05	69	74,0	0,06	65	30,0	-0,09	66	96,0			
-6,03	71	89,0	-1,84	60	76,0	0,31	49	15,0	-0,05	71	67,0	-0,02	73	59,0	0,07	71	28,0	0,08	73	84,0	-0,11	68	85,0	-0,06	68	87,0			
2,94	69	30,0	0,82	60	40,0	0,62	54	2,0	0,22	69	5,0	0,06	70	32,0	0,21	68	3,0	0,03	70	62,0	0,12	64	13,0	0,13	65	1,0			
-3,69	76	78,0	2,22	66	23,0	-0,26	57	83,0	-0,10	75	79,0	0,07	76	29,0	-0,04	74	65,0	-0,10	76	10,0	-0,07	72	76,0	0,05	73	17,0			
2,12	71	36,0	-0,42	62	58,0	-0,98	61	99,0	0,16	71	11,0	0,10	73	23,0	0,13	71	12,0	-0,27	73	0,1	-0,03	67	63,0	0,07	68	10,0			
-1,43	66	63,0	-1,73	65	75,0	-0,59	61	98,0	0,03	75	43,0	0,04	76	38,0	0,01	67	47,0	-0,01	70	44,0	0,04	66	34,0	0,06	73	14,0			
-0,62	72	57,0	2,19	63	23,0	0,98	55	0,1	0,01	72	48,0	0,00	73	50,0	0,00	71	51,0	0,02	73	59,0	0,14	68	8,0	0,11	69	2,0			
-0,19	87	54,0	-1,35	82	70,0	0,33	79	13,0	0,22	87	4,0	-0,12	88	84,0	0,16	86	8,0	0,03	88	62,0	-0,02	85	58,0	0,08	85	6,0			
10,10	47	3,0	4,90	22	4,0	0,24		21,0	0,22	45	5,0	0,03	46	40,0	0,12	47	15,0	0,09	47	86,0	-0,12	47	87,0	0,03	48	31,0			
1,03	63	44,0	1,80	52	27,0	0,36	39	11,0	0,15	62	14,0	0,13	63	15,0	0,16	62	8,0	-0,03	64	34,0	0,03	58	40,0	-0,04	58	80,0			
6,42	73	12,0	5,22	65	3,0	-0,57	54	98,0	0,21	73	5,0	0,04	74	39,0	0,23	72	2,0	0,24	74	99,0	0,05	69	31,0	0,10	69	3,0			
3,43	88	27,0	0,98	84	38,0	0,51	81	4,0	0,09	88	27,0	0,09	89	24,0	0,09	87	23,0	0,03	88	61,0	-0,07	86	75,0	0,08	87	6,0			
7,36	64	9,0	4,07	52	8,0	1,01	30	0,1	0,27	62	2,0	0,18	64	8,0	0,24	62	2,0	0,15	64	97,0	0,19	59	4,0	0,03	59	32,0			
6,87	72	10,0	1,66	65	29,0	-0,53	55	97,0	0,11	73	21,0	0,16	75	10,0	0,03	72	41,0	-0,10	75	11,0	0,03	70	38,0	-0,04	71	81,0			
9,33	72	4,0	3,80	61	9,0	0,31	60	15,0	0,08	71	29,0	0,16	72	10,0	0,16	69	8,0	0,16	72	97,0	0,06	68	28,0	0,10	68	3,0			
-2,09	66	68,0	-0,85	54	64,0	-0,61	43	99,0	0,00	65	53,0	0,08	67	26,0	0,02	65	47,0	0,08	67	85,0	-0,07	62	76,0	-0,06	63	90,0			
-2,42	63	70,0	0,96	54	38,0	-0,54	48	97,0	0,16	63	11,0	0,17	64	9,0	0,09	62	23,0	0,05	65	71,0	-0,08	57	77,0	-0,02	58	64,0			
2,44	87	34,0	-0,35	82	57,0	0,07	77	42,0	0,10	87	23,0	0,08	88	27,0	0,12	86	15,0	0,22	88	99,0	-0,05	85	69,0	0,10	86	3,0			
-4,43	75	82,0	-2,51	68	83,0	-0,01	58	53,0	-0,10	76	79,0	-0,10	77	79,0	-0,07	75	76,0	0,17	77	98,0	0,07	73	25,0	-0,01	73	57,0			
-2,44	70	70,0	-2,71	60	84,0	-0,01	54	53,0	-0,10	69	81,0	0,04	71	39,0	-0,11	69	86,0	0,04	71	68,0	0,09	65	21,0	0,06	66	15,0			
10,59	87	2,0	6,41	82	1,0	0,83	79	0,5	0,24	86	3,0	-0,05	87	66,0	0,30	86	0,5	0,37	87	99,0	0,04	85	36,0	0,11	85	2,0			
-0,34	81	55,0	-1,28	76	69,0	-0,59	68	98,0	0,07	81	32,0	-0,04	82	64,0	0,09	81	23,0	-0,03	82	35,0	-0,18	79	96,0	0,03	79	28,0			
10,13	71	3,0	7,77	61	0,5	0,66	54	1,0	0,13	70	18,0	-0,01	72	54,0	0,17	70	7,0	0,09	72	87,0	-0,11	66	86,0	0,04	67	26,0			
-3,57	64	77,0	-4,62	52	95,0	-0,03	48	56,0	0,16	63	12,0	-0,04	64	63,0	0,08	63	24,0	0,05	64	74,0	0,22	60	2,0	0,12	61	1,0			
13,14	61	1,0	7,52	43	0,5	0,32	30	14,0	0,22	59	4,0	-0,05	60	66,0	0,24	59	2,0	0,05	61	72,0	0,05	58	30,0	0,08	58	6,0			

BRAFORD TOUROS PAIS LÍDERES ORDENADOS PELO PESO À DESMAMA DIRETO - TOP 30%

Reg	Nome	Nasc.	Grau de Sangue	Livro	Rebanhos	Filhos Desmama	Filhos Sobreano	IQG	%	Peso ao Nascer			Peso à Desmama Materno			Peso à Desmama Direto			Total Materno	
										DEP	AC	%	DEPm	AC	%	DEPd	AC	%	DEP	%
										194602	SANTA TEREZA 38-H2134 MARQUÊS	2012	38	CCG	12	119	56	2,3	1,0	1,97
320925	SANTA GERTRUDES 38-1203 DOBLE ANCHO	2017	38	CCG	2	128	66	2,4	1,0	0,50	16	85,0	-2,71	21	90,0	9,85	65	0,5	2,21	18,0
143119	SANTA TEREZA 38-D1369 MONTREAL	2008	38	CCG	7	74	78	2,4	1,0	1,25	58	99,0	-0,89	45	66,0	9,59	64	0,5	3,90	5,0
110340	PITANGUEIRA 38-F669 VINTAGE	2006	38	CCG	6	77	32	0,8	22,0	0,12	48	59,0	-2,87	57	91,0	9,24	64	0,5	1,75	24,0
181526	SERENO 38-TE1001	2011	38	CCG	4	264	238	3,2	0,1	0,15	73	62,0	1,76	49	20,0	9,11	75	0,5	6,31	0,5
138522	NOVA AURORA ANJO DA GUARDA 38-9744	2009	38	CCG	2	95	57	1,1	13,0	0,34	60	75,0	-4,87	44	99,0	8,01	66	1,0	-0,87	65,0
IA-B053	AGRO-LEPAL MR. ANCHO T19-T/E	2015	38	CCG	4	82	6	1,8	3,0	0,66	58	91,0	-2,16	14	85,0	7,81	61	1,0	1,75	24,0
159851	SAO BENTO 38-K379	2010	38	CCG	3	245	77	1,9	3,0	1,38	45	99,0	-3,81	50	97,0	7,23	75	2,0	-0,20	54,0
IA-B065	AGROLEPAL T125 TE CAIN	2017	38	CCG	11	87	0	1,2	12,0	0,24	71	68,0	-2,51	12	88,0	7,21	62	2,0	1,10	33,0
154401	CARCAVIO 38-1146	2009	38	CCG	2	262	162	1,0	16,0	-0,10	39	40,0	-4,26	50	98,0	7,21	76	2,0	-0,66	62,0
201659	ESTÂNCIA AURORA 38-1327	2011	38	CCG	2	109	107	0,8	21,0	0,98	54	98,0	-0,70	44	63,0	6,56	65	3,0	2,58	15,0
IA-B057	GUASUNCHOS 3125 BULON EXPERTO	2012	38	CCG	38	1091	722	3,1	0,1	0,79	82	95,0	0,86	21	34,0	6,55	85	3,0	4,14	4,0
343623	BELVISTA 38-C130 XBOY	2018	38	CCG	2	67	0	0,5	30,0	0,45	33	82,0	-5,31	29	99,0	6,53	61	3,0	-2,05	81,0
159695	CARCAVIO 38-1435 RAULITO	2010	38	CCG	28	614	409	2,1	2,0	0,56	77	87,0	-1,09	72	70,0	6,36	84	3,0	2,09	20,0
IA-B059	ARROCERO 5815 GENERAL VEDIA	2015	38	CCG	9	145	32	1,8	3,0	-0,23	67	30,0	-1,26	13	73,0	6,35	69	3,0	1,91	22,0
296455	IRAPUA 38-F017 FARRAPO	2016	38	CCG	6	71	7	1,7	4,0	-0,53	63	13,0	0,47	18	41,0	6,28	60	3,0	3,61	7,0
141480	KUDOS 38-D19 SIWARD-T/E-	2001	38	PS	15	363	218	0,9	18,0	1,46	72	99,0	-0,02	62	50,0	6,28	80	3,0	3,11	10,0
155735	RKK 38-1902	2008	38	CCG	3	102	34	0,6	26,0	1,10	52	99,0	-4,92	30	99,0	6,27	61	3,0	-1,79	78,0
152867	BELVISTA BELVISTA COMBAT 38-1632 CALYPSO	2009	38	CCG	8	96	65	1,5	7,0	1,14	59	99,0	-2,74	48	90,0	6,15	68	4,0	0,33	46,0
311633	MAE RAINHA 38-TE569 MAESTRO	2016	38	CCG	15	455	317	2,5	1,0	0,14	77	61,0	1,52	33	23,0	6,07	78	4,0	4,55	3,0
204745	RIO NEGRO 38-2055	2012	38	CCG	5	147	104	-1,2	88,0	-0,13	67	38,0	-11,67	41	99,0	5,94	68	4,0	-8,71	99,0
IA-B066	MARCABOTE 17M PAYE 21570 MAGICO TE CURUNDU	2017	38	CCG	6	100	0	1,1	13,0	0,09	64	56,0	-1,55	12	77,0	5,88	62	4,0	1,39	29,0
158034	MAE RAINHA 38-3815 TREVO	2009	38	CCG	16	261	198	1,3	10,0	0,60	75	89,0	-2,63	57	90,0	5,77	77	5,0	0,25	47,0
IA-B016	CUYANO HUINCA SHAKA 8854 - BENJAMIN	1998	38	CCG	6	149	84	0,0	52,0	-0,37	66	21,0	-7,52	57	99,0	5,56	73	5,0	-4,74	98,0
150372	SANTA TEREZA EI541	2009	38	CCG	4	75	56	0,8	23,0	0,24	57	68,0	1,34	43	26,0	5,54	64	5,0	4,11	5,0
129846	PAMPIANO DO SOSSEGO 38-TE B7020	2007	38	CCG	5	189	98	1,4	8,0	0,23	73	67,0	-2,14	50	85,0	5,51	74	6,0	0,62	41,0
198949	PITANGUEIRA 38-L140 CAPATAZ	2012	38	CCG	16	107	50	0,3	37,0	0,44	77	81,0	-1,13	39	70,0	5,50	65	6,0	1,62	26,0
111099	SAO MIGUEL 38-9453 SANCHO	2006	38	CCG	3	191	85	0,2	43,0	0,62	73	90,0	-1,06	51	69,0	5,48	74	6,0	1,68	25,0
126727	NOVA AURORA ANJO DA GUARDA 38-7672	2007	38	CCG	2	93	73	0,0	52,0	0,54	42	87,0	-3,85	51	97,0	5,40	65	6,0	-1,15	69,0
113246	SAO MIGUEL 38-9411 CHIQUINHO	2006	38	CCG	4	69	43	0,5	30,0	1,40	62	99,0	-0,27	42	55,0	5,28	63	6,0	2,37	17,0

Peso ao Sobreano			Ganho Pós-Desmama			Perímetro Escrotal ao Sobreano			Musculatura			Estatura			Estrutura Corporal			Umbigo / Prepúcio			Pigmentação Ocular			Racial					
DEP	AC	%	DEP	AC	%	DEP	AC	%	DEP	AC	%	DEP	AC	%	DEP	AC	%	DEP	AC	%	DEP	AC	%	DEP	AC	%	DEP	AC	%
17,67	66	0,1	9,60	53	0,1	0,50	50	4,0	0,41	65	0,1	0,17	66	9,0	0,11	62	16,0	0,05	67	72,0	0,29	62	0,5	0,10	63	3,0			
15,07	62	0,5	6,70	49	1,0	0,77	32	0,5	0,44	61	0,1	0,03	63	40,0	0,37	61	0,1	0,20	63	99,0	-0,14	57	91,0	0,00	58	54,0			
16,76	65	0,1	7,66	57	0,5	0,79	53	0,5	0,30	64	1,0	0,26	66	2,0	-0,02	54	60,0	0,08	66	83,0	-0,02	60	56,0	0,11	61	2,0			
9,41	63	4,0	0,41	52	46,0	0,06	44	43,0	0,16	64	12,0	0,10	65	22,0	0,04	64	38,0	-0,04	65	31,0	-0,11	61	85,0	0,07	61	9,0			
17,88	76	0,1	10,39	68	0,1	0,72	65	1,0	0,49	76	0,1	0,35	77	0,5	0,45	75	0,1	0,13	77	95,0	0,30	72	0,5	-0,14	72	99,0			
12,54	65	1,0	4,90	54	4,0	0,74	42	0,5	0,33	64	1,0	0,33	66	0,5	0,48	64	0,1	0,17	66	98,0	-0,04	61	66,0	0,03	61	28,0			
13,49	48	1,0	7,05	24	1,0	0,66	23	1,0	0,29	46	1,0	0,21	47	5,0	0,23	48	2,0	0,08	47	83,0	0,06	48	29,0	-0,06	49	87,0			
13,81	69	0,5	7,84	55	0,5	0,75	55	0,5	0,36	67	0,5	0,06	68	33,0	0,17	67	7,0	0,17	69	98,0	0,07	66	26,0	0,12	67	1,0			
9,63		4,0	2,22		23,0	0,39		9,0	0,31		1,0	0,11		20,0	0,20		3,0	0,19		99,0	-0,12		87,0	0,05		16,0			
9,85	74	3,0	2,12	64	24,0	0,39	61	9,0	0,30	73	1,0	0,02	74	44,0	0,31	73	0,5	0,25	75	99,0	0,00	70	51,0	0,08	70	8,0			
6,32	65	12,0	0,75	56	41,0	0,42	41	7,0	-0,02	65	57,0	0,06	67	34,0	0,05	63	33,0	0,07	66	79,0	-0,05	60	68,0	-0,04	62	79,0			
14,82	83	0,5	8,53	76	0,5	1,36	73	0,1	0,42	82	0,1	-0,02	83	57,0	0,39	82	0,1	0,08	83	83,0	0,06	80	30,0	0,06	81	12,0			
8,55	52	6,0	3,48	33	12,0	0,58	32	2,0	0,03	50	43,0	-0,04	51	64,0	0,05	52	33,0	-0,12	52	6,0	-0,01	51	55,0	0,05	51	17,0			
15,54	84	0,5	9,71	78	0,1	0,55	72	3,0	0,20	83	6,0	0,15	84	12,0	0,11	82	18,0	0,05	84	74,0	-0,04	81	66,0	0,06	82	14,0			
13,14	61	1,0	7,52	43	0,5	0,32	30	14,0	0,22	59	4,0	-0,05	60	66,0	0,24	59	2,0	0,05	61	72,0	0,05	58	30,0	0,08	58	6,0			
10,10	47	3,0	4,90	22	4,0	0,24		21,0	0,22	45	5,0	0,03	46	40,0	0,12	47	15,0	0,09	47	86,0	-0,12	47	87,0	0,03	48	31,0			
9,53	79	4,0	3,35	70	13,0	-0,49	62	96,0	0,18	78	8,0	0,20	79	5,0	0,13	75	13,0	0,31	78	99,0	0,04	75	35,0	0,02	76	39,0			
11,60	58	1,0	5,69	45	2,0	-0,14	40	70,0	0,23	56	4,0	0,19	57	7,0	0,23	55	2,0	0,02	56	60,0	0,05	50	33,0	0,05	54	19,0			
12,51	67	1,0	7,63	57	0,5	0,34	56	12,0	0,14	67	15,0	-0,02	68	57,0	0,02	62	45,0	-0,15	68	3,0	0,11	63	15,0	0,10	63	3,0			
11,03	76	2,0	6,48	67	1,0	0,84	63	0,5	0,35	75	0,5	-0,06	77	71,0	0,27	75	1,0	0,12	77	94,0	0,04	72	34,0	0,09	73	5,0			
7,60	68	8,0	2,88	57	16,0	-0,07	53	62,0	-0,08	67	75,0	0,11	69	20,0	-0,05	67	71,0	-0,01	69	44,0	-0,23	63	99,0	-0,01	64	57,0			
9,42		4,0	3,94		9,0	0,29		16,0	0,24		4,0	0,17		9,0	0,28		1,0	0,12		92,0	0,17		5,0	0,10		3,0			
9,84	76	3,0	4,54	68	6,0	0,81	62	0,5	0,18	76	9,0	0,08	77	27,0	0,15	75	9,0	0,11	77	91,0	-0,04	73	65,0	0,05	73	19,0			
9,33	72	4,0	3,80	61	9,0	0,31	60	15,0	0,08	71	29,0	0,16	72	10,0	0,16	69	8,0	0,16	72	97,0	0,06	68	28,0	0,10	68	3,0			
4,49	64	21,0	-0,74	54	62,0	0,27	51	18,0	0,12	63	20,0	0,23	64	3,0	0,02	50	44,0	-0,05	65	27,0	0,01	59	45,0	0,08	59	6,0			
14,10	71	0,5	10,05	60	0,1	-0,39	55	92,0	0,34	70	0,5	0,27	72	2,0	0,24	70	1,0	0,09	72	86,0	0,13	68	11,0	0,11	69	2,0			
6,50	62	12,0	0,15	50	50,0	-0,04	47	57,0	-0,06	62	69,0	-0,07	64	71,0	0,00	61	52,0	0,01	63	55,0	-0,12	59	87,0	0,07	60	8,0			
3,71	70	25,0	-1,85	58	76,0	0,17	44	29,0	0,11	69	21,0	0,24	70	3,0	0,01	69	49,0	-0,03	71	33,0	-0,01	67	56,0	-0,08	68	95,0			
2,19	66	36,0	-2,34	57	81,0	0,44	50	7,0	0,08	66	30,0	-0,01	68	56,0	0,17	65	7,0	0,17	68	98,0	-0,01	62	55,0	0,09	62	5,0			
7,38	62	9,0	0,66	50	42,0	-0,18	36	75,0	0,22	61	4,0	0,32	63	1,0	0,17	61	7,0	-0,14	63	3,0	-0,14	58	91,0	0,15	58	0,5			

BRAFORD TOUROS PAIS LÍDERES ORDENADOS PELO PESO À DESMAMA DIRETO - TOP 30%

Reg	Nome	Nasc.	Grau de Sangue	Livro	Rebanhos	Filhos Desmama	Filhos Sobreano	IQG	%	Peso ao Nascer			Peso à Desmama Materno			Peso à Desmama Direto			Total Materno	
										DEP	AC	%	DEPm	AC	%	DEPd	AC	%	DEP	%
										39122	ALVORADA 14-T1724 (DUQUE)	1997	14	CCG	12	140	77	0,5	32,0	-0,37
63910	NOVA ESPERANCA 38-409 (MAULA)	2000	38	CCG	6	215	85	-0,4	65,0	0,63	75	90,0	-6,03	72	99,0	4,83	77	8,0	-3,62	94,0
IA-B043	RANCHO 316 T/E MAGNO	2007	38	CCG	28	1244	860	2,4	1,0	-0,27	84	27,0	2,41	73	12,0	4,66	88	9,0	4,74	3,0
235987	SAO BENTO 38-PI35 FRONTERO	2013	38	CCG	8	82	73	1,2	12,0	0,55	64	87,0	2,46	33	12,0	4,61	63	9,0	4,76	2,0
IA-B040	CUYANO HUINKA SHAKA D1450 KACHAPÊ	2000	38	CCG	20	281	284	0,4	34,0	0,67	70	92,0	-3,09	61	93,0	4,55	77	10,0	-0,81	64,0
36500	PAMPIANO 38-3666 (SEPE)	1996	38	CCG	16	778	489	-0,1	55,0	0,51	80	85,0	-4,02	83	97,0	4,55	85	10,0	-1,74	78,0
73647	PITANGUEIRA 38-A252 (BIG BROTHER)	2001	38	CCG	50	1105	675	0,1	47,0	1,44	88	99,0	-4,05	84	97,0	4,54	89	10,0	-1,78	78,0
90750	BELVISTA 38-5922 (PAJERO)	2002	38	CCG	3	100	73	0,5	31,0	0,24	51	69,0	-1,89	65	82,0	4,31	67	11,0	0,26	47,0
159694	CARCAVIO 38-1514	2010	38	CCG	2	77	43	0,6	26,0	-0,02		47,0	-2,71	39	90,0	3,86	66	14,0	-0,78	64,0
350006	SERENO 38-TEI7257 STALONE	2017	38	CCG	3	112	61	0,8	22,0	0,64	58	91,0	3,04	26	7,0	3,64	60	15,0	4,86	2,0
310978	NOVA AURORA 38-I5002 (NATIVO)	2014	38	CCG	3	167	95	1,4	8,0	-0,42	63	18,0	-0,86	28	66,0	3,63	66	15,0	0,95	36,0
99302	PITANGUEIRA 38-E164 BARÃO	2005	38	CCG	11	74	67	0,4	35,0	0,67	55	92,0	-2,21	47	85,0	3,44	65	16,0	-0,49	59,0
149230	SAO BENTO 38-J085 METRALHA	2009	38	CCG	20	318	216	0,2	44,0	1,42	72	99,0	-2,38	60	87,0	3,26	79	18,0	-0,75	63,0
217601	PAMPIANO DO SOSSEGO 38-FIVIO23 CORINGA	2013	38	CCG	17	663	376	0,7	24,0	0,58	79	88,0	-0,46	55	59,0	3,12	84	19,0	1,10	33,0
188018	SÃO MIGUEL 38-TEC47 ANAMA	2012	38	CCG	22	348	125	-0,6	73,0	0,86	77	96,0	-0,11	37	52,0	3,12	79	19,0	1,45	28,0
251486	SAO BENTO 38-Q134 SULINO	2014	38	CCG	11	152	116	2,2	1,0	-0,26	69	28,0	2,79	33	9,0	2,97	72	20,0	4,28	4,0
90741	BELVISTA 38-5784 (MILIONARIO)	2002	38	CCG	12	155	87	-0,1	56,0	0,77	62	94,0	-1,77	59	80,0	2,80	72	22,0	-0,37	57,0
126714	SAO LUIZ 38-7102 TORRESMO DA PEDRO SURREAUX	2007	38	CCG	12	290	214	2,1	2,0	0,25	78	69,0	4,90	50	1,0	2,72	79	22,0	6,26	0,5
271090	SANTA PRENDA 38-S064 SELETO	2015	38	CCG	2	294	235	-0,7	77,0	0,33	60	75,0	-4,18	36	98,0	2,70	73	22,0	-2,83	89,0
271719	PAMPIANO DO SOSSEGO 38-TEK008 MANO LIMA	2015	38	CCG	7	292	190	1,5	7,0	0,79	74	95,0	3,99	27	3,0	2,65	76	23,0	5,32	1,0
168042	SANTA ANA 38-0163 DJOCKO	2010	38	CCG	12	198	149	0,6	28,0	0,16	75	62,0	-1,48	55	76,0	2,57	76	24,0	-0,20	54,0
155526	SANTA ANA 38-9305	2009	38	CCG	3	126	97	0,6	29,0	-0,95	66	2,0	-1,80	42	80,0	2,56	69	24,0	-0,52	60,0
IA-B028	CUYANO HUINCA BENJAMIN D1518 TAITÁ	2001	38	CCG	21	1277	802	-0,4	65,0	-0,34	82	23,0	-4,26	81	98,0	2,54	88	24,0	-2,99	90,0
101292	CHAPADA 38-852670 (FORMULA 1)	2004	38	CCG	5	144	87	0,1	45,0	0,95	68	98,0	-0,12	50	52,0	2,54	72	24,0	1,14	33,0
161253	SANTA ANA 38-0347 PACO	2010	38	CCG	5	117	57	0,7	23,0	0,49	68	84,0	-0,64	42	62,0	2,48	70	24,0	0,60	41,0
100037	NOVA AURORA 38-5088 COPERIO	2004	38	CCG	14	225	171	-0,7	75,0	0,51	73	85,0	-2,98	63	92,0	2,48	76	25,0	-1,74	77,0
144908	SANTA ANA 38-8221	2008	38	CCG	2	124	107	0,4	33,0	-0,89	70	3,0	3,65	50	4,0	2,45	70	25,0	4,87	2,0
149420	PITANGUEIRA 38-I214 (BITREM)	2009	38	CCG	21	1251	892	0,6	27,0	0,73	75	93,0	3,29	72	6,0	2,35	83	26,0	4,46	3,0
IA-B009	NELIUS SHAKA 38-8188 (SIDNEY)	1996	38	CCG	2	32	25	0,1	47,0	0,99	53	98,0	-0,65	54	62,0	2,29	62	26,0	0,49	43,0
144709	ITA 38-804 LAFITE	2008	38	CCG	6	144	108	0,8	21,0	0,66	63	91,0	-0,71	53	63,0	2,25	69	27,0	0,41	44,0

Peso ao Sobreano			Ganho Pós-Desmama			Perímetro Escrotal ao Sobreano			Musculatura			Estatura			Estrutura Corporal			Umbigo / Prepúcio			Pigmentação Ocular			Racial					
DEP	AC	%	DEP	AC	%	DEP	AC	%	DEP	AC	%	DEP	AC	%	DEP	AC	%	DEP	AC	%	DEP	AC	%	DEP	AC	%	DEP	AC	%
6,87	72	10,0	1,66	65	29,0	-0,53	55	97,0	0,11	73	21,0	0,16	75	10,0	0,03	72	41,0	-0,10	75	11,0	0,03	70	38,0	-0,04	71	81,0			
7,30	76	9,0	2,58	68	19,0	-0,31	63	87,0	0,00	76	51,0	0,11	77	20,0	0,01	76	49,0	0,01	77	54,0	0,05	74	31,0	0,01	74	43,0			
10,59	87	2,0	6,41	82	1,0	0,83	79	0,5	0,24	86	3,0	-0,05	87	66,0	0,30	86	0,5	0,37	87	99,0	0,04	85	36,0	0,11	85	2,0			
3,63	64	26,0	-1,71	55	74,0	0,54	49	3,0	0,14	63	14,0	-0,01	65	55,0	0,14	63	11,0	0,08	65	82,0	-0,06	58	73,0	0,07	59	8,0			
2,72	78	32,0	-1,39	70	71,0	0,84	68	0,5	0,20	77	6,0	0,07	79	30,0	0,19	77	4,0	0,11	79	92,0	-0,03	74	63,0	0,09	75	6,0			
5,62	85	15,0	1,62	82	30,0	-0,42	76	93,0	0,09	86	26,0	0,06	87	31,0	0,02	85	44,0	0,03	86	64,0	0,04	84	35,0	0,06	85	15,0			
5,69	88	15,0	1,95	84	26,0	0,12	81	35,0	0,04	88	40,0	0,09	89	25,0	0,00	88	51,0	0,07	89	81,0	0,12	87	12,0	-0,04	87	77,0			
6,21	68	13,0	2,48	63	20,0	0,19	57	26,0	0,00	71	51,0	0,06	72	31,0	0,01	71	49,0	-0,03	72	32,0	0,00	68	50,0	0,05	69	17,0			
6,56	63	11,0	3,44	51	12,0	-0,22	42	79,0	0,29	62	1,0	0,02	64	44,0	0,14	62	11,0	0,09	64	87,0	0,06	58	27,0	0,02	59	40,0			
0,51	59	48,0	-4,15	47	94,0	-0,06	45	59,0	0,33	58	1,0	-0,04	60	64,0	0,29	58	0,5	-0,06	61	22,0	-0,20	55	98,0	0,02	56	36,0			
7,36	64	9,0	4,07	52	8,0	1,01	30	0,1	0,27	62	2,0	0,18	64	8,0	0,24	62	2,0	0,15	64	97,0	0,19	59	4,0	0,03	59	32,0			
4,63	65	20,0	2,01	55	25,0	0,37	49	10,0	0,09	65	26,0	0,11	67	19,0	0,02	63	45,0	0,18	67	99,0	0,08	62	22,0	-0,08	62	95,0			
4,30	78	22,0	1,23	70	35,0	-0,12	64	68,0	0,14	78	15,0	0,06	79	32,0	0,05	77	35,0	0,06	79	78,0	-0,12	75	88,0	0,00	75	54,0			
4,10	81	23,0	1,03	73	37,0	0,27	67	18,0	0,14	80	15,0	0,00	82	50,0	0,18	77	5,0	0,07	82	80,0	-0,04	79	64,0	0,04	79	26,0			
-2,11	75	68,0	-6,22	63	99,0	-0,42	58	93,0	0,01	74	49,0	-0,01	75	56,0	-0,04	73	65,0	-0,05	75	26,0	-0,07	72	76,0	-0,02	73	67,0			
10,13	71	3,0	7,77	61	0,5	0,66	54	1,0	0,13	70	18,0	-0,01	72	54,0	0,17	70	7,0	0,09	72	87,0	-0,11	66	86,0	0,04	67	26,0			
-4,17	71	81,0	-7,49	60	99,0	1,33	56	0,1	0,21	70	5,0	0,12	71	17,0	0,27	70	1,0	-0,07	72	18,0	0,01	67	45,0	0,03	68	27,0			
8,61	78	5,0	6,19	70	2,0	0,53	65	3,0	0,20	77	7,0	0,18	78	7,0	0,08	77	25,0	0,07	79	80,0	0,02	74	42,0	0,08	75	8,0			
-0,89	73	59,0	-3,22	63	88,0	-0,14	54	71,0	0,16	72	12,0	-0,05	73	66,0	0,04	71	39,0	0,07	74	82,0	-0,04	68	65,0	0,03	68	28,0			
2,88	75	31,0	1,04	65	37,0	0,70	57	1,0	0,13	74	17,0	-0,01	75	55,0	0,19	73	4,0	0,19	73	99,0	0,07	70	27,0	0,05	71	19,0			
3,11	75	29,0	0,62	66	43,0	0,72	61	1,0	0,14	75	15,0	0,03	76	41,0	0,09	74	21,0	0,10	76	89,0	0,03	72	40,0	0,00	72	51,0			
2,94	69	30,0	0,82	60	40,0	0,62	54	2,0	0,22	69	5,0	0,06	70	32,0	0,21	68	3,0	0,03	70	62,0	0,12	64	13,0	0,13	65	1,0			
2,44	87	34,0	-0,35	82	57,0	0,07	77	42,0	0,10	87	23,0	0,08	88	27,0	0,12	86	15,0	0,22	88	99,0	-0,05	85	69,0	0,10	86	3,0			
0,92	70	45,0	-1,30	60	69,0	0,36	48	11,0	0,02	69	45,0	0,13	70	16,0	-0,03	66	63,0	0,08	71	83,0	0,28	66	0,5	0,08	66	7,0			
4,10	66	23,0	1,95	53	26,0	0,45	42	6,0	0,12	65	20,0	-0,01	66	55,0	0,06	63	32,0	-0,07	65	18,0	0,05	60	32,0	-0,05	63	82,0			
-1,91	76	67,0	-4,06	68	93,0	0,01	61	50,0	0,09	76	26,0	-0,03	77	60,0	0,07	74	28,0	0,09	77	87,0	0,06	73	29,0	0,00	73	52,0			
2,12	71	36,0	-0,42	62	58,0	-0,98	61	99,0	0,16	71	11,0	0,10	73	23,0	0,13	71	12,0	-0,27	73	0,1	-0,03	67	63,0	0,07	68	10,0			
0,59	82	48,0	-1,46	76	71,0	0,17	72	28,0	-0,01	82	56,0	0,02	83	44,0	0,03	79	42,0	0,03	82	64,0	0,10	79	17,0	0,04	80	24,0			
0,53	62	48,0	-2,21	57	80,0	0,32	52	14,0	0,13	62	16,0	0,10	63	21,0	0,14	59	11,0	-0,07	63	19,0	0,02	59	44,0	0,13	60	1,0			
5,13	69	17,0	3,77	60	10,0	0,52	54	4,0	0,13	69	17,0	0,13	70	16,0	0,09	68	23,0	0,00	71	48,0	0,24	65	1,0	0,10	66	3,0			

BRAFORD TOUROS PAIS LÍDERES ORDENADOS PELO PESO À DESMAMA DIRETO - TOP 30%

Reg	Nome	Nasc.	Grau de Sangue	Livro	Rebanhos	Filhos Desmama	Filhos Sobreano	IQG	%	Peso ao Nascer			Peso à Desmama Materno			Peso à Desmama Direto			Total Materno	
										DEP	AC	%	DEPm	AC	%	DEPd	AC	%	DEP	%
252092	PAMPIANO DO SOSSEGO 38-FIVJ291 SAPUCAY	2014	38	CCG	7	174	32	0,3	38,0	0,18	63	63,0	-1,07	26	69,0	2,16	70	28,0	0,01	51,0
84795	BELVISTA 38-5804 (PAYSANO)	2002	38	CCG	32	1327	785	0,5	30,0	-0,48	87	15,0	-0,49	83	59,0	2,09	89	28,0	0,55	42,0
149219	BELVISTA B COMBAT 1718 CHEFAO	2009	38	CCG	10	152	114	-0,4	65,0	0,44	55	81,0	-4,07	57	97,0	2,07	73	29,0	-3,03	90,0
269781	BELVISTA 38-4216 MUTANTE	2015	38	CCG	3	198	90	0,4	34,0	1,24	61	99,0	-2,93	26	92,0	1,98	69	29,0	-1,95	80,0
144545	CARCAVIO 38-850	2008	38	CCG	2	70	41	0,2	44,0	0,70	33	92,0	1,73	43	20,0	1,95	65	30,0	2,70	14,0
94471	R.S.V. RAMBO 38 Z 09/04 38-8458	2004	38	CCG	3	186	92	0,5	32,0	0,53	73	86,0	0,30	49	44,0	1,94	73	30,0	1,28	31,0
169595	SAO BENTO 38-K182	2010	38	CCG	2	177	119	0,1	44,0	0,52	38	86,0	-3,75	42	96,0	1,90	70	30,0	-2,80	88,0
191020	BELVISTA 38-2922 APOGEU	2012	38	CCG	30	719	418	0,7	25,0	0,69	76	92,0	-0,01	59	50,0	1,89	85	30,0	0,93	36,0

Peso ao Sobreano			Ganho Pós-Desmama			Perímetro Escrotal ao Sobreano			Musculatura			Estatura			Estrutura Corporal			Umbigo / Prepúcio			Pigmentação Ocular			Racial					
DEP	AC	%	DEP	AC	%	DEP	AC	%	DEP	AC	%	DEP	AC	%	DEP	AC	%	DEP	AC	%	DEP	AC	%	DEP	AC	%	DEP	AC	%
3,43	63	27,0	2,80	47	17,0	-0,02	42	54,0	0,05	61	36,0	-0,07	62	72,0	0,05	61	33,0	0,09	63	87,0	0,02	60	42,0	-0,01	61	60,0			
3,43	88	27,0	0,98	84	38,0	0,51	81	4,0	0,09	88	27,0	0,09	89	24,0	0,09	87	23,0	0,03	88	61,0	-0,07	86	75,0	0,08	87	6,0			
1,99	72	37,0	1,44	63	32,0	-0,11	57	67,0	0,04	72	41,0	0,02	73	44,0	0,00	71	51,0	0,04	73	66,0	-0,05	68	68,0	0,01	69	47,0			
4,28	66	22,0	4,65	54	5,0	1,16	45	0,1	-0,12	65	85,0	-0,15	67	89,0	-0,12	65	88,0	-0,04	67	29,0	0,06	62	28,0	0,07	63	9,0			
-0,15	63	53,0	-3,10	52	87,0	0,41	42	8,0	-0,05	62	67,0	0,09	64	24,0	0,11	62	17,0	0,14	64	96,0	0,12	58	12,0	0,07	59	11,0			
4,77	70	19,0	4,30	58	7,0	-0,41	43	93,0	0,03	69	42,0	0,07	71	29,0	0,05	69	34,0	-0,14	71	3,0	-0,02	67	57,0	0,01	68	41,0			
5,17	69	17,0	4,25	59	7,0	-0,27	49	84,0	0,17	68	11,0	0,01	70	47,0	0,13	68	12,0	0,18	70	99,0	0,03	64	37,0	0,07	65	9,0			
1,95	83	38,0	0,57	76	44,0	0,85	72	0,5	0,08	82	29,0	0,04	83	37,0	0,09	82	21,0	-0,07	83	16,0	0,15	80	8,0	0,05	81	20,0			

BRAFORD TOUROS PAIS LÍDERES ORDENANDOS PELO TOTAL MATERNO - TOP 30%

Reg	Nome	Nasc.	Grau de Sangue	Livro	Rebanhos	Filhos Desmama	Filhos Sobreano	IQG	%	Peso ao Nascer			Peso à Desmama Materno			Peso à Desmama Direto			Total Materno	
										DEP	AC	%	DEPm	AC	%	DEPd	AC	%	DEP	%
										340315	MÃE RAINHA 323 MAGNO 38-3952	2018	38	CCG	2	21	0	6,1	0,1	0,03
341444	ESTÂNCIA AURORA 38-A7129	2017	38	CCG	3	41	1	2,9	0,5	1,11	33	99,0	-0,64	24	62,0	17,26	53	0,1	7,99	0,1
201716	SAO LUIZ 38-C361 DA PEDRO SURREAUX CINAMOMO	2011	38	CCG	8	164	60	1,8	4,0	0,58	69	88,0	7,61	45	0,1	0,38	71	47,0	7,80	0,1
282109	SERENO 38-4005	2014	38	CCG	2	25	20	3,2	0,1	-0,27	48	27,0	4,60	27	1,0	6,38	52	3,0	7,79	0,1
IA-B046	LOSGURISES Z230 LUCHO	2005	34	CCG	2	113	89	1,4	7,0	0,44	13	82,0	8,02	18	0,1	-2,33	39	77,0	6,86	0,5
181526	SERENO 38-TE1001	2011	38	CCG	4	264	238	3,2	0,1	0,15	73	62,0	1,76	49	20,0	9,11	75	0,5	6,31	0,5
126714	SAO LUIZ 38-7102 TORRESMO DA PEDRO SURREAUX	2007	38	CCG	12	290	214	2,1	2,0	0,25	78	69,0	4,90	50	1,0	2,72	79	22,0	6,26	0,5
187132	PAMPIANO DO SOSSEGO FIV 38-H260	2012	38	CCG	2	326	185	1,1	14,0	0,50	78	85,0	5,30	45	1,0	1,78	79	32,0	6,19	1,0
129837	SAO MIGUEL 38-6261	2003	38	CCG	3	107	78	1,5	6,0	-0,12	67	39,0	5,31	48	1,0	1,59	69	33,0	6,10	1,0
272787	SANTA HELENA 38-FIV1061 ADAMASTOR	2014	38	CCG	3	55	51	3,1	0,5	0,17	54	63,0	0,98	30	32,0	9,73	58	0,5	5,85	1,0
271719	PAMPIANO DO SOSSEGO 38-TEK008 MANO LIMA	2015	38	CCG	7	292	190	1,5	7,0	0,79	74	95,0	3,99	27	3,0	2,65	76	23,0	5,32	1,0
144908	SANTA ANA 38-8221	2008	38	CCG	2	124	107	0,4	33,0	-0,89	70	3,0	3,65	50	4,0	2,45	70	25,0	4,87	2,0
282110	SERENO 38-4021	2014	38	CCG	2	35	25	2,6	0,5	1,95	53	99,0	1,49	27	24,0	6,77	55	2,0	4,87	2,0
350006	SERENO 38-TE17257 STALONE	2017	38	CCG	3	112	61	0,8	22,0	0,64	58	91,0	3,04	26	7,0	3,64	60	15,0	4,86	2,0
58734	PAMPIANO 38-A198 (CASA NOVA)	1998	38	PS	21	468	276	0,1	44,0	0,24	79	68,0	5,00	77	1,0	-0,31	82	56,0	4,84	2,0
235987	SAO BENTO 38-PI35 FRONTERO	2013	38	CCG	8	82	73	1,2	12,0	0,55	64	87,0	2,46	33	12,0	4,61	63	9,0	4,76	2,0
IA-B043	RANCHO 316 T/E MAGNO	2007	38	CCG	28	1244	860	2,4	1,0	-0,27	84	27,0	2,41	73	12,0	4,66	88	9,0	4,74	3,0
246740	BELVISTA 38-3838 DOBLE	2014	38	CCG	2	76	45	2,0	2,0	0,90	35	97,0	0,99	35	32,0	7,36	46	2,0	4,67	3,0
168667	SERENO 38-TE0080	2010	38	CCG	2	66	50	1,1	13,0	0,60	60	89,0	4,66	40	1,0	-0,08	64	53,0	4,62	3,0
311633	MAE RAINHA 38-TE569 MAESTRO	2016	38	CCG	15	455	317	2,5	1,0	0,14	77	61,0	1,52	33	23,0	6,07	78	4,0	4,55	3,0
149420	PITANGUEIRA 38-I214 (BITREM)	2009	38	CCG	21	1251	892	0,6	27,0	0,73	75	93,0	3,29	72	6,0	2,35	83	26,0	4,46	3,0
62067	BELVISTA 38-4250 MIUDO	1999	38	CCG	2	27	8	1,0	16,0	0,19		64,0	4,63	45	1,0	-0,51	47	58,0	4,37	4,0
251486	SAO BENTO 38-Q134 SULINO	2014	38	CCG	11	152	116	2,2	1,0	-0,26	69	28,0	2,79	33	9,0	2,97	72	20,0	4,28	4,0
IA-B057	GUASUNCHOS 3125 BULON EXPERTO	2012	38	CCG	38	1091	722	3,1	0,1	0,79	82	95,0	0,86	21	34,0	6,55	85	3,0	4,14	4,0
150372	SANTA TEREZA EI541	2009	38	CCG	4	75	56	0,8	23,0	0,24	57	68,0	1,34	43	26,0	5,54	64	5,0	4,11	5,0
219597	SAO LUIZ 38-DI31 DA PEDRO SURREAUX	2012	38	CCG	2	66	43	0,5	31,0	-0,02	57	47,0	2,93	28	8,0	2,31	59	26,0	4,08	5,0
124774	RKK 38-1643	2006	38	CCG	2	24	21	0,5	31,0	1,06	35	99,0	1,01	37	31,0	6,02	48	4,0	4,02	5,0
210371	SANTA CARMEN P.B. 38-2501	2012	38	CCG	2	102	52	0,8	22,0	0,00	58	49,0	3,67	36	4,0	0,55	62	45,0	3,95	5,0
143119	SANTA TEREZA 38-DI369 MONTREAL	2008	38	CCG	7	74	78	2,4	1,0	1,25	58	99,0	-0,89	45	66,0	9,59	64	0,5	3,90	5,0
329291	TRES ARROYOS 38-TE7005 PINHAO DA PLATANO	2017	38	CCG	2	40	21	1,6	5,0	0,19	31	64,0	2,61	26	11,0	2,47	33	25,0	3,84	6,0

Peso ao Sobreano			Ganho Pós-Desmama			Perímetro Escrotal ao Sobreano			Musculatura			Estatura			Estrutura Corporal			Umbigo / Prepúcio			Pigmentação Ocular			Racial					
DEP	AC	%	DEP	AC	%	DEP	AC	%	DEP	AC	%	DEP	AC	%	DEP	AC	%	DEP	AC	%	DEP	AC	%	DEP	AC	%	DEP	AC	%
31,56	42	0,1	15,70	25	0,1	1,70	26	0,1	0,51	40	0,1	0,16	41	10,0	0,52	42	0,1	0,13	42	94,0	-0,05	37	69,0	0,06	38	12,0			
21,12	47	0,1	4,84	32	5,0	0,66	28	1,0	0,11	46	22,0	0,06	47	32,0	0,03	44	40,0	0,15	47	97,0	0,01	43	46,0	0,04	45	21,0			
4,03	66	24,0	4,05	52	8,0	0,08	47	41,0	0,14	65	15,0	0,16	67	11,0	0,23	65	2,0	0,03	67	61,0	0,06	64	28,0	0,07	64	8,0			
14,02	52	0,5	8,98	43	0,1	1,03	39	0,1	0,20	51	6,0	0,08	53	26,0	0,24	51	1,0	-0,29	53	0,1	-0,20	45	97,0	0,05	46	20,0			
-0,65	38	57,0	3,01	31	15,0	0,70	19	1,0	-0,03	39	61,0	0,11	41	19,0	0,24	32	2,0	-0,21	41	0,5	-0,08	34	79,0	-0,10	35	98,0			
17,88	76	0,1	10,39	68	0,1	0,72	65	1,0	0,49	76	0,1	0,35	77	0,5	0,45	75	0,1	0,13	77	95,0	0,30	72	0,5	-0,14	72	99,0			
8,61	78	5,0	6,19	70	2,0	0,53	65	3,0	0,20	77	7,0	0,18	78	7,0	0,08	77	25,0	0,07	79	80,0	0,02	74	42,0	0,08	75	8,0			
0,35	77	50,0	-1,07	67	67,0	0,54	63	3,0	0,03	76	42,0	-0,07	77	73,0	0,08	75	25,0	0,10	77	89,0	-0,17	73	95,0	-0,05	74	86,0			
4,80	68	19,0	4,84	58	5,0	0,25	48	20,0	0,04	68	39,0	0,16	69	10,0	0,04	67	39,0	-0,02	70	41,0	0,06	63	27,0	0,01	64	42,0			
19,70	59	0,1	10,36	48	0,1	1,10	39	0,1	0,18	58	9,0	0,24	60	3,0	0,22	58	3,0	0,11	61	91,0	0,14	52	9,0	0,07	53	11,0			
2,88	75	31,0	1,04	65	37,0	0,70	57	1,0	0,13	74	17,0	-0,01	75	55,0	0,19	73	4,0	0,19	73	99,0	0,07	70	27,0	0,05	71	19,0			
2,12	71	36,0	-0,42	62	58,0	-0,98	61	99,0	0,16	71	11,0	0,10	73	23,0	0,13	71	12,0	-0,27	73	0,1	-0,03	67	63,0	0,07	68	10,0			
12,00	54	1,0	5,86	45	2,0	1,76	42	0,1	0,25	54	3,0	0,22	56	4,0	0,31	54	0,5	0,32	56	99,0	-0,18	48	96,0	0,12	49	1,0			
0,51	59	48,0	-4,15	47	94,0	-0,06	45	59,0	0,33	58	1,0	-0,04	60	64,0	0,29	58	0,5	-0,06	61	22,0	-0,20	55	98,0	0,02	56	36,0			
-2,96	82	74,0	-3,09	76	87,0	0,02	71	49,0	-0,10	82	79,0	0,07	83	28,0	-0,03	81	64,0	-0,11	83	8,0	-0,15	80	92,0	0,04	80	22,0			
3,63	64	26,0	-1,71	55	74,0	0,54	49	3,0	0,14	63	14,0	-0,01	65	55,0	0,14	63	11,0	0,08	65	82,0	-0,06	58	73,0	0,07	59	8,0			
10,59	87	2,0	6,41	82	1,0	0,83	79	0,5	0,24	86	3,0	-0,05	87	66,0	0,30	86	0,5	0,37	87	99,0	0,04	85	36,0	0,11	85	2,0			
12,20	41	1,0	6,47	28	1,0	0,37	23	11,0	0,10	39	23,0	0,07	40	30,0	0,08	40	25,0	0,12	40	94,0	0,13	35	11,0	-0,02	36	65,0			
0,01	63	52,0	-0,76	54	62,0	-0,01	53	53,0	0,38	62	0,5	0,01	64	48,0	0,23	62	2,0	0,36	64	99,0	-0,08	58	79,0	-0,11	59	99,0			
11,03	76	2,0	6,48	67	1,0	0,84	63	0,5	0,35	75	0,5	-0,06	77	71,0	0,27	75	1,0	0,12	77	94,0	0,04	72	34,0	0,09	73	5,0			
0,59	82	48,0	-1,46	76	71,0	0,17	72	28,0	-0,01	82	56,0	0,02	83	44,0	0,03	79	42,0	0,03	82	64,0	0,10	79	17,0	0,04	80	24,0			
2,04	47	37,0	3,24	39	13,0	-0,18	32	75,0	0,11	50	21,0	-0,08	52	75,0	0,06	51	31,0	-0,20	52	1,0	0,11	46	14,0	0,15	47	0,5			
10,13	71	3,0	7,77	61	0,5	0,66	54	1,0	0,13	70	18,0	-0,01	72	54,0	0,17	70	7,0	0,09	72	87,0	-0,11	66	86,0	0,04	67	26,0			
14,82	83	0,5	8,53	76	0,5	1,36	73	0,1	0,42	82	0,1	-0,02	83	57,0	0,39	82	0,1	0,08	83	83,0	0,06	80	30,0	0,06	81	12,0			
4,49	64	21,0	-0,74	54	62,0	0,27	51	18,0	0,12	63	20,0	0,23	64	3,0	0,02	50	44,0	-0,05	65	27,0	0,01	59	45,0	0,08	59	6,0			
2,50	59	34,0	2,30	48	22,0	-0,26	50	83,0	-0,17	58	91,0	-0,05	60	66,0	-0,11	58	86,0	0,04	60	70,0	-0,05	53	69,0	0,08	54	8,0			
3,00	49	30,0	-3,34	42	89,0	0,46	36	5,0	-0,02	48	57,0	0,13	49	15,0	0,02	49	46,0	0,02	50	60,0	-0,30	43	99,0	0,02	44	39,0			
1,41	59	41,0	1,79	46	28,0	-0,05	26	59,0	0,05	58	36,0	0,06	59	31,0	0,00	58	51,0	-0,15	60	2,0	0,04	54	36,0	0,07	55	11,0			
16,76	65	0,1	7,66	57	0,5	0,79	53	0,5	0,30	64	1,0	0,26	66	2,0	-0,02	54	60,0	0,08	66	83,0	-0,02	60	56,0	0,11	61	2,0			
5,13	31	18,0	3,41	27	12,0	0,61	22	2,0	0,23	28	4,0	-0,03	28	61,0	0,24	30	2,0	0,10	29	88,0	0,04	27	34,0	0,06	29	14,0			

BRAFORD TOUROS PAIS LÍDERES ORDENANDOS PELO TOTAL MATERNO - TOP 30%

Reg	Nome	Nasc.	Grau de Sangue	Livro	Rebanhos	Filhos Desmama	Filhos Sobreano	IQG	%	Peso ao Nascer			Peso à Desmama Materno			Peso à Desmama Direto			Total Materno	
										DEP	AC	%	DEPm	AC	%	DEPd	AC	%	DEP	%
										152868	BELVISTA B COMBAT 38-1690	2009	38	CCG	3	36	13	0,9	18,0	0,01
295100	BELVISTA 38-4492	2016	38	CCG	2	51	19	1,5	6,0	0,77	50	94,0	-2,15	24	85,0	11,84	56	0,1	3,77	6,0
189293	SAO BENTO 38-M2I3	2012	38	CCG	2	33	25	1,0	16,0	0,33	43	75,0	2,62	27	10,0	2,27	54	26,0	3,75	6,0
144323	BELVISTA DUNDEE 38-1324 PORTENHO	2008	38	CCG	3	38	16	0,3	37,0	0,39	43	78,0	2,19	34	15,0	3,07	54	19,0	3,72	6,0
332479	SERENO 38-TE16019 SAMURAI	2016	38	CCG	5	83	60	2,3	1,0	0,13	58	60,0	3,11	28	7,0	1,15	62	38,0	3,68	7,0
102687	SANTA ANA 38-6315	2006	38	CCG	3	104	63	0,2	43,0	1,01	67	98,0	3,22	42	6,0	0,90	68	41,0	3,67	7,0
296455	IRAPUA 38-F017 FARRAPO	2016	38	CCG	6	71	7	1,7	4,0	-0,53	63	13,0	0,47	18	41,0	6,28	60	3,0	3,61	7,0
149224	SAO MIGUEL 38-1811	2009	38	CCG	2	22	19	2,4	1,0	1,34	49	99,0	-1,88	33	81,0	10,97	49	0,1	3,60	7,0
303292	RFIGURA 38-TE5033 RF	2016	38	CCG	2	21	0	1,4	9,0	-0,12	44	39,0	2,77	27	9,0	1,66	46	33,0	3,59	7,0
296394	UMBU 38-1160	2016	38	CCG	2	40	16	1,7	5,0	0,41	49	80,0	0,98	17	32,0	5,02	50	7,0	3,49	8,0
201758	PITANGUEIRA 38-K96	2011	38	CCG	2	46	17	0,5	32,0	-0,13	46	38,0	3,99	20	3,0	-1,61	49	70,0	3,19	10,0
187243	PAMPIANO DO SOSSEGO TE 38-G025 IMPERADOR	2011	38	CCG	3	63	40	0,9	19,0	-0,50	61	14,0	3,47	34	5,0	-0,64	64	59,0	3,15	10,0
141480	KUDOS 38-D19 SIWARD-T/E-	2001	38	PS	15	363	218	0,9	18,0	1,46	72	99,0	-0,02	62	50,0	6,28	80	3,0	3,11	10,0
139117	SANTA ANA 38-8211	2008	38	CCG	7	160	104	1,1	14,0	-0,64	72	9,0	3,83	55	3,0	-1,72	74	71,0	2,98	11,0
320957	BELVISTA 38-4934 COMANDANTE	2017	38	CCG	5	36	0	1,8	4,0	1,22	32	99,0	0,96	22	32,0	3,95	46	13,0	2,94	12,0
223341	SERENO 38-3201 JACARE	2013	38	CCG	2	63	53	1,0	15,0	0,81	45	95,0	1,93	26	18,0	1,95	56	30,0	2,91	12,0
138674	PITANGUEIRA 38-H737 (DON ANTONIO)	2008	38	CCG	2	55	30	1,5	7,0	0,82	59	95,0	2,49	25	12,0	0,63	57	44,0	2,81	13,0
IA-B067	MARCABOTE 35M PAYE 978 MAGNO TE TARAGUI	2017	38	CCG	4	47	0	2,2	2,0	-0,02	51	48,0	-2,80	11	91,0	11,16	46	0,1	2,78	13,0
IA-B063	RANCHO 936 TE MAGICO	2012	38	CCG	10	41	9	1,8	4,0	-1,79	64	0,1	-2,83	15	91,0	11,13	48	0,1	2,73	13,0
IA-B030	MARCAJO D2121 (VIRACHO)	2001	38	CCG	2	72	32	-0,4	64,0	0,78	62	95,0	3,52	49	5,0	-1,58	64	70,0	2,73	13,0
144545	CARCAVIO 38-850	2008	38	CCG	2	70	41	0,2	44,0	0,70	33	92,0	1,73	43	20,0	1,95	65	30,0	2,70	14,0
201659	ESTÂNCIA AURORA 38-1327	2011	38	CCG	2	109	107	0,8	21,0	0,98	54	98,0	-0,70	44	63,0	6,56	65	3,0	2,58	15,0
178830	PITANGUEIRA 38-J164 CORONEL	2010	38	CCG	3	45	28	0,7	23,0	0,14	58	60,0	2,36	27	13,0	0,29	54	48,0	2,51	15,0
39122	ALVORADA 14-T1724 (DUQUE)	1997	14	CCG	12	140	77	0,5	32,0	-0,37	66	21,0	-0,18	68	53,0	5,12	72	7,0	2,38	17,0
113246	SAO MIGUEL 38-9411 CHIQUINHO	2006	38	CCG	4	69	43	0,5	30,0	1,40	62	99,0	-0,27	42	55,0	5,28	63	6,0	2,37	17,0
94615	PITANGUEIRA 38-D195 CARA PALIDA	2004	38	CCG	4	137	77	0,7	24,0	0,64	71	90,0	1,73	48	20,0	1,20	73	38,0	2,33	17,0
197216	SANTA TEREZA 38-H2086 XEQUE-MATE	2012	38	CCG	8	107	86	0,9	19,0	0,52	67	85,0	1,46	37	24,0	1,68	68	33,0	2,30	18,0
169781	RKK 38-2109	2010	38	CCG	2	44	38	-0,8	79,0	0,32	24	74,0	5,30	27	1,0	-6,12	53	97,0	2,24	18,0
320925	SANTA GERTRUDES 38-1203 DOBLE ANCHO	2017	38	CCG	2	128	66	2,4	1,0	0,50	16	85,0	-2,71	21	90,0	9,85	65	0,5	2,21	18,0
159695	CARCAVIO 38-1435 RAULITO	2010	38	CCG	28	614	409	2,1	2,0	0,56	77	87,0	-1,09	72	70,0	6,36	84	3,0	2,09	20,0

Peso ao Sobreano			Ganho Pós-Desmama			Perímetro Escrotal ao Sobreano			Musculatura			Estatura			Estrutura Corporal			Umbigo / Prepúcio			Pigmentação Ocular			Racial					
DEP	AC	%	DEP	AC	%	DEP	AC	%	DEP	AC	%	DEP	AC	%	DEP	AC	%	DEP	AC	%	DEP	AC	%	DEP	AC	%	DEP	AC	%
8,25	52	6,0	0,63	40	43,0	-0,10	37	66,0	0,10	51	23,0	0,11	52	20,0	0,17	45	7,0	-0,09	50	11,0	0,04	47	35,0	0,10	48	3,0			
15,93	53	0,5	2,64	39	19,0	0,27	33	18,0	0,13	51	17,0	0,19	53	7,0	0,11	52	17,0	0,04	53	67,0	0,00	47	52,0	0,06	48	14,0			
2,78	54	32,0	1,31	43	34,0	0,10	42	38,0	0,20	53	6,0	0,07	55	29,0	0,12	50	15,0	0,03	55	63,0	0,01	47	45,0	-0,03	48	71,0			
0,72	50	47,0	-2,62	37	84,0	0,42	38	7,0	-0,12	49	83,0	0,08	51	27,0	-0,17	47	95,0	0,15	51	97,0	0,09	46	19,0	0,04	47	22,0			
9,03	62	5,0	8,84	51	0,1	1,18	47	0,1	0,20	61	7,0	0,11	63	19,0	0,14	61	10,0	0,23	63	99,0	-0,08	57	78,0	-0,03	57	70,0			
-2,15	66	68,0	-2,54	54	83,0	0,17	40	29,0	-0,01	65	57,0	0,10	67	22,0	-0,08	64	78,0	-0,04	66	29,0	-0,14	60	91,0	0,08	62	6,0			
10,10	47	3,0	4,90	22	4,0	0,24		21,0	0,22	45	5,0	0,03	46	40,0	0,12	47	15,0	0,09	47	86,0	-0,12	47	87,0	0,03	48	31,0			
17,50	50	0,1	9,34	41	0,1	0,91	29	0,1	0,30	51	1,0	0,42	53	0,1	0,25	51	1,0	-0,09	54	13,0	-0,07	45	75,0	0,13	46	1,0			
3,71		26,0	2,69		18,0	0,60		2,0	0,13	37	16,0	0,01	37	49,0	0,19	39	5,0	0,05	37	71,0	0,02	37	42,0	0,00	38	50,0			
9,86	46	3,0	5,20	31	4,0	0,36	23	11,0	0,14	44	14,0	-0,06	46	68,0	0,20	45	4,0	0,03	38	64,0	-0,10	37	83,0	0,06	41	14,0			
-0,24	44	54,0	1,58	28	30,0	0,25	9	20,0	-0,08	42	75,0	0,10	43	21,0	-0,06	43	72,0	0,01	44	56,0	0,02	39	42,0	-0,21	40	99,0			
1,03	63	44,0	1,80	52	27,0	0,36	39	11,0	0,15	62	14,0	0,13	63	15,0	0,16	62	8,0	-0,03	64	34,0	0,03	58	40,0	-0,04	58	80,0			
9,53	79	4,0	3,35	70	13,0	-0,49	62	96,0	0,18	78	8,0	0,20	79	5,0	0,13	75	13,0	0,31	78	99,0	0,04	75	35,0	0,02	76	39,0			
-0,62	72	57,0	2,19	63	23,0	0,98	55	0,1	0,01	72	48,0	0,00	73	50,0	0,00	71	51,0	0,02	73	59,0	0,14	68	8,0	0,11	69	2,0			
8,98	41	5,0	8,34	27	0,5	0,46	27	6,0	0,19	40	7,0	0,18	41	8,0	0,13	42	13,0	0,07	42	81,0	0,01	37	48,0	0,04	38	22,0			
3,00	56	30,0	1,12	45	36,0	0,31	41	14,0	0,29	56	1,0	-0,11	58	82,0	0,09	56	21,0	-0,03	58	35,0	-0,37	50	99,0	-0,12	50	99,0			
4,70	55	20,0	6,59	43	1,0	0,55	38	3,0	0,07	54	33,0	0,02	55	45,0	0,14	54	12,0	0,08	56	85,0	0,00	49	51,0	0,04	50	24,0			
17,10		0,1	6,30		1,0	0,57		2,0	0,34		0,5	0,18		7,0	0,38		0,1	0,17		98,0	0,12		12,0	0,07		9,0			
13,79	40	0,5	3,18	23	14,0	0,39	17	9,0	0,28	38	1,0	0,00	38	52,0	0,30	40	0,5	0,13	39	95,0	0,11	37	15,0	0,11	38	2,0			
-1,85	62	66,0	0,40	49	46,0	-0,84	36	99,0	-0,13	62	87,0	0,11	63	19,0	-0,02	59	58,0	0,19	63	99,0	0,13	59	11,0	0,12	59	1,0			
-0,15	63	53,0	-3,10	52	87,0	0,41	42	8,0	-0,05	62	67,0	0,09	64	24,0	0,11	62	17,0	0,14	64	96,0	0,12	58	12,0	0,07	59	11,0			
6,32	65	12,0	0,75	56	41,0	0,42	41	7,0	-0,02	65	57,0	0,06	67	34,0	0,05	63	33,0	0,07	66	79,0	-0,05	60	68,0	-0,04	62	79,0			
2,87	52	31,0	4,25	40	7,0	-0,02	35	54,0	0,02	51	45,0	0,10	53	21,0	0,07	52	27,0	-0,09	54	13,0	0,05	47	32,0	0,07	47	9,0			
6,87	72	10,0	1,66	65	29,0	-0,53	55	97,0	0,11	73	21,0	0,16	75	10,0	0,03	72	41,0	-0,10	75	11,0	0,03	70	38,0	-0,04	71	81,0			
7,38	62	9,0	0,66	50	42,0	-0,18	36	75,0	0,22	61	4,0	0,32	63	1,0	0,17	61	7,0	-0,14	63	3,0	-0,14	58	91,0	0,15	58	0,5			
2,34	71	35,0	1,64	60	29,0	0,51	52	4,0	0,03	70	44,0	0,13	71	16,0	0,12	69	14,0	0,21	71	99,0	-0,14	67	92,0	-0,04	67	79,0			
2,54	68	33,0	2,13	58	24,0	0,05	57	45,0	0,20	68	6,0	0,00	69	52,0	0,07	65	26,0	0,12	70	93,0	0,06	63	30,0	-0,02	63	63,0			
-7,65	54	94,0	-1,76	44	75,0	-0,27	40	84,0	-0,19	54	94,0	-0,24	56	98,0	0,10	30	19,0	-0,15	54	3,0	-0,24	46	99,0	-0,03	48	73,0			
15,07	62	0,5	6,70	49	1,0	0,77	32	0,5	0,44	61	0,1	0,03	63	40,0	0,37	61	0,1	0,20	63	99,0	-0,14	57	91,0	0,00	58	54,0			
15,54	84	0,5	9,71	78	0,1	0,55	72	3,0	0,20	83	6,0	0,15	84	12,0	0,11	82	18,0	0,05	84	74,0	-0,04	81	66,0	0,06	82	14,0			

BRAFORD TOUROS PAIS LÍDERES ORDENANDOS PELO TOTAL MATERNO - TOP 30%

Reg	Nome	Nasc.	Grau de Sangue	Livro	Rebanhos	Filhos Desmama	Filhos Sobreano	IQG	%	Peso ao Nascer			Peso à Desmama Materno			Peso à Desmama Direto			Total Materno	
										DEP	AC	%	DEPm	AC	%	DEPd	AC	%	DEP	%
										166846	BELVISTA 38-2158 GLADIADOR	2010	38	CCG	2	23	17	0,5	30,0	-0,39
97036	SANTA ANA 38-4053 (PIRATA)	2004	38	CCG	3	37	19	-0,1	54,0	-0,05	53	45,0	2,66	37	10,0	-1,33	55	67,0	2,00	21,0
112293	RKK 38-1635	2006	38	CCG	3	83	34	0,3	40,0	0,53	30	86,0	3,82	36	3,0	-3,71	59	88,0	1,96	21,0
IA-B059	ARROCERO 5815 GENERAL VEDIA	2015	38	CCG	9	145	32	1,8	3,0	-0,23	67	30,0	-1,26	13	73,0	6,35	69	3,0	1,91	22,0
94906	PITANGUEIRA 38-D300	2004	38	CCG	3	24	12	0,3	39,0	0,39	45	78,0	2,04	31	16,0	-0,37	45	56,0	1,86	23,0
294846	SERENO 38-TE15543 MAESTRO	2015	38	CCG	2	21	19	1,4	9,0	0,70	44	93,0	-3,36	28	95,0	10,42	48	0,5	1,85	23,0
190949	BELVISTA 38-2792	2012	38	CCG	2	30	23	0,1	47,0	0,38	34	78,0	3,18	28	6,0	-2,87	53	82,0	1,75	24,0
IA-B053	AGRO-LEPAL MR. ANCHO T19-T/E	2015	38	CCG	4	82	6	1,8	3,0	0,66	58	91,0	-2,16	14	85,0	7,81	61	1,0	1,75	24,0
110340	PITANGUEIRA 38-F669 VINTAGE	2006	38	CCG	6	77	32	0,8	22,0	0,12	48	59,0	-2,87	57	91,0	9,24	64	0,5	1,75	24,0
111099	SAO MIGUEL 38-9453 SANCHO	2006	38	CCG	3	191	85	0,2	43,0	0,62	73	90,0	-1,06	51	69,0	5,48	74	6,0	1,68	25,0
320902	SANTA GERTRUDES 38-1148 VERMOUHT	2017	38	CCG	3	24	8	2,0	2,0	0,89	46	97,0	-1,73	24	79,0	6,79	45	2,0	1,67	25,0
31482	BELVISTA 38-3300 (PUNTERO)	1996	38	CCG	3	36	21	-0,5	70,0	0,41	51	80,0	0,41	61	42,0	2,52	55	24,0	1,66	25,0
198949	PITANGUEIRA 38-L140 CAPATAZ	2012	38	CCG	16	107	50	0,3	37,0	0,44	77	81,0	-1,13	39	70,0	5,50	65	6,0	1,62	26,0
295127	BELVISTA 38-4536 COMANCHERO	2016	38	CCG	9	113	48	0,8	22,0	0,26	55	70,0	1,91	26	18,0	-0,64	64	59,0	1,59	26,0
303186	SBV 38-TE15015 MONTARÁ	2015	38	CCG	2	37	26	1,0	15,0	-1,09	49	1,0	-0,45	28	58,0	3,93	54	13,0	1,52	27,0
168668	SERENO 38-TE0099	2010	38	CCG	2	61	54	-0,1	53,0	-0,35	60	22,0	3,25	38	6,0	-3,49	63	86,0	1,51	27,0
119106	SAO LUCAS 38-2405 VAQUEANO	2006	38	CCG	15	459	266	-0,1	55,0	-0,90	74	3,0	3,99	63	3,0	-5,00	77	94,0	1,49	28,0
188018	SÃO MIGUEL 38-TEC47 ANAMA	2012	38	CCG	22	348	125	-0,6	73,0	0,86	77	96,0	-0,11	37	52,0	3,12	79	19,0	1,45	28,0
194602	SANTA TEREZA 38-H2134 MARQUÊS	2012	38	CCG	12	119	56	2,3	1,0	1,97	63	99,0	-3,60	32	96,0	9,98	69	0,5	1,39	29,0
IA-B066	MARCABOTE 17M PAYE 21570 MAGICO TE CURUNDU	2017	38	CCG	6	100	0	1,1	13,0	0,09	64	56,0	-1,55	12	77,0	5,88	62	4,0	1,39	29,0
IA-B041	CUYANO HUINCA CABURÉ 8385	2006	38	CCG	10	51	34	0,2	42,0	-0,09	52	41,0	3,49	41	5,0	-4,32	58	91,0	1,33	30,0
289253	AGROPECUÁRIA PLÁTANO 38-109	2016	38	CCG	2	25	15	0,5	31,0	1,02	23	98,0	0,46	26	41,0	1,75	27	32,0	1,33	30,0
280552	SILENCIO 38-P2315	2015	38	CCG	2	41	30	0,6	29,0	-0,06	51	44,0	-0,89	11	66,0	4,37	45	11,0	1,30	30,0

Peso ao Sobreano			Ganho Pós-Desmama			Perímetro Escrotal ao Sobreano			Musculatura			Estatura			Estrutura Corporal			Umbigo / Prepúcio			Pigmentação Ocular			Racial					
DEP	AC	%	DEP	AC	%	DEP	AC	%	DEP	AC	%	DEP	AC	%	DEP	AC	%	DEP	AC	%	DEP	AC	%	DEP	AC	%	DEP	AC	%
8,68	52	5,0	0,48	45	45,0	-0,18	43	75,0	0,04	55	39,0	0,12	57	17,0	0,13	55	12,0	0,04	58	70,0	0,08	50	23,0	0,07	51	10,0			
-3,14	52	75,0	-0,98	41	65,0	0,01	26	50,0	-0,06	51	69,0	0,07	53	29,0	0,08	50	25,0	0,07	53	80,0	-0,13	47	90,0	-0,15	48	99,0			
-6,24	55	90,0	-2,43	41	82,0	0,98	34	0,1	0,06	52	34,0	-0,08	54	74,0	0,15	49	9,0	0,05	49	74,0	-0,38	43	99,0	-0,05	51	84,0			
13,14	61	1,0	7,52	43	0,5	0,32	30	14,0	0,22	59	4,0	-0,05	60	66,0	0,24	59	2,0	0,05	61	72,0	0,05	58	30,0	0,08	58	6,0			
-0,59	43	57,0	2,22	31	23,0	-0,04	21	57,0	-0,05	43	69,0	0,04	45	37,0	0,01	43	48,0	0,05	46	73,0	-0,08	40	78,0	0,11	41	2,0			
16,26	49	0,5	5,87	42	2,0	0,13	41	34,0	0,17	50	10,0	0,29	52	1,0	0,25	50	1,0	0,05	53	73,0	0,06	44	28,0	0,01	45	45,0			
-4,78	53	84,0	-2,72	43	85,0	0,69	40	1,0	0,01	53	50,0	-0,06	55	69,0	-0,01	53	54,0	-0,21	55	0,5	0,04	46	36,0	0,04	47	24,0			
13,49	48	1,0	7,05	24	1,0	0,66	23	1,0	0,29	46	1,0	0,21	47	5,0	0,23	48	2,0	0,08	47	83,0	0,06	48	29,0	-0,06	49	87,0			
9,41	63	4,0	0,41	52	46,0	0,06	44	43,0	0,16	64	12,0	0,10	65	22,0	0,04	64	38,0	-0,04	65	31,0	-0,11	61	85,0	0,07	61	9,0			
3,71	70	25,0	-1,85	58	76,0	0,17	44	29,0	0,11	69	21,0	0,24	70	3,0	0,01	69	49,0	-0,03	71	33,0	-0,01	67	56,0	-0,08	68	95,0			
11,11	44	2,0	6,21	35	2,0	0,99	34	0,1	0,27	43	2,0	-0,04	45	63,0	0,22	44	2,0	0,02	46	61,0	0,02	39	41,0	0,08	40	6,0			
-1,22	59	62,0	-4,06	59	93,0	-0,21	52	79,0	-0,15	67	89,0	-0,06	69	69,0	-0,11	67	86,0	-0,06	68	20,0	0,04	64	36,0	0,00	65	53,0			
6,50	62	12,0	0,15	50	50,0	-0,04	47	57,0	-0,06	62	69,0	-0,07	64	71,0	0,00	61	52,0	0,01	63	55,0	-0,12	59	87,0	0,07	60	8,0			
0,00	62	52,0	0,59	50	43,0	0,71	43	1,0	0,16	61	12,0	0,03	63	42,0	0,15	61	10,0	-0,01	63	41,0	0,12	57	13,0	0,06	58	13,0			
7,49	55	8,0	4,24	45	7,0	-0,38	45	92,0	0,29	55	1,0	0,02	56	46,0	0,27	55	1,0	0,23	57	99,0	-0,03	50	62,0	-0,11	50	99,0			
-2,42	63	70,0	0,96	54	38,0	-0,54	48	97,0	0,16	63	11,0	0,17	64	9,0	0,09	62	23,0	0,05	65	71,0	-0,08	57	77,0	-0,02	58	64,0			
-3,69	76	78,0	2,22	66	23,0	-0,26	57	83,0	-0,10	75	79,0	0,07	76	29,0	-0,04	74	65,0	-0,10	76	10,0	-0,07	72	76,0	0,05	73	17,0			
-2,11	75	68,0	-6,22	63	99,0	-0,42	58	93,0	0,01	74	49,0	-0,01	75	56,0	-0,04	73	65,0	-0,05	75	26,0	-0,07	72	76,0	-0,02	73	67,0			
17,67	66	0,1	9,60	53	0,1	0,50	50	4,0	0,41	65	0,1	0,17	66	9,0	0,11	62	16,0	0,05	67	72,0	0,29	62	0,5	0,10	63	3,0			
9,42		4,0	3,94		9,0	0,29		16,0	0,24		4,0	0,17		9,0	0,28		1,0	0,12		92,0	0,17		5,0	0,10		3,0			
-1,04	57	60,0	5,25	45	3,0	-0,72	37	99,0	0,02	57	47,0	0,04	58	40,0	0,04	57	37,0	0,08	59	84,0	-0,19	53	97,0	0,08	54	6,0			
1,62	27	40,0	0,17	23	49,0	0,25	17	20,0	0,14	27	15,0	0,04	27	40,0	0,10	29	20,0	0,02	28	58,0	-0,09	24	81,0	0,08	26	6,0			
5,43	44	16,0	0,53	33	44,0	0,28	17	17,0	0,05	43	38,0	0,06	44	34,0	-0,08	43	79,0	-0,02	45	41,0	0,03	37	38,0	0,02	38	38,0			

BRAFORD TOUROS PAIS LÍDERES ORDENADOS PELO PESO AO SOBREANO - TOP 30%

Reg	Nome	Nasc.	Grau de Sangue	Livro	Rebanhos	Filhos Desmama	Filhos Sobreano	IQG	%	Peso ao Nascer			Peso à Desmama Materno			Peso à Desmama Direto			Total Materno	
										DEP	AC	%	DEPm	AC	%	DEPd	AC	%	DEP	%
										181526	SERENO 38-TE1001	2011	38	CCG	4	264	238	3,2	0,1	0,15
194602	SANTA TEREZA 38-H2134 MARQUÊS	2012	38	CCG	12	119	56	2,3	1,0	1,97	63	99,0	-3,60	32	96,0	9,98	69	0,5	1,39	29,0
143119	SANTA TEREZA 38-D1369 MONTREAL	2008	38	CCG	7	74	78	2,4	1,0	1,25	58	99,0	-0,89	45	66,0	9,59	64	0,5	3,90	5,0
159695	CARCAVIO 38-1435 RAULITO	2010	38	CCG	28	614	409	2,1	2,0	0,56	77	87,0	-1,09	72	70,0	6,36	84	3,0	2,09	20,0
320925	SANTA GERTRUDES 38-1203 DOBLE ANCHO	2017	38	CCG	2	128	66	2,4	1,0	0,50	16	85,0	-2,71	21	90,0	9,85	65	0,5	2,21	18,0
IA-B057	GUASUNCHOS 3125 BULON EXPERTO	2012	38	CCG	38	1091	722	3,1	0,1	0,79	82	95,0	0,86	21	34,0	6,55	85	3,0	4,14	4,0
129846	PAMPIANO DO SOSSEGO 38-TE B7020	2007	38	CCG	5	189	98	1,4	8,0	0,23	73	67,0	-2,14	50	85,0	5,51	74	6,0	0,62	41,0
159851	SAO BENTO 38-K379	2010	38	CCG	3	245	77	1,9	3,0	1,38	45	99,0	-3,81	50	97,0	7,23	75	2,0	-0,20	54,0
IA-B059	ARROCERO 5815 GENERAL VEDIA	2015	38	CCG	9	145	32	1,8	3,0	-0,23	67	30,0	-1,26	13	73,0	6,35	69	3,0	1,91	22,0
138522	NOVA AURORA ANJO DA GUARDA 38-9744	2009	38	CCG	2	95	57	1,1	13,0	0,34	60	75,0	-4,87	44	99,0	8,01	66	1,0	-0,87	65,0
152867	BELVISTA BELVISTA COMBAT 38-1632 CALYPSO	2009	38	CCG	8	96	65	1,5	7,0	1,14	59	99,0	-2,74	48	90,0	6,15	68	4,0	0,33	46,0
311633	MAE RAINHA 38-TE569 MAESTRO	2016	38	CCG	15	455	317	2,5	1,0	0,14	77	61,0	1,52	33	23,0	6,07	78	4,0	4,55	3,0
IA-B043	RANCHO 316 T/E MAGNO	2007	38	CCG	28	1244	860	2,4	1,0	-0,27	84	27,0	2,41	73	12,0	4,66	88	9,0	4,74	3,0
251486	SAO BENTO 38-Q134 SULINO	2014	38	CCG	11	152	116	2,2	1,0	-0,26	69	28,0	2,79	33	9,0	2,97	72	20,0	4,28	4,0
154401	CARCAVIO 38-1146	2009	38	CCG	2	262	162	1,0	16,0	-0,10	39	40,0	-4,26	50	98,0	7,21	76	2,0	-0,66	62,0
158034	MAE RAINHA 38-3815 TREVO	2009	38	CCG	16	261	198	1,3	10,0	0,60	75	89,0	-2,63	57	90,0	5,77	77	5,0	0,25	47,0
141480	KUDOS 38-D19 SIWARD-T/E-	2001	38	PS	15	363	218	0,9	18,0	1,46	72	99,0	-0,02	62	50,0	6,28	80	3,0	3,11	10,0
110340	PITANGUEIRA 38-F669 VINTAGE	2006	38	CCG	6	77	32	0,8	22,0	0,12	48	59,0	-2,87	57	91,0	9,24	64	0,5	1,75	24,0
IA-B016	CUYANO HUINCA SHAKA 8854 - BENJAMIN	1998	38	CCG	6	149	84	0,0	52,0	-0,37	66	21,0	-7,52	57	99,0	5,56	73	5,0	-4,74	98,0
332479	SERENO 38-TE16019 SAMURAI	2016	38	CCG	5	83	60	2,3	1,0	0,13	58	60,0	3,11	28	7,0	1,15	62	38,0	3,68	7,0
126714	SAO LUIZ 38-7102 TORRESMO DA PEDRO SURREAUX	2007	38	CCG	12	290	214	2,1	2,0	0,25	78	69,0	4,90	50	1,0	2,72	79	22,0	6,26	0,5
204745	RIO NEGRO 38-2055	2012	38	CCG	5	147	104	-1,2	88,0	-0,13	67	38,0	-11,67	41	99,0	5,94	68	4,0	-8,71	99,0
113246	SAO MIGUEL 38-9411 CHIQUINHO	2006	38	CCG	4	69	43	0,5	30,0	1,40	62	99,0	-0,27	42	55,0	5,28	63	6,0	2,37	17,0
310978	NOVA AURORA 38-15002 (NATIVO)	2014	38	CCG	3	167	95	1,4	8,0	-0,42	63	18,0	-0,86	28	66,0	3,63	66	15,0	0,95	36,0
63910	NOVA ESPERANCA 38-409 (MAULA)	2000	38	CCG	6	215	85	-0,4	65,0	0,63	75	90,0	-6,03	72	99,0	4,83	77	8,0	-3,62	94,0
39122	ALVORADA 14-T1724 (DUQUE)	1997	14	CCG	12	140	77	0,5	32,0	-0,37	66	21,0	-0,18	68	53,0	5,12	72	7,0	2,38	17,0
159694	CARCAVIO 38-1514	2010	38	CCG	2	77	43	0,6	26,0	-0,02		47,0	-2,71	39	90,0	3,86	66	14,0	-0,78	64,0
198949	PITANGUEIRA 38-LI40 CAPATAZ	2012	38	CCG	16	107	50	0,3	37,0	0,44	77	81,0	-1,13	39	70,0	5,50	65	6,0	1,62	26,0
217223	SÃO MIGUEL 38-D237 NACIONAL	2013	38	CCG	3	243	223	0,5	32,0	-0,49	64	15,0	-1,49	43	76,0	1,06	72	39,0	-0,95	66,0
201659	ESTÂNCIA AURORA 38-1327	2011	38	CCG	2	109	107	0,8	21,0	0,98	54	98,0	-0,70	44	63,0	6,56	65	3,0	2,58	15,0

Peso ao Sobreano			Ganho Pós-Desmama			Perímetro Escrotal ao Sobreano			Musculatura			Estatura			Estrutura Corporal			Umbigo / Prepúcio			Pigmentação Ocular			Racial					
DEP	AC	%	DEP	AC	%	DEP	AC	%	DEP	AC	%	DEP	AC	%	DEP	AC	%	DEP	AC	%	DEP	AC	%	DEP	AC	%	DEP	AC	%
17,88	76	0,1	10,39	68	0,1	0,72	65	1,0	0,49	76	0,1	0,35	77	0,5	0,45	75	0,1	0,13	77	95,0	0,30	72	0,5	-0,14	72	99,0			
17,67	66	0,1	9,60	53	0,1	0,50	50	4,0	0,41	65	0,1	0,17	66	9,0	0,11	62	16,0	0,05	67	72,0	0,29	62	0,5	0,10	63	3,0			
16,76	65	0,1	7,66	57	0,5	0,79	53	0,5	0,30	64	1,0	0,26	66	2,0	-0,02	54	60,0	0,08	66	83,0	-0,02	60	56,0	0,11	61	2,0			
15,54	84	0,5	9,71	78	0,1	0,55	72	3,0	0,20	83	6,0	0,15	84	12,0	0,11	82	18,0	0,05	84	74,0	-0,04	81	66,0	0,06	82	14,0			
15,07	62	0,5	6,70	49	1,0	0,77	32	0,5	0,44	61	0,1	0,03	63	40,0	0,37	61	0,1	0,20	63	99,0	-0,14	57	91,0	0,00	58	54,0			
14,82	83	0,5	8,53	76	0,5	1,36	73	0,1	0,42	82	0,1	-0,02	83	57,0	0,39	82	0,1	0,08	83	83,0	0,06	80	30,0	0,06	81	12,0			
14,10	71	0,5	10,05	60	0,1	-0,39	55	92,0	0,34	70	0,5	0,27	72	2,0	0,24	70	1,0	0,09	72	86,0	0,13	68	11,0	0,11	69	2,0			
13,81	69	0,5	7,84	55	0,5	0,75	55	0,5	0,36	67	0,5	0,06	68	33,0	0,17	67	7,0	0,17	69	98,0	0,07	66	26,0	0,12	67	1,0			
13,14	61	1,0	7,52	43	0,5	0,32	30	14,0	0,22	59	4,0	-0,05	60	66,0	0,24	59	2,0	0,05	61	72,0	0,05	58	30,0	0,08	58	6,0			
12,54	65	1,0	4,90	54	4,0	0,74	42	0,5	0,33	64	1,0	0,33	66	0,5	0,48	64	0,1	0,17	66	98,0	-0,04	61	66,0	0,03	61	28,0			
12,51	67	1,0	7,63	57	0,5	0,34	56	12,0	0,14	67	15,0	-0,02	68	57,0	0,02	62	45,0	-0,15	68	3,0	0,11	63	15,0	0,10	63	3,0			
11,03	76	2,0	6,48	67	1,0	0,84	63	0,5	0,35	75	0,5	-0,06	77	71,0	0,27	75	1,0	0,12	77	94,0	0,04	72	34,0	0,09	73	5,0			
10,59	87	2,0	6,41	82	1,0	0,83	79	0,5	0,24	86	3,0	-0,05	87	66,0	0,30	86	0,5	0,37	87	99,0	0,04	85	36,0	0,11	85	2,0			
10,13	71	3,0	7,77	61	0,5	0,66	54	1,0	0,13	70	18,0	-0,01	72	54,0	0,17	70	7,0	0,09	72	87,0	-0,11	66	86,0	0,04	67	26,0			
9,85	74	3,0	2,12	64	24,0	0,39	61	9,0	0,30	73	1,0	0,02	74	44,0	0,31	73	0,5	0,25	75	99,0	0,00	70	51,0	0,08	70	8,0			
9,84	76	3,0	4,54	68	6,0	0,81	62	0,5	0,18	76	9,0	0,08	77	27,0	0,15	75	9,0	0,11	77	91,0	-0,04	73	65,0	0,05	73	19,0			
9,53	79	4,0	3,35	70	13,0	-0,49	62	96,0	0,18	78	8,0	0,20	79	5,0	0,13	75	13,0	0,31	78	99,0	0,04	75	35,0	0,02	76	39,0			
9,41	63	4,0	0,41	52	46,0	0,06	44	43,0	0,16	64	12,0	0,10	65	22,0	0,04	64	38,0	-0,04	65	31,0	-0,11	61	85,0	0,07	61	9,0			
9,33	72	4,0	3,80	61	9,0	0,31	60	15,0	0,08	71	29,0	0,16	72	10,0	0,16	69	8,0	0,16	72	97,0	0,06	68	28,0	0,10	68	3,0			
9,03	62	5,0	8,84	51	0,1	1,18	47	0,1	0,20	61	7,0	0,11	63	19,0	0,14	61	10,0	0,23	63	99,0	-0,08	57	78,0	-0,03	57	70,0			
8,61	78	5,0	6,19	70	2,0	0,53	65	3,0	0,20	77	7,0	0,18	78	7,0	0,08	77	25,0	0,07	79	80,0	0,02	74	42,0	0,08	75	8,0			
7,60	68	8,0	2,88	57	16,0	-0,07	53	62,0	-0,08	67	75,0	0,11	69	20,0	-0,05	67	71,0	-0,01	69	44,0	-0,23	63	99,0	-0,01	64	57,0			
7,38	62	9,0	0,66	50	42,0	-0,18	36	75,0	0,22	61	4,0	0,32	63	1,0	0,17	61	7,0	-0,14	63	3,0	-0,14	58	91,0	0,15	58	0,5			
7,36	64	9,0	4,07	52	8,0	1,01	30	0,1	0,27	62	2,0	0,18	64	8,0	0,24	62	2,0	0,15	64	97,0	0,19	59	4,0	0,03	59	32,0			
7,30	76	9,0	2,58	68	19,0	-0,31	63	87,0	0,00	76	51,0	0,11	77	20,0	0,01	76	49,0	0,01	77	54,0	0,05	74	31,0	0,01	74	43,0			
6,87	72	10,0	1,66	65	29,0	-0,53	55	97,0	0,11	73	21,0	0,16	75	10,0	0,03	72	41,0	-0,10	75	11,0	0,03	70	38,0	-0,04	71	81,0			
6,56	63	11,0	3,44	51	12,0	-0,22	42	79,0	0,29	62	1,0	0,02	64	44,0	0,14	62	11,0	0,09	64	87,0	0,06	58	27,0	0,02	59	40,0			
6,50	62	12,0	0,15	50	50,0	-0,04	47	57,0	-0,06	62	69,0	-0,07	64	71,0	0,00	61	52,0	0,01	63	55,0	-0,12	59	87,0	0,07	60	8,0			
6,42	73	12,0	5,22	65	3,0	-0,57	54	98,0	0,21	73	5,0	0,04	74	39,0	0,23	72	2,0	0,24	74	99,0	0,05	69	31,0	0,10	69	3,0			
6,32	65	12,0	0,75	56	41,0	0,42	41	7,0	-0,02	65	57,0	0,06	67	34,0	0,05	63	33,0	0,07	66	79,0	-0,05	60	68,0	-0,04	62	79,0			

BRAFORD TOUROS PAIS LÍDERES ORDENADOS PELO PESO AO SOBREANO - TOP 30%

Reg	Nome	Nasc.	Grau de Sangue	Livro	Rebanhos	Filhos Desmama	Filhos Sobreano	IQG	%	Peso ao Nascer			Peso à Desmama Materno			Peso à Desmama Direto			Total Materno	
										DEP	AC	%	DEPm	AC	%	DEPd	AC	%	DEP	%
90750	BELVISTA 38-5922 (PAJERO)	2002	38	CCG	3	100	73	0,5	31,0	0,24	51	69,0	-1,89	65	82,0	4,31	67	11,0	0,26	47,0
73647	PITANGUEIRA 38-A252 (BIG BROTHER)	2001	38	CCG	50	1105	675	0,1	47,0	1,44	88	99,0	-4,05	84	97,0	4,54	89	10,0	-1,78	78,0
36500	PAMPIANO 38-3666 (SEPE)	1996	38	CCG	16	778	489	-0,1	55,0	0,51	80	85,0	-4,02	83	97,0	4,55	85	10,0	-1,74	78,0
169595	SAO BENTO 38-K182	2010	38	CCG	2	177	119	0,1	44,0	0,52	38	86,0	-3,75	42	96,0	1,90	70	30,0	-2,80	88,0
144709	ITA 38-804 LAFITE	2008	38	CCG	6	144	108	0,8	21,0	0,66	63	91,0	-0,71	53	63,0	2,25	69	27,0	0,41	44,0
129837	SAO MIGUEL 38-6261	2003	38	CCG	3	107	78	1,5	6,0	-0,12	67	39,0	5,31	48	1,0	1,59	69	33,0	6,10	1,0
94471	R.S.V. RAMBO 38 Z 09/04 38-8458	2004	38	CCG	3	186	92	0,5	32,0	0,53	73	86,0	0,30	49	44,0	1,94	73	30,0	1,28	31,0
99302	PITANGUEIRA 38-E164 BARÃO	2005	38	CCG	11	74	67	0,4	35,0	0,67	55	92,0	-2,21	47	85,0	3,44	65	16,0	-0,49	59,0
150372	SANTA TEREZA EI541	2009	38	CCG	4	75	56	0,8	23,0	0,24	57	68,0	1,34	43	26,0	5,54	64	5,0	4,11	5,0
149230	SAO BENTO 38-J085 METRALHA	2009	38	CCG	20	318	216	0,2	44,0	1,42	72	99,0	-2,38	60	87,0	3,26	79	18,0	-0,75	63,0
269781	BELVISTA 38-4216 MUTANTE	2015	38	CCG	3	198	90	0,4	34,0	1,24	61	99,0	-2,93	26	92,0	1,98	69	29,0	-1,95	80,0
24488	ORDEM 38-R337 (RED BULL)	1995	38	CCG	6	103	68	-0,2	58,0	0,74	68	94,0	-4,71	64	99,0	1,85	70	31,0	-3,78	95,0
217601	PAMPIANO DO SOSSEGO 38-FIVI023 CORINGA	2013	38	CCG	17	663	376	0,7	24,0	0,58	79	88,0	-0,46	55	59,0	3,12	84	19,0	1,10	33,0
161253	SANTA ANA 38-0347 PACO	2010	38	CCG	5	117	57	0,7	23,0	0,49	68	84,0	-0,64	42	62,0	2,48	70	24,0	0,60	41,0
201716	SAO LUIZ 38-C361 DA PEDRO SURREAUX CINAMOMO	2011	38	CCG	8	164	60	1,8	4,0	0,58	69	88,0	7,61	45	0,1	0,38	71	47,0	7,80	0,1
111099	SAO MIGUEL 38-9453 SANCHO	2006	38	CCG	3	191	85	0,2	43,0	0,62	73	90,0	-1,06	51	69,0	5,48	74	6,0	1,68	25,0
235987	SAO BENTO 38-PI35 FRONTERO	2013	38	CCG	8	82	73	1,2	12,0	0,55	64	87,0	2,46	33	12,0	4,61	63	9,0	4,76	2,0
252092	PAMPIANO DO SOSSEGO 38-FIVJ291 SAPUCAY	2014	38	CCG	7	174	32	0,3	38,0	0,18	63	63,0	-1,07	26	69,0	2,16	70	28,0	0,01	51,0
84795	BELVISTA 38-5804 (PAYSANO)	2002	38	CCG	32	1327	785	0,5	30,0	-0,48	87	15,0	-0,49	83	59,0	2,09	89	28,0	0,55	42,0
168042	SANTA ANA 38-0163 DJOCKO	2010	38	CCG	12	198	149	0,6	28,0	0,16	75	62,0	-1,48	55	76,0	2,57	76	24,0	-0,20	54,0
155526	SANTA ANA 38-9305	2009	38	CCG	3	126	97	0,6	29,0	-0,95	66	2,0	-1,80	42	80,0	2,56	69	24,0	-0,52	60,0

Peso ao Sobreano			Ganho Pós-Desmama			Perímetro Escrotal ao Sobreano			Musculatura			Estatura			Estrutura Corporal			Umbigo / Prepúcio			Pigmentação Ocular			Racial					
DEP	AC	%	DEP	AC	%	DEP	AC	%	DEP	AC	%	DEP	AC	%	DEP	AC	%	DEP	AC	%	DEP	AC	%	DEP	AC	%	DEP	AC	%
6,21	68	13,0	2,48	63	20,0	0,19	57	26,0	0,00	71	51,0	0,06	72	31,0	0,01	71	49,0	-0,03	72	32,0	0,00	68	50,0	0,05	69	17,0			
5,69	88	15,0	1,95	84	26,0	0,12	81	35,0	0,04	88	40,0	0,09	89	25,0	0,00	88	51,0	0,07	89	81,0	0,12	87	12,0	-0,04	87	77,0			
5,62	85	15,0	1,62	82	30,0	-0,42	76	93,0	0,09	86	26,0	0,06	87	31,0	0,02	85	44,0	0,03	86	64,0	0,04	84	35,0	0,06	85	15,0			
5,17	69	17,0	4,25	59	7,0	-0,27	49	84,0	0,17	68	11,0	0,01	70	47,0	0,13	68	12,0	0,18	70	99,0	0,03	64	37,0	0,07	65	9,0			
5,13	69	17,0	3,77	60	10,0	0,52	54	4,0	0,13	69	17,0	0,13	70	16,0	0,09	68	23,0	0,00	71	48,0	0,24	65	1,0	0,10	66	3,0			
4,80	68	19,0	4,84	58	5,0	0,25	48	20,0	0,04	68	39,0	0,16	69	10,0	0,04	67	39,0	-0,02	70	41,0	0,06	63	27,0	0,01	64	42,0			
4,77	70	19,0	4,30	58	7,0	-0,41	43	93,0	0,03	69	42,0	0,07	71	29,0	0,05	69	34,0	-0,14	71	3,0	-0,02	67	57,0	0,01	68	41,0			
4,63	65	20,0	2,01	55	25,0	0,37	49	10,0	0,09	65	26,0	0,11	67	19,0	0,02	63	45,0	0,18	67	99,0	0,08	62	22,0	-0,08	62	95,0			
4,49	64	21,0	-0,74	54	62,0	0,27	51	18,0	0,12	63	20,0	0,23	64	3,0	0,02	50	44,0	-0,05	65	27,0	0,01	59	45,0	0,08	59	6,0			
4,30	78	22,0	1,23	70	35,0	-0,12	64	68,0	0,14	78	15,0	0,06	79	32,0	0,05	77	35,0	0,06	79	78,0	-0,12	75	88,0	0,00	75	54,0			
4,28	66	22,0	4,65	54	5,0	1,16	45	0,1	-0,12	65	85,0	-0,15	67	89,0	-0,12	65	88,0	-0,04	67	29,0	0,06	62	28,0	0,07	63	9,0			
4,28	70	22,0	3,52	63	11,0	0,09	55	39,0	-0,03	71	61,0	0,02	72	45,0	0,01	71	48,0	-0,11	72	7,0	0,08	68	22,0	0,02	69	35,0			
4,10	81	23,0	1,03	73	37,0	0,27	67	18,0	0,14	80	15,0	0,00	82	50,0	0,18	77	5,0	0,07	82	80,0	-0,04	79	64,0	0,04	79	26,0			
4,10	66	23,0	1,95	53	26,0	0,45	42	6,0	0,12	65	20,0	-0,01	66	55,0	0,06	63	32,0	-0,07	65	18,0	0,05	60	32,0	-0,05	63	82,0			
4,03	66	24,0	4,05	52	8,0	0,08	47	41,0	0,14	65	15,0	0,16	67	11,0	0,23	65	2,0	0,03	67	61,0	0,06	64	28,0	0,07	64	8,0			
3,71	70	25,0	-1,85	58	76,0	0,17	44	29,0	0,11	69	21,0	0,24	70	3,0	0,01	69	49,0	-0,03	71	33,0	-0,01	67	56,0	-0,08	68	95,0			
3,63	64	26,0	-1,71	55	74,0	0,54	49	3,0	0,14	63	14,0	-0,01	65	55,0	0,14	63	11,0	0,08	65	82,0	-0,06	58	73,0	0,07	59	8,0			
3,43	63	27,0	2,80	47	17,0	-0,02	42	54,0	0,05	61	36,0	-0,07	62	72,0	0,05	61	33,0	0,09	63	87,0	0,02	60	42,0	-0,01	61	60,0			
3,43	88	27,0	0,98	84	38,0	0,51	81	4,0	0,09	88	27,0	0,09	89	24,0	0,09	87	23,0	0,03	88	61,0	-0,07	86	75,0	0,08	87	6,0			
3,11	75	29,0	0,62	66	43,0	0,72	61	1,0	0,14	75	15,0	0,03	76	41,0	0,09	74	21,0	0,10	76	89,0	0,03	72	40,0	0,00	72	51,0			
2,94	69	30,0	0,82	60	40,0	0,62	54	2,0	0,22	69	5,0	0,06	70	32,0	0,21	68	3,0	0,03	70	62,0	0,12	64	13,0	0,13	65	1,0			

BRAFORD TOUROS PAIS LÍDERES ORDENANDOS PELO GANHO PÓS-DESMAMA - TOP 30%

Reg	Nome	Nasc.	Grau de Sangue	Livro	Rebanhos	Filhos Desmama	Filhos Sobreano	IQG	%	Peso ao Nascer			Peso à Desmama Materno			Peso à Desmama Direto			Total Materno	
										DEP	AC	%	DEPm	AC	%	DEPd	AC	%	DEP	%
181526	SERENO 38-TE1001	2011	38	CCG	4	264	238	3,2	0,1	0,15	73	62,0	1,76	49	20,0	9,11	75	0,5	6,31	0,5
129846	PAMPIANO DO SOSSEGO 38-TE B7020	2007	38	CCG	5	189	98	1,4	8,0	0,23	73	67,0	-2,14	50	85,0	5,51	74	6,0	0,62	41,0
159695	CARCAVIO 38-1435 RAULITO	2010	38	CCG	28	614	409	2,1	2,0	0,56	77	87,0	-1,09	72	70,0	6,36	84	3,0	2,09	20,0
IA-B057	GUASUNCHOS 3125 BULON EXPERTO	2012	38	CCG	38	1091	722	3,1	0,1	0,79	82	95,0	0,86	21	34,0	6,55	85	3,0	4,14	4,0
251486	SAO BENTO 38-Q134 SULINO	2014	38	CCG	11	152	116	2,2	1,0	-0,26	69	28,0	2,79	33	9,0	2,97	72	20,0	4,28	4,0
311633	MAE RAINHA 38-TE69 MAESTRO	2016	38	CCG	15	455	317	2,5	1,0	0,14	77	61,0	1,52	33	23,0	6,07	78	4,0	4,55	3,0
IA-B043	RANCHO 316 T/E MAGNO	2007	38	CCG	28	1244	860	2,4	1,0	-0,27	84	27,0	2,41	73	12,0	4,66	88	9,0	4,74	3,0
126714	SAO LUIZ 38-7102 TORRESMO DA PEDRO SURREAUX	2007	38	CCG	12	290	214	2,1	2,0	0,25	78	69,0	4,90	50	1,0	2,72	79	22,0	6,26	0,5
217223	SÃO MIGUEL 38-D237 NACIONAL	2013	38	CCG	3	243	223	0,5	32,0	-0,49	64	15,0	-1,49	43	76,0	1,06	72	39,0	-0,95	66,0
158034	MAE RAINHA 38-3815 TREVO	2009	38	CCG	16	261	198	1,3	10,0	0,60	75	89,0	-2,63	57	90,0	5,77	77	5,0	0,25	47,0
IA-B016	CUYANO HUINCA SHAKA 8854 - BENJAMIN	1998	38	CCG	6	149	84	0,0	52,0	-0,37	66	21,0	-7,52	57	99,0	5,56	73	5,0	-4,74	98,0
144709	ITA 38-804 LAFITE	2008	38	CCG	6	144	108	0,8	21,0	0,66	63	91,0	-0,71	53	63,0	2,25	69	27,0	0,41	44,0
24488	ORDEM 38-R337 (RED BULL)	1995	38	CCG	6	103	68	-0,2	58,0	0,74	68	94,0	-4,71	64	99,0	1,85	70	31,0	-3,78	95,0
141480	KUDOS 38-D19 SIWARD-T/E-	2001	38	CCG	15	363	218	0,9	18,0	1,46	72	99,0	-0,02	62	50,0	6,28	80	3,0	3,11	10,0
91427	CIMARRON 38-G383 BUMBO	2002	38	CCG	2	158	93	-0,3	61,0	0,17	67	63,0	-2,28	68	86,0	-0,27	71	55,0	-2,41	85,0
63910	NOVA ESPERANCA 38-409 (MAULA)	2000	38	CCG	6	215	85	-0,4	65,0	0,63	75	90,0	-6,03	72	99,0	4,83	77	8,0	-3,62	94,0
90750	BELVISTA 38-5922 (PAJERO)	2002	38	CCG	3	100	73	0,5	31,0	0,24	51	69,0	-1,89	65	82,0	4,31	67	11,0	0,26	47,0
119106	SAO LUCAS 38-2405 VAQUEANO	2006	38	CCG	15	459	266	-0,1	55,0	-0,90	74	3,0	3,99	63	3,0	-5,00	77	94,0	1,49	28,0
139117	SANTA ANA 38-8211	2008	38	CCG	7	160	104	1,1	14,0	-0,64	72	9,0	3,83	55	3,0	-1,72	74	71,0	2,98	11,0
154401	CARCAVIO 38-1146	2009	38	CCG	2	262	162	1,0	16,0	-0,10	39	40,0	-4,26	50	98,0	7,21	76	2,0	-0,66	62,0
73647	PITANGUEIRA 38-A252 (BIG BROTHER)	2001	38	CCG	50	1105	675	0,1	47,0	1,44	88	99,0	-4,05	84	97,0	4,54	89	10,0	-1,78	78,0
111100	SAO MIGUEL 38-9309 TAURA	2006	38	CCG	35	1195	822	-0,1	53,0	0,43	87	81,0	-2,54	81	89,0	0,92	89	41,0	-2,08	82,0
39122	ALVORADA 14-T1724 (DUQUE)	1997	14	CCG	12	140	77	0,5	32,0	-0,37	66	21,0	-0,18	68	53,0	5,12	72	7,0	2,38	17,0
94615	PITANGUEIRA 38-D195 CARA PALIDA	2004	38	CCG	4	137	77	0,7	24,0	0,64	71	90,0	1,73	48	20,0	1,20	73	38,0	2,33	17,0
36500	PAMPIANO 38-3666 (SEPE)	1996	38	CCG	16	778	489	-0,1	55,0	0,51	80	85,0	-4,02	83	97,0	4,55	85	10,0	-1,74	78,0

Peso ao Sobreano			Ganho Pós-Desmama			Perímetro Escrotal ao Sobreano			Musculatura			Estatura			Estrutura Corporal			Umbigo / Prepúcio			Pigmentação Ocular			Racial					
DEP	AC	%	DEP	AC	%	DEP	AC	%	DEP	AC	%	DEP	AC	%	DEP	AC	%	DEP	AC	%	DEP	AC	%	DEP	AC	%	DEP	AC	%
17,88	76	0,1	10,39	68	0,1	0,72	65	1,0	0,49	76	0,1	0,35	77	0,5	0,45	75	0,1	0,13	77	95,0	0,30	72	0,5	-0,14	72	99,0			
14,10	71	0,5	10,05	60	0,1	-0,39	55	92,0	0,34	70	0,5	0,27	72	2,0	0,24	70	1,0	0,09	72	86,0	0,13	68	11,0	0,11	69	2,0			
15,54	84	0,5	9,71	78	0,1	0,55	72	3,0	0,20	83	6,0	0,15	84	12,0	0,11	82	18,0	0,05	84	74,0	-0,04	81	66,0	0,06	82	14,0			
14,82	83	0,5	8,53	76	0,5	1,36	73	0,1	0,42	82	0,1	-0,02	83	57,0	0,39	82	0,1	0,08	83	83,0	0,06	80	30,0	0,06	81	12,0			
10,13	71	3,0	7,77	61	0,5	0,66	54	1,0	0,13	70	18,0	-0,01	72	54,0	0,17	70	7,0	0,09	72	87,0	-0,11	66	86,0	0,04	67	26,0			
11,03	76	2,0	6,48	67	1,0	0,84	63	0,5	0,35	75	0,5	-0,06	77	71,0	0,27	75	1,0	0,12	77	94,0	0,04	72	34,0	0,09	73	5,0			
10,59	87	2,0	6,41	82	1,0	0,83	79	0,5	0,24	86	3,0	-0,05	87	66,0	0,30	86	0,5	0,37	87	99,0	0,04	85	36,0	0,11	85	2,0			
8,61	78	5,0	6,19	70	2,0	0,53	65	3,0	0,20	77	7,0	0,18	78	7,0	0,08	77	25,0	0,07	79	80,0	0,02	74	42,0	0,08	75	8,0			
6,42	73	12,0	5,22	65	3,0	-0,57	54	98,0	0,21	73	5,0	0,04	74	39,0	0,23	72	2,0	0,24	74	99,0	0,05	69	31,0	0,10	69	3,0			
9,84	76	3,0	4,54	68	6,0	0,81	62	0,5	0,18	76	9,0	0,08	77	27,0	0,15	75	9,0	0,11	77	91,0	-0,04	73	65,0	0,05	73	19,0			
9,33	72	4,0	3,80	61	9,0	0,31	60	15,0	0,08	71	29,0	0,16	72	10,0	0,16	69	8,0	0,16	72	97,0	0,06	68	28,0	0,10	68	3,0			
5,13	69	17,0	3,77	60	10,0	0,52	54	4,0	0,13	69	17,0	0,13	70	16,0	0,09	68	23,0	0,00	71	48,0	0,24	65	1,0	0,10	66	3,0			
4,28	70	22,0	3,52	63	11,0	0,09	55	39,0	-0,03	71	61,0	0,02	72	45,0	0,01	71	48,0	-0,11	72	7,0	0,08	68	22,0	0,02	69	35,0			
9,53	79	4,0	3,35	70	13,0	-0,49	62	96,0	0,18	78	8,0	0,20	79	5,0	0,13	75	13,0	0,31	78	99,0	0,04	75	35,0	0,02	76	39,0			
2,34	71	35,0	2,90	64	16,0	-0,36	59	91,0	0,01	75	49,0	0,01	76	47,0	-0,05	69	71,0	0,04	72	67,0	0,08	67	22,0	0,09	73	5,0			
7,30	76	9,0	2,58	68	19,0	-0,31	63	87,0	0,00	76	51,0	0,11	77	20,0	0,01	76	49,0	0,01	77	54,0	0,05	74	31,0	0,01	74	43,0			
6,21	68	13,0	2,48	63	20,0	0,19	57	26,0	0,00	71	51,0	0,06	72	31,0	0,01	71	49,0	-0,03	72	32,0	0,00	68	50,0	0,05	69	17,0			
-3,69	76	78,0	2,22	66	23,0	-0,26	57	83,0	-0,10	75	79,0	0,07	76	29,0	-0,04	74	65,0	-0,10	76	10,0	-0,07	72	76,0	0,05	73	17,0			
-0,62	72	57,0	2,19	63	23,0	0,98	55	0,1	0,01	72	48,0	0,00	73	50,0	0,00	71	51,0	0,02	73	59,0	0,14	68	8,0	0,11	69	2,0			
9,85	74	3,0	2,12	64	24,0	0,39	61	9,0	0,30	73	1,0	0,02	74	44,0	0,31	73	0,5	0,25	75	99,0	0,00	70	51,0	0,08	70	8,0			
5,69	88	15,0	1,95	84	26,0	0,12	81	35,0	0,04	88	40,0	0,09	89	25,0	0,00	88	51,0	0,07	89	81,0	0,12	87	12,0	-0,04	87	77,0			
2,55	88	33,0	1,88	84	27,0	-0,09	81	65,0	0,11	88	20,0	0,04	89	39,0	0,11	87	17,0	0,15	89	97,0	0,09	87	21,0	0,02	87	40,0			
6,87	72	10,0	1,66	65	29,0	-0,53	55	97,0	0,11	73	21,0	0,16	75	10,0	0,03	72	41,0	-0,10	75	11,0	0,03	70	38,0	-0,04	71	81,0			
2,34	71	35,0	1,64	60	29,0	0,51	52	4,0	0,03	70	44,0	0,13	71	16,0	0,12	69	14,0	0,21	71	99,0	-0,14	67	92,0	-0,04	67	79,0			
5,62	85	15,0	1,62	82	30,0	-0,42	76	93,0	0,09	86	26,0	0,06	87	31,0	0,02	85	44,0	0,03	86	64,0	0,04	84	35,0	0,06	85	15,0			

BRAFORD TOUROS PAIS LÍDERES ORDENADOS PELO PERÍMETRO ESCROTAL AO SOBREANO - TOP 30%

Reg	Nome	Nasc.	Grau de Sangue	Livro	Rebanhos	Filhos Desmama	Filhos Sobreano	IQG	%	Peso ao Nascer			Peso à Desmama Materno			Peso à Desmama Direto			Total Materno	
										DEP	AC	%	DEPm	AC	%	DEPd	AC	%	DEP	%
IA-B057	GUASUNCHOS 3125 BULON EXPERTO	2012	38	CCG	38	1091	722	3,1	0,1	0,79	82	95,0	0,86	21	34,0	6,55	85	3,0	4,14	4,0
191020	BELVISTA 38-2922 APOGEU	2012	38	CCG	30	719	418	0,7	25,0	0,69	76	92,0	-0,01	59	50,0	1,89	85	30,0	0,93	36,0
IA-B040	CUYANO HUINKA SHAKA D1450 KACHAPÊ	2000	38	CCG	20	281	284	0,4	34,0	0,67	70	92,0	-3,09	61	93,0	4,55	77	10,0	-0,81	64,0
311633	MAE RAINHA 38-TE569 MAESTRO	2016	38	CCG	15	455	317	2,5	1,0	0,14	77	61,0	1,52	33	23,0	6,07	78	4,0	4,55	3,0
IA-B043	RANCHO 316 T/E MAGNO	2007	38	CCG	28	1244	860	2,4	1,0	-0,27	84	27,0	2,41	73	12,0	4,66	88	9,0	4,74	3,0
158034	MAE RAINHA 38-3815 TREVO	2009	38	CCG	16	261	198	1,3	10,0	0,60	75	89,0	-2,63	57	90,0	5,77	77	5,0	0,25	47,0
168042	SANTA ANA 38-0163 DJOCKO	2010	38	CCG	12	198	149	0,6	28,0	0,16	75	62,0	-1,48	55	76,0	2,57	76	24,0	-0,20	54,0
181526	SERENO 38-TE1001	2011	38	CCG	4	264	238	3,2	0,1	0,15	73	62,0	1,76	49	20,0	9,11	75	0,5	6,31	0,5
62741	BELVISTA 38-4278	1999	38	CCG	2	144	104	0,0	50,0	0,45	44	82,0	2,34	67	13,0	-3,04	74	83,0	0,82	38,0
159695	CARCAVIO 38-1435 RAULITO	2010	38	CCG	28	614	409	2,1	2,0	0,56	77	87,0	-1,09	72	70,0	6,36	84	3,0	2,09	20,0
187132	PAMPIANO DO SOSSEGO FIV 38-H260	2012	38	CCG	2	326	185	1,1	14,0	0,50	78	85,0	5,30	45	1,0	1,78	79	32,0	6,19	1,0
126714	SAO LUIZ 38-7102 TORRESMO DA PEDRO SURREAUX	2007	38	CCG	12	290	214	2,1	2,0	0,25	78	69,0	4,90	50	1,0	2,72	79	22,0	6,26	0,5
84795	BELVISTA 38-5804 (PAYSANO)	2002	38	CCG	32	1327	785	0,5	30,0	-0,48	87	15,0	-0,49	83	59,0	2,09	89	28,0	0,55	42,0
154401	CARCAVIO 38-1146	2009	38	CCG	2	262	162	1,0	16,0	-0,10	39	40,0	-4,26	50	98,0	7,21	76	2,0	-0,66	62,0
IA-B045	RANCHO 906 T/E X-BULL	2012	38	CCG	44	1289	983	-0,6	71,0	-0,54	85	12,0	-4,99	72	99,0	1,39	87	36,0	-4,30	97,0
IA-B016	CUYANO HUINCA SHAKA 8854 - BENJAMIN	1998	38	CCG	6	149	84	0,0	52,0	-0,37	66	21,0	-7,52	57	99,0	5,56	73	5,0	-4,74	98,0
217601	PAMPIANO DO SOSSEGO 38-FIV023 CORINGA	2013	38	CCG	17	663	376	0,7	24,0	0,58	79	88,0	-0,46	55	59,0	3,12	84	19,0	1,10	33,0
149420	PITANGUEIRA 38-I214 (BITREM)	2009	38	CCG	21	1251	892	0,6	27,0	0,73	75	93,0	3,29	72	6,0	2,35	83	26,0	4,46	3,0

Peso ao Sobreano			Ganho Pós-Desmama			Perímetro Escrotal ao Sobreano			Musculatura			Estatura			Estrutura Corporal			Umbigo / Prepúcio			Pigmentação Ocular			Racial					
DEP	AC	%	DEP	AC	%	DEP	AC	%	DEP	AC	%	DEP	AC	%	DEP	AC	%	DEP	AC	%	DEP	AC	%	DEP	AC	%	DEP	AC	%
14,82	83	0,5	8,53	76	0,5	1,36	73	0,1	0,42	82	0,1	-0,02	83	57,0	0,39	82	0,1	0,08	83	83,0	0,06	80	30,0	0,06	81	12,0			
1,95	83	38,0	0,57	76	44,0	0,85	72	0,5	0,08	82	29,0	0,04	83	37,0	0,09	82	21,0	-0,07	83	16,0	0,15	80	8,0	0,05	81	20,0			
2,72	78	32,0	-1,39	70	71,0	0,84	68	0,5	0,20	77	6,0	0,07	79	30,0	0,19	77	4,0	0,11	79	92,0	-0,03	74	63,0	0,09	75	6,0			
11,03	76	2,0	6,48	67	1,0	0,84	63	0,5	0,35	75	0,5	-0,06	77	71,0	0,27	75	1,0	0,12	77	94,0	0,04	72	34,0	0,09	73	5,0			
10,59	87	2,0	6,41	82	1,0	0,83	79	0,5	0,24	86	3,0	-0,05	87	66,0	0,30	86	0,5	0,37	87	99,0	0,04	85	36,0	0,11	85	2,0			
9,84	76	3,0	4,54	68	6,0	0,81	62	0,5	0,18	76	9,0	0,08	77	27,0	0,15	75	9,0	0,11	77	91,0	-0,04	73	65,0	0,05	73	19,0			
3,11	75	29,0	0,62	66	43,0	0,72	61	1,0	0,14	75	15,0	0,03	76	41,0	0,09	74	21,0	0,10	76	89,0	0,03	72	40,0	0,00	72	51,0			
17,88	76	0,1	10,39	68	0,1	0,72	65	1,0	0,49	76	0,1	0,35	77	0,5	0,45	75	0,1	0,13	77	95,0	0,30	72	0,5	-0,14	72	99,0			
-5,16	75	85,0	-1,91	69	77,0	0,56	64	3,0	0,05	76	36,0	-0,04	77	63,0	0,03	75	42,0	0,12	77	92,0	0,01	73	47,0	0,05	73	16,0			
15,54	84	0,5	9,71	78	0,1	0,55	72	3,0	0,20	83	6,0	0,15	84	12,0	0,11	82	18,0	0,05	84	74,0	-0,04	81	66,0	0,06	82	14,0			
0,35	77	50,0	-1,07	67	67,0	0,54	63	3,0	0,03	76	42,0	-0,07	77	73,0	0,08	75	25,0	0,10	77	89,0	-0,17	73	95,0	-0,05	74	86,0			
8,61	78	5,0	6,19	70	2,0	0,53	65	3,0	0,20	77	7,0	0,18	78	7,0	0,08	77	25,0	0,07	79	80,0	0,02	74	42,0	0,08	75	8,0			
3,43	88	27,0	0,98	84	38,0	0,51	81	4,0	0,09	88	27,0	0,09	89	24,0	0,09	87	23,0	0,03	88	61,0	-0,07	86	75,0	0,08	87	6,0			
9,85	74	3,0	2,12	64	24,0	0,39	61	9,0	0,30	73	1,0	0,02	74	44,0	0,31	73	0,5	0,25	75	99,0	0,00	70	51,0	0,08	70	8,0			
-0,19	87	54,0	-1,35	82	70,0	0,33	79	13,0	0,22	87	4,0	-0,12	88	84,0	0,16	86	8,0	0,03	88	62,0	-0,02	85	58,0	0,08	85	6,0			
9,33	72	4,0	3,80	61	9,0	0,31	60	15,0	0,08	71	29,0	0,16	72	10,0	0,16	69	8,0	0,16	72	97,0	0,06	68	28,0	0,10	68	3,0			
4,10	81	23,0	1,03	73	37,0	0,27	67	18,0	0,14	80	15,0	0,00	82	50,0	0,18	77	5,0	0,07	82	80,0	-0,04	79	64,0	0,04	79	26,0			
0,59	82	48,0	-1,46	76	71,0	0,17	72	28,0	-0,01	82	56,0	0,02	83	44,0	0,03	79	42,0	0,03	82	64,0	0,10	79	17,0	0,04	80	24,0			

BRAFORD TOUROS PAIS LÍDERES ORDENADOS PELA MUSCULATURA - TOP 30%

Reg	Nome	Nasc.	Grau de Sangue	Livro	Rebanhos	Filhos Desmama	Filhos Sobreano	IQG	%	Peso ao Nascer			Peso à Desmama Materno			Peso à Desmama Direto			Total Materno	
										DEP	AC	%	DEPm	AC	%	DEPd	AC	%	DEP	%
										181526	SERENO 38-TE1001	2011	38	CG	4	264	238	3,2	0,1	0,15
320925	SANTA GERTRUDES 38-1203 DOBLE ANCHO	2017	38	CG	2	128	66	2,4	1,0	0,50	16	85,0	-2,71	21	90,0	9,85	65	0,5	2,21	18,0
IA-B057	GUASUNCHOS 3125 BULON EXPERTO	2012	38	ES	38	1091	722	3,1	0,1	0,79	82	95,0	0,86	21	34,0	6,55	85	3,0	4,14	4,0
194602	SANTA TEREZA 38-H2134 MARQUÊS	2012	38	CG	12	119	56	2,3	1,0	1,97	63	99,0	-3,60	32	96,0	9,98	69	0,5	1,39	29,0
168667	SERENO 38-TE0080	2010	38	CG	2	66	50	1,1	13,0	0,60	60	89,0	4,66	40	1,0	-0,08	64	53,0	4,62	3,0
159851	SAO BENTO 38-K379	2010	38	CG	3	245	77	1,9	3,0	1,38	45	99,0	-3,81	50	97,0	7,23	75	2,0	-0,20	54,0
311633	MAE RAINHA 38-TE569 MAESTRO	2016	38	CG	15	455	317	2,5	1,0	0,14	77	61,0	1,52	33	23,0	6,07	78	4,0	4,55	3,0
129846	PAMPIANO DO SOSSEGO 38-TE B7020	2007	38	CG	5	189	98	1,4	8,0	0,23	73	67,0	-2,14	50	85,0	5,51	74	6,0	0,62	41,0
138522	NOVA AURORA ANJO DA GUARDA 38-9744	2009	38	CG	2	95	57	1,1	13,0	0,34	60	75,0	-4,87	44	99,0	8,01	66	1,0	-0,87	65,0
143119	SANTA TEREZA 38-D1369 MONTREAL	2008	38	CG	7	74	78	2,4	1,0	1,25	58	99,0	-0,89	45	66,0	9,59	64	0,5	3,90	5,0
154401	CARCAVIO 38-1146	2009	38	CG	2	262	162	1,0	16,0	-0,10	39	40,0	-4,26	50	98,0	7,21	76	2,0	-0,66	62,0
159694	CARCAVIO 38-1514	2010	38	CG	2	77	43	0,6	26,0	-0,02		47,0	-2,71	39	90,0	3,86	66	14,0	-0,78	64,0
310978	NOVA AURORA 38-15002 (NATIVO)	2014	38	CG	3	167	95	1,4	8,0	-0,42	63	18,0	-0,86	28	66,0	3,63	66	15,0	0,95	36,0
165849	SANTA ANA TE38-0007 (FILÉ)	2010	38	CG	4	65	32	0,1	46,0	-0,23	54	30,0	1,27	42	27,0	-2,72	64	80,0	-0,09	53,0
IA-B043	RANCHO 316 T/E MAGNO	2007	38	ES	28	1244	860	2,4	1,0	-0,27	84	27,0	2,41	73	12,0	4,66	88	9,0	4,74	3,0
IA-B045	RANCHO 906 T/E X-BULL	2012	38	ES	44	1289	983	-0,6	71,0	-0,54	85	12,0	-4,99	72	99,0	1,39	87	36,0	-4,30	97,0
155526	SANTA ANA 38-9305	2009	38	CG	3	126	97	0,6	29,0	-0,95	66	2,0	-1,80	42	80,0	2,56	69	24,0	-0,52	60,0
113246	SAO MIGUEL 38-9411 CHIQUINHO	2006	38	CG	4	69	43	0,5	30,0	1,40	62	99,0	-0,27	42	55,0	5,28	63	6,0	2,37	17,0
217223	SÃO MIGUEL 38-D237 NACIONAL	2013	38	CG	3	243	223	0,5	32,0	-0,49	64	15,0	-1,49	43	76,0	1,06	72	39,0	-0,95	66,0
90741	BELVISTA 38-5784 (MILIONARIO)	2002	38	CG	12	155	87	-0,1	56,0	0,77	62	94,0	-1,77	59	80,0	2,80	72	22,0	-0,37	57,0
197216	SANTA TEREZA 38-H2086 XEQUE-MATE	2012	38	CG	8	107	86	0,9	19,0	0,52	67	85,0	1,46	37	24,0	1,68	68	33,0	2,30	18,0
IA-B040	CUYANO HUINKA SHAKA D1450 KACHAPÉ	2000	38	ES	20	281	284	0,4	34,0	0,67	70	92,0	-3,09	61	93,0	4,55	77	10,0	-0,81	64,0
159695	CARCAVIO 38-1435 RAULITO	2010	38	CG	28	614	409	2,1	2,0	0,56	77	87,0	-1,09	72	70,0	6,36	84	3,0	2,09	20,0
332479	SERENO 38-TE16019 SAMURAI	2016	38	CG	5	83	60	2,3	1,0	0,13	58	60,0	3,11	28	7,0	1,15	62	38,0	3,68	7,0
126714	SAO LUIZ 38-7102 TORRESMO DA PEDRO SURREAUX	2007	38	CG	12	290	214	2,1	2,0	0,25	78	69,0	4,90	50	1,0	2,72	79	22,0	6,26	0,5
158034	MAE RAINHA 38-3815 TREVO	2009	38	CG	16	261	198	1,3	10,0	0,60	75	89,0	-2,63	57	90,0	5,77	77	5,0	0,25	47,0
141480	KUDOS 38-D19 SIWARD-T/E-	2001	38	PS	15	363	218	0,9	18,0	1,46	72	99,0	-0,02	62	50,0	6,28	80	3,0	3,11	10,0
169595	SAO BENTO 38-K182	2010	38	CG	2	177	119	0,1	44,0	0,52	38	86,0	-3,75	42	96,0	1,90	70	30,0	-2,80	88,0
129847	PAMPIANO DO SOSSEGO 38-B6972	2007	38	CG	2	109	52	-0,3	60,0	0,33	67	74,0	1,35	46	26,0	-1,18	69	66,0	0,76	39,0
144908	SANTA ANA 38-8221	2008	38	CG	2	124	107	0,4	33,0	-0,89	70	3,0	3,65	50	4,0	2,45	70	25,0	4,87	2,0

Peso ao Sobreano			Ganho Pós-Desmama			Perímetro Escrotal ao Sobreano			Musculatura			Estatura			Estrutura Corporal			Umbigo / Prepúcio			Pigmentação Ocular			Racial					
DEP	AC	%	DEP	AC	%	DEP	AC	%	DEP	AC	%	DEP	AC	%	DEP	AC	%	DEP	AC	%	DEP	AC	%	DEP	AC	%	DEP	AC	%
17,88	76	0,1	10,39	68	0,1	0,72	65	1,0	0,49	76	0,1	0,35	77	0,5	0,45	75	0,1	0,13	77	95,0	0,30	72	0,5	-0,14	72	99,0			
15,07	62	0,5	6,70	49	1,0	0,77	32	0,5	0,44	61	0,1	0,03	63	40,0	0,37	61	0,1	0,20	63	99,0	-0,14	57	91,0	0,00	58	54,0			
14,82	83	0,5	8,53	76	0,5	1,36	73	0,1	0,42	82	0,1	-0,02	83	57,0	0,39	82	0,1	0,08	83	83,0	0,06	80	30,0	0,06	81	12,0			
17,67	66	0,1	9,60	53	0,1	0,50	50	4,0	0,41	65	0,1	0,17	66	9,0	0,11	62	16,0	0,05	67	72,0	0,29	62	0,5	0,10	63	3,0			
0,01	63	52,0	-0,76	54	62,0	-0,01	53	53,0	0,38	62	0,5	0,01	64	48,0	0,23	62	2,0	0,36	64	99,0	-0,08	58	79,0	-0,11	59	99,0			
13,81	69	0,5	7,84	55	0,5	0,75	55	0,5	0,36	67	0,5	0,06	68	33,0	0,17	67	7,0	0,17	69	98,0	0,07	66	26,0	0,12	67	1,0			
11,03	76	2,0	6,48	67	1,0	0,84	63	0,5	0,35	75	0,5	-0,06	77	71,0	0,27	75	1,0	0,12	77	94,0	0,04	72	34,0	0,09	73	5,0			
14,10	71	0,5	10,05	60	0,1	-0,39	55	92,0	0,34	70	0,5	0,27	72	2,0	0,24	70	1,0	0,09	72	86,0	0,13	68	11,0	0,11	69	2,0			
12,54	65	1,0	4,90	54	4,0	0,74	42	0,5	0,33	64	1,0	0,33	66	0,5	0,48	64	0,1	0,17	66	98,0	-0,04	61	66,0	0,03	61	28,0			
16,76	65	0,1	7,66	57	0,5	0,79	53	0,5	0,30	64	1,0	0,26	66	2,0	-0,02	54	60,0	0,08	66	83,0	-0,02	60	56,0	0,11	61	2,0			
9,85	74	3,0	2,12	64	24,0	0,39	61	9,0	0,30	73	1,0	0,02	74	44,0	0,31	73	0,5	0,25	75	99,0	0,00	70	51,0	0,08	70	8,0			
6,56	63	11,0	3,44	51	12,0	-0,22	42	79,0	0,29	62	1,0	0,02	64	44,0	0,14	62	11,0	0,09	64	87,0	0,06	58	27,0	0,02	59	40,0			
7,36	64	9,0	4,07	52	8,0	1,01	30	0,1	0,27	62	2,0	0,18	64	8,0	0,24	62	2,0	0,15	64	97,0	0,19	59	4,0	0,03	59	32,0			
-1,63	61	65,0	0,38	50	46,0	0,09	48	39,0	0,25	60	3,0	0,14	62	13,0	0,14	61	11,0	0,49	62	99,0	0,46	57	0,1	-0,06	58	90,0			
10,59	87	2,0	6,41	82	1,0	0,83	79	0,5	0,24	86	3,0	-0,05	87	66,0	0,30	86	0,5	0,37	87	99,0	0,04	85	36,0	0,11	85	2,0			
-0,19	87	54,0	-1,35	82	70,0	0,33	79	13,0	0,22	87	4,0	-0,12	88	84,0	0,16	86	8,0	0,03	88	62,0	-0,02	85	58,0	0,08	85	6,0			
2,94	69	30,0	0,82	60	40,0	0,62	54	2,0	0,22	69	5,0	0,06	70	32,0	0,21	68	3,0	0,03	70	62,0	0,12	64	13,0	0,13	65	1,0			
7,38	62	9,0	0,66	50	42,0	-0,18	36	75,0	0,22	61	4,0	0,32	63	1,0	0,17	61	7,0	-0,14	63	3,0	-0,14	58	91,0	0,15	58	0,5			
6,42	73	12,0	5,22	65	3,0	-0,57	54	98,0	0,21	73	5,0	0,04	74	39,0	0,23	72	2,0	0,24	74	99,0	0,05	69	31,0	0,10	69	3,0			
-4,17	71	81,0	-7,49	60	99,0	1,33	56	0,1	0,21	70	5,0	0,12	71	17,0	0,27	70	1,0	-0,07	72	18,0	0,01	67	45,0	0,03	68	27,0			
2,54	68	33,0	2,13	58	24,0	0,05	57	45,0	0,20	68	6,0	0,00	69	52,0	0,07	65	26,0	0,12	70	93,0	0,06	63	30,0	-0,02	63	63,0			
2,72	78	32,0	-1,39	70	71,0	0,84	68	0,5	0,20	77	6,0	0,07	79	30,0	0,19	77	4,0	0,11	79	92,0	-0,03	74	63,0	0,09	75	6,0			
15,54	84	0,5	9,71	78	0,1	0,55	72	3,0	0,20	83	6,0	0,15	84	12,0	0,11	82	18,0	0,05	84	74,0	-0,04	81	66,0	0,06	82	14,0			
9,03	62	5,0	8,84	51	0,1	1,18	47	0,1	0,20	61	7,0	0,11	63	19,0	0,14	61	10,0	0,23	63	99,0	-0,08	57	78,0	-0,03	57	70,0			
8,61	78	5,0	6,19	70	2,0	0,53	65	3,0	0,20	77	7,0	0,18	78	7,0	0,08	77	25,0	0,07	79	80,0	0,02	74	42,0	0,08	75	8,0			
9,84	76	3,0	4,54	68	6,0	0,81	62	0,5	0,18	76	9,0	0,08	77	27,0	0,15	75	9,0	0,11	77	91,0	-0,04	73	65,0	0,05	73	19,0			
9,53	79	4,0	3,35	70	13,0	-0,49	62	96,0	0,18	78	8,0	0,20	79	5,0	0,13	75	13,0	0,31	78	99,0	0,04	75	35,0	0,02	76	39,0			
5,17	69	17,0	4,25	59	7,0	-0,27	49	84,0	0,17	68	11,0	0,01	70	47,0	0,13	68	12,0	0,18	70	99,0	0,03	64	37,0	0,07	65	9,0			
-5,38	66	86,0	-2,73	53	85,0	0,03	36	48,0	0,16	64	12,0	-0,08	66	74,0	0,14	64	11,0	0,05	66	73,0	-0,07	63	76,0	-0,01	63	62,0			
2,12	71	36,0	-0,42	62	58,0	-0,98	61	99,0	0,16	71	11,0	0,10	73	23,0	0,13	71	12,0	-0,27	73	0,1	-0,03	67	63,0	0,07	68	10,0			

BRAFORD TOUROS PAIS LÍDERES ORDENADOS PELA MUSCULATURA - TOP 30%

Reg	Nome	Nasc.	Grau de Sangue	Livro	Rebanhos	Filhos Desmama	Filhos Sobreano	IQG	%	Peso ao Nascer			Peso à Desmama Materno			Peso à Desmama Direto			Total Materno	
										DEP	AC	%	DEPm	AC	%	DEPd	AC	%	DEP	%
										151274	SANTA ANA 38-9221 MONEY	2009	38	CG	8	85	40	-0,4	64,0	-0,25
271090	SANTA PRENDA 38-S064 SELETO	2015	38	CG	2	294	235	-0,7	77,0	0,33	60	75,0	-4,18	36	98,0	2,70	73	22,0	-2,83	89,0
295127	BELVISTA 38-4536 COMANCHERO	2016	38	CG	9	113	48	0,8	22,0	0,26	55	70,0	1,91	26	18,0	-0,64	64	59,0	1,59	26,0
110340	PITANGUEIRA 38-F669 VINTAGE	2006	38	CG	6	77	32	0,8	22,0	0,12	48	59,0	-2,87	57	91,0	9,24	64	0,5	1,75	24,0
168668	SERENO 38-TE0099	2010	38	CG	2	61	54	-0,1	53,0	-0,35	60	22,0	3,25	38	6,0	-3,49	63	86,0	1,51	27,0
310521	CAMILA 38-S65 SENHOR	2016	38	CG	20	231	99	0,6	26,0	0,73	75	93,0	0,24	16	45,0	-1,41	75	68,0	-0,47	59,0
187243	PAMPIANO DO SOSSEGO TE 38-G025 IMPERADOR	2011	38	CG	3	63	40	0,9	19,0	-0,50	61	14,0	3,47	34	5,0	-0,64	64	59,0	3,15	10,0
217601	PAMPIANO DO SOSSEGO 38-FIV1023 CORINGA	2013	38	CG	17	663	376	0,7	24,0	0,58	79	88,0	-0,46	55	59,0	3,12	84	19,0	1,10	33,0
235987	SAO BENTO 38-PI35 FRONTERO	2013	38	CG	8	82	73	1,2	12,0	0,55	64	87,0	2,46	33	12,0	4,61	63	9,0	4,76	2,0
149230	SAO BENTO 38-J085 METRALHA	2009	38	CG	20	318	216	0,2	44,0	1,42	72	99,0	-2,38	60	87,0	3,26	79	18,0	-0,75	63,0
152867	BELVISTA BELVISTA COMBAT 38-1632 CALYPSO	2009	38	CG	8	96	65	1,5	7,0	1,14	59	99,0	-2,74	48	90,0	6,15	68	4,0	0,33	46,0
168042	SANTA ANA 38-0163 DJOCKO	2010	38	CG	12	198	149	0,6	28,0	0,16	75	62,0	-1,48	55	76,0	2,57	76	24,0	-0,20	54,0
201716	SAO LUIZ 38-C361 DA PEDRO SURREAUX CINAMOMO	2011	38	CG	8	164	60	1,8	4,0	0,58	69	88,0	7,61	45	0,1	0,38	71	47,0	7,80	0,1
144709	ITA 38-804 LAFITE	2008	38	CG	6	144	108	0,8	21,0	0,66	63	91,0	-0,71	53	63,0	2,25	69	27,0	0,41	44,0
251486	SAO BENTO 38-Q134 SULINO	2014	38	CG	11	152	116	2,2	1,0	-0,26	69	28,0	2,79	33	9,0	2,97	72	20,0	4,28	4,0
271719	PAMPIANO DO SOSSEGO 38-TEK008 MANO LIMA	2015	38	CG	7	292	190	1,5	7,0	0,79	74	95,0	3,99	27	3,0	2,65	76	23,0	5,32	1,0
IA-B009	NELIUS SHAKA 38-8188 (SIDNEY)	1996	38	ES	2	32	25	0,1	47,0	0,99	53	98,0	-0,65	54	62,0	2,29	62	26,0	0,49	43,0
150372	SANTA TEREZA E1541	2009	38	CG	4	75	56	0,8	23,0	0,24	57	68,0	1,34	43	26,0	5,54	64	5,0	4,11	5,0
161253	SANTA ANA 38-0347 PACO	2010	38	CG	5	117	57	0,7	23,0	0,49	68	84,0	-0,64	42	62,0	2,48	70	24,0	0,60	41,0
111100	SAO MIGUEL 38-9309 TAURA	2006	38	CG	35	1195	822	-0,1	53,0	0,43	87	81,0	-2,54	81	89,0	0,92	89	41,0	-2,08	82,0
39122	ALVORADA 14-T1724 (DUQUE)	1997	14	CG	12	140	77	0,5	32,0	-0,37	66	21,0	-0,18	68	53,0	5,12	72	7,0	2,38	17,0
111099	SAO MIGUEL 38-9453 SANCHO	2006	38	CG	3	191	85	0,2	43,0	0,62	73	90,0	-1,06	51	69,0	5,48	74	6,0	1,68	25,0
127220	PITANGUEIRA 38-G498	2007	38	CG	3	86	70	-0,1	55,0	-0,09	25	41,0	-0,51	35	59,0	1,10	65	39,0	0,04	50,0
129831	ASP 38-7051 ARAMIS RED SP38 2010 PTII	2007	38	CG	3	96	52	-0,3	63,0	1,07	65	99,0	-1,77	39	80,0	0,65	67	44,0	-1,44	74,0
191327	BELVISTA 38-3076 MACHAÇO	2012	38	CG	4	68	47	-0,1	53,0	0,87		96,0	-0,87	40	66,0	1,41	65	36,0	-0,17	54,0
IA-B028	CUYANO HUINCA BENJAMIN D1518 TAITÁ	2001	38	ES	21	1277	802	-0,4	65,0	-0,34	82	23,0	-4,26	81	98,0	2,54	88	24,0	-2,99	90,0
81802	PAMPIANO DO SOSSEGO 38-2069	2002	38	PS	3	699	351	-0,4	67,0	-0,05	83	45,0	3,20	70	6,0	-5,00	84	94,0	0,71	39,0
36500	PAMPIANO 38-3666 (SEPE)	1996	38	CG	16	778	489	-0,1	55,0	0,51	80	85,0	-4,02	83	97,0	4,55	85	10,0	-1,74	78,0
84795	BELVISTA 38-5804 (PAYSANO)	2002	38	CG	32	1327	785	0,5	30,0	-0,48	87	15,0	-0,49	83	59,0	2,09	89	28,0	0,55	42,0
100037	NOVA AURORA 38-5088 COPERO	2004	38	CG	14	225	171	-0,7	75,0	0,51	73	85,0	-2,98	63	92,0	2,48	76	25,0	-1,74	77,0

Peso ao Sobreano			Ganho Pós-Desmama			Perímetro Escrotal ao Sobreano			Musculatura			Estatura			Estrutura Corporal			Umbigo / Prepúcio			Pigmentação Ocular			Racial					
DEP	AC	%	DEP	AC	%	DEP	AC	%	DEP	AC	%	DEP	AC	%	DEP	AC	%	DEP	AC	%	DEP	AC	%	DEP	AC	%	DEP	AC	%
-3,57	64	77,0	-4,62	52	95,0	-0,03	48	56,0	0,16	63	12,0	-0,04	64	63,0	0,08	63	24,0	0,05	64	74,0	0,22	60	2,0	0,12	61	1,0			
-0,89	73	59,0	-3,22	63	88,0	-0,14	54	71,0	0,16	72	12,0	-0,05	73	66,0	0,04	71	39,0	0,07	74	82,0	-0,04	68	65,0	0,03	68	28,0			
0,00	62	52,0	0,59	50	43,0	0,71	43	1,0	0,16	61	12,0	0,03	63	42,0	0,15	61	10,0	-0,01	63	41,0	0,12	57	13,0	0,06	58	13,0			
9,41	63	4,0	0,41	52	46,0	0,06	44	43,0	0,16	64	12,0	0,10	65	22,0	0,04	64	38,0	-0,04	65	31,0	-0,11	61	85,0	0,07	61	9,0			
-2,42	63	70,0	0,96	54	38,0	-0,54	48	97,0	0,16	63	11,0	0,17	64	9,0	0,09	62	23,0	0,05	65	71,0	-0,08	57	77,0	-0,02	58	64,0			
1,73	70	39,0	4,87	56	5,0	0,21	51	24,0	0,15	68	13,0	-0,01	70	54,0	0,06	68	32,0	-0,02	70	39,0	0,13	66	10,0	0,09	67	4,0			
1,03	63	44,0	1,80	52	27,0	0,36	39	11,0	0,15	62	14,0	0,13	63	15,0	0,16	62	8,0	-0,03	64	34,0	0,03	58	40,0	-0,04	58	80,0			
4,10	81	23,0	1,03	73	37,0	0,27	67	18,0	0,14	80	15,0	0,00	82	50,0	0,18	77	5,0	0,07	82	80,0	-0,04	79	64,0	0,04	79	26,0			
3,63	64	26,0	-1,71	55	74,0	0,54	49	3,0	0,14	63	14,0	-0,01	65	55,0	0,14	63	11,0	0,08	65	82,0	-0,06	58	73,0	0,07	59	8,0			
4,30	78	22,0	1,23	70	35,0	-0,12	64	68,0	0,14	78	15,0	0,06	79	32,0	0,05	77	35,0	0,06	79	78,0	-0,12	75	88,0	0,00	75	54,0			
12,51	67	1,0	7,63	57	0,5	0,34	56	12,0	0,14	67	15,0	-0,02	68	57,0	0,02	62	45,0	-0,15	68	3,0	0,11	63	15,0	0,10	63	3,0			
3,11	75	29,0	0,62	66	43,0	0,72	61	1,0	0,14	75	15,0	0,03	76	41,0	0,09	74	21,0	0,10	76	89,0	0,03	72	40,0	0,00	72	51,0			
4,03	66	24,0	4,05	52	8,0	0,08	47	41,0	0,14	65	15,0	0,16	67	11,0	0,23	65	2,0	0,03	67	61,0	0,06	64	28,0	0,07	64	8,0			
5,13	69	17,0	3,77	60	10,0	0,52	54	4,0	0,13	69	17,0	0,13	70	16,0	0,09	68	23,0	0,00	71	48,0	0,24	65	1,0	0,10	66	3,0			
10,13	71	3,0	7,77	61	0,5	0,66	54	1,0	0,13	70	18,0	-0,01	72	54,0	0,17	70	7,0	0,09	72	87,0	-0,11	66	86,0	0,04	67	26,0			
2,88	75	31,0	1,04	65	37,0	0,70	57	1,0	0,13	74	17,0	-0,01	75	55,0	0,19	73	4,0	0,19	73	99,0	0,07	70	27,0	0,05	71	19,0			
0,53	62	48,0	-2,21	57	80,0	0,32	52	14,0	0,13	62	16,0	0,10	63	21,0	0,14	59	11,0	-0,07	63	19,0	0,02	59	44,0	0,13	60	1,0			
4,49	64	21,0	-0,74	54	62,0	0,27	51	18,0	0,12	63	20,0	0,23	64	3,0	0,02	50	44,0	-0,05	65	27,0	0,01	59	45,0	0,08	59	6,0			
4,10	66	23,0	1,95	53	26,0	0,45	42	6,0	0,12	65	20,0	-0,01	66	55,0	0,06	63	32,0	-0,07	65	18,0	0,05	60	32,0	-0,05	63	82,0			
2,55	88	33,0	1,88	84	27,0	-0,09	81	65,0	0,11	88	20,0	0,04	89	39,0	0,11	87	17,0	0,15	89	97,0	0,09	87	21,0	0,02	87	40,0			
6,87	72	10,0	1,66	65	29,0	-0,53	55	97,0	0,11	73	21,0	0,16	75	10,0	0,03	72	41,0	-0,10	75	11,0	0,03	70	38,0	-0,04	71	81,0			
3,71	70	25,0	-1,85	58	76,0	0,17	44	29,0	0,11	69	21,0	0,24	70	3,0	0,01	69	49,0	-0,03	71	33,0	-0,01	67	56,0	-0,08	68	95,0			
1,61	65	40,0	0,23	54	48,0	-0,33	43	89,0	0,11	64	20,0	-0,13	66	86,0	0,04	64	39,0	-0,08	66	14,0	-0,08	59	78,0	-0,03	60	72,0			
1,70	64	39,0	1,89	52	26,0	-0,46	42	95,0	0,10	63	24,0	0,14	64	13,0	0,09	63	22,0	-0,01	65	41,0	0,04	60	35,0	-0,09	61	96,0			
0,77	63	46,0	-0,76	53	62,0	-0,06	46	60,0	0,10	63	24,0	0,05	64	37,0	0,11	63	17,0	0,08	64	84,0	0,03	58	39,0	0,01	59	41,0			
2,44	87	34,0	-0,35	82	57,0	0,07	77	42,0	0,10	87	23,0	0,08	88	27,0	0,12	86	15,0	0,22	88	99,0	-0,05	85	69,0	0,10	86	3,0			
-8,11	81	95,0	-2,43	73	82,0	0,03	63	48,0	0,10	80	23,0	-0,09	81	78,0	0,11	79	18,0	0,08	81	85,0	0,17	78	5,0	0,03	79	27,0			
5,62	85	15,0	1,62	82	30,0	-0,42	76	93,0	0,09	86	26,0	0,06	87	31,0	0,02	85	44,0	0,03	86	64,0	0,04	84	35,0	0,06	85	15,0			
3,43	88	27,0	0,98	84	38,0	0,51	81	4,0	0,09	88	27,0	0,09	89	24,0	0,09	87	23,0	0,03	88	61,0	-0,07	86	75,0	0,08	87	6,0			
-1,91	76	67,0	-4,06	68	93,0	0,01	61	50,0	0,09	76	26,0	-0,03	77	60,0	0,07	74	28,0	0,09	77	87,0	0,06	73	29,0	0,00	73	52,0			

BRAFORD TOUROS PAIS LÍDERES ORDENADOS PELA MUSCULATURA - TOP 30%

Reg	Nome	Nasc.	Grau de Sangue	Livro	Rebanhos	Filhos Desmama	Filhos Sobreano	IQG	%	Peso ao Nascer			Peso à Desmama Materno			Peso à Desmama Direto			Total Materno	
										DEP	AC	%	DEPm	AC	%	DEPd	AC	%	DEP	%
110128	BELVISTA 38-A7050	2004	38	CG	2	209	170	-0,8	79,0	0,18		63,0	-2,88	64	92,0	-1,28	75	67,0	-3,52	93,0
99302	PITANGUEIRA 38-E164 BARÃO	2005	38	CG	11	74	67	0,4	35,0	0,67	55	92,0	-2,21	47	85,0	3,44	65	16,0	-0,49	59,0
187039	PAMPIANO DO SOSSEGO TE 38-H012 ÍNDIO	2012	38	CG	11	574	381	-1,5	94,0	0,13	81	59,0	-0,98	60	68,0	-6,09	82	97,0	-4,03	96,0
191020	BELVISTA 38-2922 APOGEU	2012	38	CG	30	719	418	0,7	25,0	0,69	76	92,0	-0,01	59	50,0	1,89	85	30,0	0,93	36,0
81719	PITANGUEIRA 38-B859 PITOCO	2002	38	CG	5	38	25	-0,7	77,0	0,10	43	57,0	-3,92	53	97,0	4,42	53	10,0	-1,71	77,0
IA-B044	RANCHO 626 - T/E BOOMERANG	2010	38	ES	25	235	162	-1,1	86,0	0,30	72	72,0	-4,06	53	97,0	-2,82	78	81,0	-5,46	99,0
IA-B010	MARCAJO A631 GRAN RICKY	1995	38	ES	5	62	39	-0,3	61,0	0,80	44	95,0	-1,95	53	82,0	1,64	57	33,0	-1,13	69,0
IA-B016	CUYANO HUINCA SHAKA 8854 - BENJAMIN	1998	38	ES	6	149	84	0,0	52,0	-0,37	66	21,0	-7,52	57	99,0	5,56	73	5,0	-4,74	98,0
126727	NOVA AURORA ANJO DA GUARDA 38-7672	2007	38	CG	2	93	73	0,0	52,0	0,54	42	87,0	-3,85	51	97,0	5,40	65	6,0	-1,15	69,0

Peso ao Sobreano			Ganho Pós-Desmama			Perímetro Escrotal ao Sobreano			Musculatura			Estatura			Estrutura Corporal			Umbigo / Prepúcio			Pigmentação Ocular			Racial					
DEP	AC	%	DEP	AC	%	DEP	AC	%	DEP	AC	%	DEP	AC	%	DEP	AC	%	DEP	AC	%	DEP	AC	%	DEP	AC	%	DEP	AC	%
-2,42	74	70,0	-1,10	67	67,0	0,00	63	51,0	0,09	74	27,0	-0,09	76	78,0	0,06	74	30,0	0,13	76	94,0	-0,12	71	88,0	0,06	72	12,0			
4,63	65	20,0	2,01	55	25,0	0,37	49	10,0	0,09	65	26,0	0,11	67	19,0	0,02	63	45,0	0,18	67	99,0	0,08	62	22,0	-0,08	62	95,0			
-9,07	81	97,0	-3,51	73	90,0	-0,26	64	83,0	0,08	80	29,0	-0,12	81	84,0	0,03	79	43,0	-0,06	81	23,0	-0,07	77	74,0	-0,05	78	83,0			
1,95	83	38,0	0,57	76	44,0	0,85	72	0,5	0,08	82	29,0	0,04	83	37,0	0,09	82	21,0	-0,07	83	16,0	0,15	80	8,0	0,05	81	20,0			
0,37	55	49,0	-3,27	49	89,0	-0,42	41	93,0	0,08	60	28,0	-0,06	62	70,0	-0,07	57	75,0	0,10	62	90,0	-0,10	57	83,0	-0,02	57	64,0			
-2,44	77	70,0	0,43	68	46,0	0,00	59	52,0	0,08	76	29,0	-0,13	77	87,0	0,07	74	27,0	0,08	77	84,0	0,12	73	13,0	-0,01	73	62,0			
0,11	58	51,0	-1,23	51	69,0	-0,07	38	62,0	0,08	60	29,0	-0,02	62	56,0	0,13	60	12,0	0,06	62	76,0	-0,11	56	85,0	0,06	57	12,0			
9,33	72	4,0	3,80	61	9,0	0,31	60	15,0	0,08	71	29,0	0,16	72	10,0	0,16	69	8,0	0,16	72	97,0	0,06	68	28,0	0,10	68	3,0			
2,19	66	36,0	-2,34	57	81,0	0,44	50	7,0	0,08	66	30,0	-0,01	68	56,0	0,17	65	7,0	0,17	68	98,0	-0,01	62	55,0	0,09	62	5,0			

BRAFORD TOUROS PAIS LÍDERES ORDENANDOS PELA DEP RACIAL - TOP 30%

Reg	Nome	Nasc.	Grau de Sangue	Livro	Rebanhos	Filhos Desmama	Filhos Sobreano	IQG	%	Peso ao Nascer			Peso à Desmama Materno			Peso à Desmama Direto			Total Materno	
										DEP	AC	%	DEPm	AC	%	DEPd	AC	%	DEP	%
										95519	BELVISTA 38-A542 PIMENTA	2003	38	CCG	2	172	82	-0,5	68,0	-0,21
IA-B009	NELIUS SHAKA 38-8188 (SIDNEY)	1996	38	CCG	2	32	25	0,1	47,0	0,99	53	98,0	-0,65	54	62,0	2,29	62	26,0	0,49	43,0
155526	SANTA ANA 38-9305	2009	38	CCG	3	126	97	0,6	29,0	-0,95	66	2,0	-1,80	42	80,0	2,56	69	24,0	-0,52	60,0
133939	BELVISTA 38-1004 DON JUAN	2007	38	CCG	10	247	164	-1,2	89,0	0,88	67	97,0	-2,40	62	87,0	0,41	77	47,0	-2,20	83,0
151274	SANTA ANA 38-9221 MONEY	2009	38	CCG	8	85	40	-0,4	64,0	-0,25	65	29,0	0,37	43	43,0	0,35	67	48,0	0,55	42,0
159851	SAO BENTO 38-K379	2010	38	CCG	3	245	77	1,9	3,0	1,38	45	99,0	-3,81	50	97,0	7,23	75	2,0	-0,20	54,0
129846	PAMPIANO DO SOSSEGO 38-TE B7020	2007	38	CCG	5	189	98	1,4	8,0	0,23	73	67,0	-2,14	50	85,0	5,51	74	6,0	0,62	41,0
139117	SANTA ANA 38-8211	2008	38	CCG	7	160	104	1,1	14,0	-0,64	72	9,0	3,83	55	3,0	-1,72	74	71,0	2,98	11,0
143119	SANTA TEREZA 38-D1369 MONTREAL	2008	38	CCG	7	74	78	2,4	1,0	1,25	58	99,0	-0,89	45	66,0	9,59	64	0,5	3,90	5,0
IA-B043	RANCHO 316 T/E MAGNO	2007	38	CCG	28	1244	860	2,4	1,0	-0,27	84	27,0	2,41	73	12,0	4,66	88	9,0	4,74	3,0
194602	SANTA TEREZA 38-H2134 MARQUÊS	2012	38	CCG	12	119	56	2,3	1,0	1,97	63	99,0	-3,60	32	96,0	9,98	69	0,5	1,39	29,0
217223	SÃO MIGUEL 38-D237 NACIONAL	2013	38	CCG	3	243	223	0,5	32,0	-0,49	64	15,0	-1,49	43	76,0	1,06	72	39,0	-0,95	66,0
IA-B028	CUYANO HUINCA BENJAMIN D1518 TAITÁ	2001	38	CCG	21	1277	802	-0,4	65,0	-0,34	82	23,0	-4,26	81	98,0	2,54	88	24,0	-2,99	90,0
144709	ITA 38-804 LAFITE	2008	38	CCG	6	144	108	0,8	21,0	0,66	63	91,0	-0,71	53	63,0	2,25	69	27,0	0,41	44,0
IA-B016	CUYANO HUINCA SHAKA 8854 - BENJAMIN	1998	38	CCG	6	149	84	0,0	52,0	-0,37	66	21,0	-7,52	57	99,0	5,56	73	5,0	-4,74	98,0
152867	BELVISTA BELVISTA COMBAT 38-1632 CALYPSO	2009	38	CCG	8	96	65	1,5	7,0	1,14	59	99,0	-2,74	48	90,0	6,15	68	4,0	0,33	46,0
126727	NOVA AURORA ANJO DA GUARDA 38-7672	2007	38	CCG	2	93	73	0,0	52,0	0,54	42	87,0	-3,85	51	97,0	5,40	65	6,0	-1,15	69,0
IA-B040	CUYANO HUINCA SHAKA D1450 KACHAPÉ	2000	38	CCG	20	281	284	0,4	34,0	0,67	70	92,0	-3,09	61	93,0	4,55	77	10,0	-0,81	64,0
287364	CAMILA 38-R22 RUMO	2015	38	CCG	18	219	147	-0,6	71,0	0,44	75	81,0	-1,90	20	82,0	-1,31	72	67,0	-2,56	86,0
310521	CAMILA 38-S65 SENHOR	2016	38	CCG	20	231	99	0,6	26,0	0,73	75	93,0	0,24	16	45,0	-1,41	75	68,0	-0,47	59,0
311633	MAE RAINHA 38-TE569 MAESTRO	2016	38	CCG	15	455	317	2,5	1,0	0,14	77	61,0	1,52	33	23,0	6,07	78	4,0	4,55	3,0
IA-B019	MARCAJO A867 CORCHITO	1996	38	CCG	8	301	182	-2,5	99,0	0,07	65	54,0	-6,93	70	99,0	-0,64	79	59,0	-7,25	99,0
91427	CIMARRON 38-G383 BUMBO	2002	38	CCG	2	158	93	-0,3	61,0	0,17	67	63,0	-2,28	68	86,0	-0,27	71	55,0	-2,41	85,0
IA-B045	RANCHO 906 T/E X-BULL	2012	38	CCG	44	1289	983	-0,6	71,0	-0,54	85	12,0	-4,99	72	99,0	1,39	87	36,0	-4,30	97,0
102687	SANTA ANA 38-6315	2006	38	CCG	3	104	63	0,2	43,0	1,01	67	98,0	3,22	42	6,0	0,90	68	41,0	3,67	7,0
126714	SAO LUIZ 38-7102 TORRESMO DA PEDRO SURREAUX	2007	38	CCG	12	290	214	2,1	2,0	0,25	78	69,0	4,90	50	1,0	2,72	79	22,0	6,26	0,5
262493	SANTA HELENA 38-TE1044 PUNTO FINAL	2014	38	CCG	13	162	117	-0,9	82,0	0,09	65	57,0	-0,84	29	65,0	-2,18	70	76,0	-1,93	80,0
IA-B015	CHADWICK DOWNS DOS EQUIS	2001	38	CCG	12	130	60	-0,7	74,0	0,05	60	53,0	-3,34	70	94,0	0,90	70	41,0	-2,89	89,0
154401	CARCAVIO 38-1146	2009	38	CCG	2	262	162	1,0	16,0	-0,10	39	40,0	-4,26	50	98,0	7,21	76	2,0	-0,66	62,0
84795	BELVISTA 38-5804 (PAYSANO)	2002	38	CCG	32	1327	785	0,5	30,0	-0,48	87	15,0	-0,49	83	59,0	2,09	89	28,0	0,55	42,0
101292	CHAPADA 38-852670 (FORMULA 1)	2004	38	CCG	5	144	87	0,1	45,0	0,95	68	98,0	-0,12	50	52,0	2,54	72	24,0	1,14	33,0

Peso ao Sobreano			Ganho Pós-Desmama			Perímetro Escrotal ao Sobreano			Musculatura			Estatura			Estrutura Corporal			Umbigo / Prepúcio			Pigmentação Ocular			Racial					
DEP	AC	%	DEP	AC	%	DEP	AC	%	DEP	AC	%	DEP	AC	%	DEP	AC	%	DEP	AC	%	DEP	AC	%	DEP	AC	%	DEP	AC	%
-7,10	70	92,0	-1,47	59	72,0	-0,11	39	67,0	0,06	69	35,0	-0,09	71	78,0	0,09	69	22,0	-0,02	71	40,0	0,02	65	44,0	0,17	66	0,1			
0,53	62	48,0	-2,21	57	80,0	0,32	52	14,0	0,13	62	16,0	0,10	63	21,0	0,14	59	11,0	-0,07	63	19,0	0,02	59	44,0	0,13	60	1,0			
2,94	69	30,0	0,82	60	40,0	0,62	54	2,0	0,22	69	5,0	0,06	70	32,0	0,21	68	3,0	0,03	70	62,0	0,12	64	13,0	0,13	65	1,0			
-4,24	77	81,0	-5,16	68	97,0	-0,09	64	64,0	-0,06	76	71,0	0,07	77	30,0	-0,03	74	63,0	0,01	77	55,0	-0,10	73	84,0	0,12	74	1,0			
-3,57	64	77,0	-4,62	52	95,0	-0,03	48	56,0	0,16	63	12,0	-0,04	64	63,0	0,08	63	24,0	0,05	64	74,0	0,22	60	2,0	0,12	61	1,0			
13,81	69	0,5	7,84	55	0,5	0,75	55	0,5	0,36	67	0,5	0,06	68	33,0	0,17	67	7,0	0,17	69	98,0	0,07	66	26,0	0,12	67	1,0			
14,10	71	0,5	10,05	60	0,1	-0,39	55	92,0	0,34	70	0,5	0,27	72	2,0	0,24	70	1,0	0,09	72	86,0	0,13	68	11,0	0,11	69	2,0			
-0,62	72	57,0	2,19	63	23,0	0,98	55	0,1	0,01	72	48,0	0,00	73	50,0	0,00	71	51,0	0,02	73	59,0	0,14	68	8,0	0,11	69	2,0			
16,76	65	0,1	7,66	57	0,5	0,79	53	0,5	0,30	64	1,0	0,26	66	2,0	-0,02	54	60,0	0,08	66	83,0	-0,02	60	56,0	0,11	61	2,0			
10,59	87	2,0	6,41	82	1,0	0,83	79	0,5	0,24	86	3,0	-0,05	87	66,0	0,30	86	0,5	0,37	87	99,0	0,04	85	36,0	0,11	85	2,0			
17,67	66	0,1	9,60	53	0,1	0,50	50	4,0	0,41	65	0,1	0,17	66	9,0	0,11	62	16,0	0,05	67	72,0	0,29	62	0,5	0,10	63	3,0			
6,42	73	12,0	5,22	65	3,0	-0,57	54	98,0	0,21	73	5,0	0,04	74	39,0	0,23	72	2,0	0,24	74	99,0	0,05	69	31,0	0,10	69	3,0			
2,44	87	34,0	-0,35	82	57,0	0,07	77	42,0	0,10	87	23,0	0,08	88	27,0	0,12	86	15,0	0,22	88	99,0	-0,05	85	69,0	0,10	86	3,0			
5,13	69	17,0	3,77	60	10,0	0,52	54	4,0	0,13	69	17,0	0,13	70	16,0	0,09	68	23,0	0,00	71	48,0	0,24	65	1,0	0,10	66	3,0			
9,33	72	4,0	3,80	61	9,0	0,31	60	15,0	0,08	71	29,0	0,16	72	10,0	0,16	69	8,0	0,16	72	97,0	0,06	68	28,0	0,10	68	3,0			
12,51	67	1,0	7,63	57	0,5	0,34	56	12,0	0,14	67	15,0	-0,02	68	57,0	0,02	62	45,0	-0,15	68	3,0	0,11	63	15,0	0,10	63	3,0			
2,19	66	36,0	-2,34	57	81,0	0,44	50	7,0	0,08	66	30,0	-0,01	68	56,0	0,17	65	7,0	0,17	68	98,0	-0,01	62	55,0	0,09	62	5,0			
2,72	78	32,0	-1,39	70	71,0	0,84	68	0,5	0,20	77	6,0	0,07	79	30,0	0,19	77	4,0	0,11	79	92,0	-0,03	74	63,0	0,09	75	6,0			
-0,58	71	57,0	0,78	60	41,0	-0,18	48	75,0	-0,04	70	63,0	0,00	72	50,0	0,02	70	45,0	0,07	70	82,0	0,03	66	39,0	0,09	67	5,0			
1,73	70	39,0	4,87	56	5,0	0,21	51	24,0	0,15	68	13,0	-0,01	70	54,0	0,06	68	32,0	-0,02	70	39,0	0,13	66	10,0	0,09	67	4,0			
11,03	76	2,0	6,48	67	1,0	0,84	63	0,5	0,35	75	0,5	-0,06	77	71,0	0,27	75	1,0	0,12	77	94,0	0,04	72	34,0	0,09	73	5,0			
-7,56	78	94,0	-6,96	70	99,0	-0,36	58	90,0	0,06	77	33,0	-0,22	79	96,0	-0,01	77	57,0	-0,03	79	33,0	-0,16	75	94,0	0,09	76	4,0			
2,34	71	35,0	2,90	64	16,0	-0,36	59	91,0	0,01	75	49,0	0,01	76	47,0	-0,05	69	71,0	0,04	72	67,0	0,08	67	22,0	0,09	73	5,0			
-0,19	87	54,0	-1,35	82	70,0	0,33	79	13,0	0,22	87	4,0	-0,12	88	84,0	0,16	86	8,0	0,03	88	62,0	-0,02	85	58,0	0,08	85	6,0			
-2,15	66	68,0	-2,54	54	83,0	0,17	40	29,0	-0,01	65	57,0	0,10	67	22,0	-0,08	64	78,0	-0,04	66	29,0	-0,14	60	91,0	0,08	62	6,0			
8,61	78	5,0	6,19	70	2,0	0,53	65	3,0	0,20	77	7,0	0,18	78	7,0	0,08	77	25,0	0,07	79	80,0	0,02	74	42,0	0,08	75	8,0			
-5,24	70	86,0	-2,56	60	83,0	-0,30	56	86,0	0,03	69	42,0	-0,03	71	60,0	-0,06	69	73,0	0,00	71	49,0	-0,04	65	67,0	0,08	66	6,0			
0,80	70	46,0	-0,55	64	60,0	0,06	55	44,0	-0,07	73	73,0	-0,05	74	67,0	-0,01	70	56,0	0,00	74	51,0	0,04	70	35,0	0,08	71	6,0			
9,85	74	3,0	2,12	64	24,0	0,39	61	9,0	0,30	73	1,0	0,02	74	44,0	0,31	73	0,5	0,25	75	99,0	0,00	70	51,0	0,08	70	8,0			
3,43	88	27,0	0,98	84	38,0	0,51	81	4,0	0,09	88	27,0	0,09	89	24,0	0,09	87	23,0	0,03	88	61,0	-0,07	86	75,0	0,08	87	6,0			
0,92	70	45,0	-1,30	60	69,0	0,36	48	11,0	0,02	69	45,0	0,13	70	16,0	-0,03	66	63,0	0,08	71	83,0	0,28	66	0,5	0,08	66	7,0			

BRAFORD TOUROS PAIS LÍDERES ORDENANDOS PELA DEP RACIAL - TOP 30%

Reg	Nome	Nasc.	Grau de Sangue	Livro	Rebanhos	Filhos Desmama	Filhos Sobreano	IQG	%	Peso ao Nascer			Peso à Desmama Materno			Peso à Desmama Direto			Total Materno	
										DEP	AC	%	DEPm	AC	%	DEPd	AC	%	DEP	%
										110340	PITANGUEIRA 38-F669 VINTAGE	2006	38	CCG	6	77	32	0,8	22,0	0,12
269781	BELVISTA 38-4216 MUTANTE	2015	38	CCG	3	198	90	0,4	34,0	1,24	61	99,0	-2,93	26	92,0	1,98	69	29,0	-1,95	80,0
144908	SANTA ANA 38-8221	2008	38	CCG	2	124	107	0,4	33,0	-0,89	70	3,0	3,65	50	4,0	2,45	70	25,0	4,87	2,0
IA-B017	MARCAJO A1575 AIMAR	1999	38	CCG	8	204	88	-0,7	76,0	0,95	54	98,0	-3,19	69	94,0	0,25	75	49,0	-3,06	90,0
IA-B018	NEW CORRY - MARCAJO A1931	2000	38	CCG	9	118	65	-1,0	83,0	0,40	57	79,0	-4,26	64	98,0	1,81	69	31,0	-3,36	92,0
169595	SAO BENTO 38-K182	2010	38	CCG	2	177	119	0,1	44,0	0,52	38	86,0	-3,75	42	96,0	1,90	70	30,0	-2,80	88,0
201716	SAO LUIZ 38-C361 DA PEDRO SURREAUX CINAMOMO	2011	38	CCG	8	164	60	1,8	4,0	0,58	69	88,0	7,61	45	0,1	0,38	71	47,0	7,80	0,1
198949	PITANGUEIRA 38-LI40 CAPATAZ	2012	38	CCG	16	107	50	0,3	37,0	0,44	77	81,0	-1,13	39	70,0	5,50	65	6,0	1,62	26,0
110128	BELVISTA 38-A7050	2004	38	CCG	2	209	170	-0,8	79,0	0,18		63,0	-2,88	64	92,0	-1,28	75	67,0	-3,52	93,0
IA-B057	GUASUNCHOS 3125 BULON EXPERTO	2012	38	CCG	38	1091	722	3,1	0,1	0,79	82	95,0	0,86	21	34,0	6,55	85	3,0	4,14	4,0
36500	PAMPIANO 38-3666 (SEPE)	1996	38	CCG	16	778	489	-0,1	55,0	0,51	80	85,0	-4,02	83	97,0	4,55	85	10,0	-1,74	78,0
68245	PAMPIANO 38-A160 (MARAGATO)	1998	38	CCG	4	58	34	-0,8	79,0	-0,75	66	5,0	-2,37	68	87,0	1,55	64	34,0	-1,59	76,0
149410	PITANGUEIRA 38-I408 (DON PEDRITO)	2009	38	CCG	8	130	100	-1,0	83,0	-0,28	69	27,0	-2,88	49	91,0	0,98	70	40,0	-2,38	85,0
159695	CARCAVIO 38-1435 RAULITO	2010	38	CCG	28	614	409	2,1	2,0	0,56	77	87,0	-1,09	72	70,0	6,36	84	3,0	2,09	20,0
103123	BELVISTA 38-7210 SHOW	2004	38	CCG	16	225	137	-1,1	86,0	-0,14	71	37,0	1,23	69	28,0	-7,72	76	99,0	-2,63	87,0
119106	SAO LUCAS 38-2405 VAQUEANO	2006	38	CCG	15	459	266	-0,1	55,0	-0,90	74	3,0	3,99	63	3,0	-5,00	77	94,0	1,49	28,0
271719	PAMPIANO DO SOSSEGO 38-TEK008 MANO LIMA	2015	38	CCG	7	292	190	1,5	7,0	0,79	74	95,0	3,99	27	3,0	2,65	76	23,0	5,32	1,0
IA-B032	CHADWICK DOWNS A104 -3/8 KAKADU	2005	38	CCG	14	116	82	-1,2	89,0	1,20	61	99,0	-1,81	54	81,0	-3,15	70	84,0	-3,39	93,0
62741	BELVISTA 38-4278	1999	38	CCG	2	144	104	0,0	50,0	0,45	44	82,0	2,34	67	13,0	-3,04	74	83,0	0,82	38,0
158034	MAE RAINHA 38-3815 TREVO	2009	38	CCG	16	261	198	1,3	10,0	0,60	75	89,0	-2,63	57	90,0	5,77	77	5,0	0,25	47,0
90750	BELVISTA 38-5922 (PAJERO)	2002	38	CCG	3	100	73	0,5	31,0	0,24	51	69,0	-1,89	65	82,0	4,31	67	11,0	0,26	47,0
191020	BELVISTA 38-2922 APOGEU	2012	38	CCG	30	719	418	0,7	25,0	0,69	76	92,0	-0,01	59	50,0	1,89	85	30,0	0,93	36,0
217601	PAMPIANO DO SOSSEGO 38-FIV023 CORINGA	2013	38	CCG	17	663	376	0,7	24,0	0,58	79	88,0	-0,46	55	59,0	3,12	84	19,0	1,10	33,0
251486	SAO BENTO 38-Q134 SULINO	2014	38	CCG	11	152	116	2,2	1,0	-0,26	69	28,0	2,79	33	9,0	2,97	72	20,0	4,28	4,0
58734	PAMPIANO 38-A198 (CASA NOVA)	1998	38	CCG	21	468	276	0,1	44,0	0,24	79	68,0	5,00	77	1,0	-0,31	82	56,0	4,84	2,0
149420	PITANGUEIRA 38-I214 (BITREM)	2009	38	CCG	21	1251	892	0,6	27,0	0,73	75	93,0	3,29	72	6,0	2,35	83	26,0	4,46	3,0
271090	SANTA PRENDA 38-S064 SELETO	2015	38	CCG	2	294	235	-0,7	77,0	0,33	60	75,0	-4,18	36	98,0	2,70	73	22,0	-2,83	89,0
135537	SANTA PRENDA 38-I027 VERMELHO 27	2007	38	CCG	11	1201	924	-1,2	88,0	-0,27	79	28,0	-5,18	73	99,0	1,29	82	37,0	-4,53	97,0
138522	NOVA AURORA ANJO DA GUARDA 38-9744	2009	38	CCG	2	95	57	1,1	13,0	0,34	60	75,0	-4,87	44	99,0	8,01	66	1,0	-0,87	65,0
81802	PAMPIANO DO SOSSEGO 38-2069	2002	38	PS	3	699	351	-0,4	67,0	-0,05	83	45,0	3,20	70	6,0	-5,00	84	94,0	0,71	39,0
90741	BELVISTA 38-5784 (MILIONARIO)	2002	38	CCG	12	155	87	-0,1	56,0	0,77	62	94,0	-1,77	59	80,0	2,80	72	22,0	-0,37	57,0

Peso ao Sobreano			Ganho Pós-Desmama			Perímetro Escrotal ao Sobreano			Musculatura			Estatura			Estrutura Corporal			Umbigo / Prepúcio			Pigmentação Ocular			Racial					
DEP	AC	%	DEP	AC	%	DEP	AC	%	DEP	AC	%	DEP	AC	%	DEP	AC	%	DEP	AC	%	DEP	AC	%	DEP	AC	%	DEP	AC	%
9,41	63	4,0	0,41	52	46,0	0,06	44	43,0	0,16	64	12,0	0,10	65	22,0	0,04	64	38,0	-0,04	65	31,0	-0,11	61	85,0	0,07	61	9,0			
4,28	66	22,0	4,65	54	5,0	1,16	45	0,1	-0,12	65	85,0	-0,15	67	89,0	-0,12	65	88,0	-0,04	67	29,0	0,06	62	28,0	0,07	63	9,0			
2,12	71	36,0	-0,42	62	58,0	-0,98	61	99,0	0,16	71	11,0	0,10	73	23,0	0,13	71	12,0	-0,27	73	0,1	-0,03	67	63,0	0,07	68	10,0			
-1,12	74	61,0	-0,47	65	58,0	-0,01	53	53,0	0,00	74	52,0	-0,04	75	65,0	-0,08	73	79,0	0,05	75	72,0	-0,08	72	78,0	0,07	72	9,0			
0,06	69	52,0	-0,94	61	65,0	-0,12	53	68,0	-0,04	70	64,0	-0,16	72	91,0	0,01	70	50,0	-0,10	71	10,0	-0,07	68	75,0	0,07	68	11,0			
5,17	69	17,0	4,25	59	7,0	-0,27	49	84,0	0,17	68	11,0	0,01	70	47,0	0,13	68	12,0	0,18	70	99,0	0,03	64	37,0	0,07	65	9,0			
4,03	66	24,0	4,05	52	8,0	0,08	47	41,0	0,14	65	15,0	0,16	67	11,0	0,23	65	2,0	0,03	67	61,0	0,06	64	28,0	0,07	64	8,0			
6,50	62	12,0	0,15	50	50,0	-0,04	47	57,0	-0,06	62	69,0	-0,07	64	71,0	0,00	61	52,0	0,01	63	55,0	-0,12	59	87,0	0,07	60	8,0			
-2,42	74	70,0	-1,10	67	67,0	0,00	63	51,0	0,09	74	27,0	-0,09	76	78,0	0,06	74	30,0	0,13	76	94,0	-0,12	71	88,0	0,06	72	12,0			
14,82	83	0,5	8,53	76	0,5	1,36	73	0,1	0,42	82	0,1	-0,02	83	57,0	0,39	82	0,1	0,08	83	83,0	0,06	80	30,0	0,06	81	12,0			
5,62	85	15,0	1,62	82	30,0	-0,42	76	93,0	0,09	86	26,0	0,06	87	31,0	0,02	85	44,0	0,03	86	64,0	0,04	84	35,0	0,06	85	15,0			
-1,43	66	63,0	-1,73	65	75,0	-0,59	61	98,0	0,03	75	43,0	0,04	76	38,0	0,01	67	47,0	-0,01	70	44,0	0,04	66	34,0	0,06	73	14,0			
-2,44	70	70,0	-2,71	60	84,0	-0,01	54	53,0	-0,10	69	81,0	0,04	71	39,0	-0,11	69	86,0	0,04	71	68,0	0,09	65	21,0	0,06	66	15,0			
15,54	84	0,5	9,71	78	0,1	0,55	72	3,0	0,20	83	6,0	0,15	84	12,0	0,11	82	18,0	0,05	84	74,0	-0,04	81	66,0	0,06	82	14,0			
-8,57	76	96,0	-0,47	68	58,0	-0,48	60	96,0	0,05	76	38,0	0,01	78	48,0	0,00	76	54,0	-0,03	78	34,0	-0,04	74	67,0	0,06	74	15,0			
-3,69	76	78,0	2,22	66	23,0	-0,26	57	83,0	-0,10	75	79,0	0,07	76	29,0	-0,04	74	65,0	-0,10	76	10,0	-0,07	72	76,0	0,05	73	17,0			
2,88	75	31,0	1,04	65	37,0	0,70	57	1,0	0,13	74	17,0	-0,01	75	55,0	0,19	73	4,0	0,19	73	99,0	0,07	70	27,0	0,05	71	19,0			
-5,42	70	87,0	-1,52	60	72,0	0,06	56	44,0	-0,09	69	78,0	-0,14	71	88,0	-0,04	66	65,0	0,02	71	60,0	-0,02	65	59,0	0,05	66	18,0			
-5,16	75	85,0	-1,91	69	77,0	0,56	64	3,0	0,05	76	36,0	-0,04	77	63,0	0,03	75	42,0	0,12	77	92,0	0,01	73	47,0	0,05	73	16,0			
9,84	76	3,0	4,54	68	6,0	0,81	62	0,5	0,18	76	9,0	0,08	77	27,0	0,15	75	9,0	0,11	77	91,0	-0,04	73	65,0	0,05	73	19,0			
6,21	68	13,0	2,48	63	20,0	0,19	57	26,0	0,00	71	51,0	0,06	72	31,0	0,01	71	49,0	-0,03	72	32,0	0,00	68	50,0	0,05	69	17,0			
1,95	83	38,0	0,57	76	44,0	0,85	72	0,5	0,08	82	29,0	0,04	83	37,0	0,09	82	21,0	-0,07	83	16,0	0,15	80	8,0	0,05	81	20,0			
4,10	81	23,0	1,03	73	37,0	0,27	67	18,0	0,14	80	15,0	0,00	82	50,0	0,18	77	5,0	0,07	82	80,0	-0,04	79	64,0	0,04	79	26,0			
10,13	71	3,0	7,77	61	0,5	0,66	54	1,0	0,13	70	18,0	-0,01	72	54,0	0,17	70	7,0	0,09	72	87,0	-0,11	66	86,0	0,04	67	26,0			
-2,96	82	74,0	-3,09	76	87,0	0,02	71	49,0	-0,10	82	79,0	0,07	83	28,0	-0,03	81	64,0	-0,11	83	8,0	-0,15	80	92,0	0,04	80	22,0			
0,59	82	48,0	-1,46	76	71,0	0,17	72	28,0	-0,01	82	56,0	0,02	83	44,0	0,03	79	42,0	0,03	82	64,0	0,10	79	17,0	0,04	80	24,0			
-0,89	73	59,0	-3,22	63	88,0	-0,14	54	71,0	0,16	72	12,0	-0,05	73	66,0	0,04	71	39,0	0,07	74	82,0	-0,04	68	65,0	0,03	68	28,0			
-0,34	81	55,0	-1,28	76	69,0	-0,59	68	98,0	0,07	81	32,0	-0,04	82	64,0	0,09	81	23,0	-0,03	82	35,0	-0,18	79	96,0	0,03	79	28,0			
12,54	65	1,0	4,90	54	4,0	0,74	42	0,5	0,33	64	1,0	0,33	66	0,5	0,48	64	0,1	0,17	66	98,0	-0,04	61	66,0	0,03	61	28,0			
-8,11	81	95,0	-2,43	73	82,0	0,03	63	48,0	0,10	80	23,0	-0,09	81	78,0	0,11	79	18,0	0,08	81	85,0	0,17	78	5,0	0,03	79	27,0			
-4,17	71	81,0	-7,49	60	99,0	1,33	56	0,1	0,21	70	5,0	0,12	71	17,0	0,27	70	1,0	-0,07	72	18,0	0,01	67	45,0	0,03	68	27,0			





MATRIZES DESTAQUE – TOP 5%



O emprego cada vez mais frequente de biotécnicas reprodutivas como a Transferência de Embriões (TE), a Fertilização in Vitro (FIV) e, principalmente, a Inseminação Artificial (IA) facilita o acesso à genética superior por parte dos criatórios, e a sua disseminação em maior escala. A utilização de animais avaliados e aprovados proporciona progresso genético ao longo dos anos, em características de interesse econômico como ganho de peso, ganho pós desmama, peso de carcaça, entre outras.

Neste cenário aumenta a contribuição das fêmeas de destacado valor no ganho genético dos rebanhos. As biotécnicas, como TE e FIV possibilitam que, uma fêmea superior tenha um maior número de filhos ao longo de sua vida.

Com o objetivo de auxiliar na escolha destas Matrizes Melhoradoras, apresentamos a lista de fêmeas TOP 5%, onde estão relacionadas vacas com no mínimo 5 filhos avaliados a desmama, e que estejam classificadas entre as 5% melhores dentro da população. Ou seja, com percentil do IQG igual ou superior a 5%.

HEREFORD MATRIZES DESTAQUE - TOP 5%

Reg	Nome	Nasc.	Livro	Rebanhos	Filhos Desmama	Pai	IQG	%	Peso ao Nascer			Peso à Desmama Materno			Peso à Desmama Direto			Total Materno	
									DEP	AC	%	DEPm	AC	%	DEPd	AC	%	DEP	%
181722	TAMANCA HI71	2011	PC	1	5	RECLUTA KI70	5,5	0,1	1,47	30	99,0	12,06	28	0,1	8,12	28	1,0	16,12	0,1
192783	SJ I223	2012	PC	1	5	SJ E010	3,2	0,1	1,45	29	99,0	7,84	27	0,1	6,59	28	3,0	11,14	0,1
178400	TAMANCA H205	2011	PC	1	6	RECLUTA KI70	3,0	0,5	0,41	30	80,0	7,43	29	0,1	4,29	28	11,0	9,57	0,1
196510	TAMANCA J269	2013	PC	1	5	RECLUTA KI70	3,0	0,5	0,53	30	86,0	8,05	28	0,1	3,82	28	14,0	9,96	0,1
195577	SJ J097	2013	PC	1	6	SJ E010	2,9	0,5	0,24	26	68,0	8,88	29	0,1	4,87	30	8,0	11,32	0,1
193729	TAMANCA I059	2012	PC	1	6	SATUR FORC BOOMER-3697	2,9	0,5	1,13	30	99,0	7,66	26	0,1	7,34	29	2,0	11,33	0,1
158685	DO BOLSO EI34	2005	PC	1	5	DO BOLSO A50	2,8	0,5	0,19	23	64,0	5,12	24	1,0	3,05	20	19,0	6,64	0,5
197167	TAMANCA H214	2011	PC	1	7	RECLUTA KI70	2,8	0,5	0,80	31	95,0	8,81	30	0,1	1,01	29	40,0	9,31	0,1
225239	SÃO FERNANDO BEAUTY C8452	2004	PO	1	5	SÃO FERNANDO BASIC 7445	2,7	0,5	0,00	22	49,0	4,34	28	2,0	5,96	23	4,0	7,32	0,5
238484	TAMANCA J285	2013	PC	1	5	TAMANCA H020	2,7	0,5	0,43	28	81,0	6,93	24	0,1	3,10	27	19,0	8,47	0,1
197164	TAMANCA HI33	2011	PC	2	5	RECLUTA KI70	2,7	0,5	0,71	30	93,0	9,23	28	0,1	4,23	28	11,0	11,35	0,1
176603	RECLUTA L253	2009	PC	1	5	RECLUTA G071	2,6	0,5	0,06	18	53,0	-1,00	22	68,0	7,47	24	1,0	2,73	13,0
174654	FAZENDA NEUZA 1954	2009	PC	1	6	SÃO MARCOS A.3594	2,5	1,0	0,63	17	90,0	4,68	22	1,0	4,67	13	9,0	7,01	0,5
238261	DO BOLSO J238	2010	PC	1	5	WLB GLOBAL 72M-50S	2,4	1,0	0,17	25	63,0	6,01	26	0,5	1,91	23	30,0	6,97	0,5
233518	IRAPUÁ 99 CHANTILY MP1719	2008	PO	1	6	MAUÁ BASIC DO PONTAL 1719	2,4	1,0	0,65	30	91,0	7,36	22	0,1	2,03	23	29,0	8,38	0,1
181718	TAMANCA HI21	2011	PC	1	6	RECLUTA KI70	2,4	1,0	0,12	31	59,0	6,57	30	0,1	4,55	29	10,0	8,85	0,1
184230	DO BOLSO JI50	2010	PC	1	5	WLB GLOBAL 72M-50S	2,3	1,0	0,52	31	86,0	3,12	27	7,0	5,12	28	7,0	5,68	1,0
243128	TAMANCA RECORD J03ITE	2013	PO	1	5	SATUR FORC BOOMER-3697	2,3	1,0	0,50	32	85,0	3,52	28	5,0	12,37	33	0,1	9,71	0,1
239439	DOM VITOR RECORD 58	2011	PO	1	5	SATUR FORC BOOMER-3697	2,3	1,0	0,24	21	69,0	3,28	25	6,0	7,34	22	2,0	6,95	0,5
171467	DOM VITOR 238	2009	PC	1	7	ALABAMA 8350	2,2	1,0	0,47	29	83,0	2,16	28	15,0	4,05	27	12,0	4,18	4,0
185402	SANTA MARIA 734097	2009	PC	1	5	RMSM18P08	2,2	1,0	1,41	21	99,0	2,02	24	17,0	11,33	26	0,1	7,68	0,1
182281	SJ I043	2012	PC	1	5	SJ E010	2,2	1,0	0,16	25	62,0	5,51	28	0,5	5,03	29	7,0	8,03	0,1
173592	TAMANCA E213	2009	PC	1	8	CABECEIRA D705	2,1	2,0	0,74	26	94,0	1,27	25	27,0	6,93	25	2,0	4,74	3,0
238486	TAMANCA J297	2013	PC	1	5	RECLUTA KI70	2,1	2,0	-0,10	31	41,0	5,96	26	0,5	1,96	30	30,0	6,94	0,5
195473	SJ J005	2013	PC	1	5	SJ E010	2,1	2,0	0,01	29	49,0	4,58	30	1,0	3,35	34	17,0	6,25	0,5
168619	SANTA MARIA 476797	2008	PC	1	6	RMAG3726/08	2,0	2,0	0,89	28	97,0	3,68	24	4,0	3,23	26	18,0	5,30	1,0
195569	SJ J179	2013	PC	1	5	SJ E010	2,0	2,0	-0,06	32	44,0	5,93	30	0,5	2,41	35	25,0	7,14	0,5
239010	MÃE RAINHA 14 BOOMER	2011	PO	2	7	FORC 29 F BOOMER 18L	2,0	2,0	-0,06	26	44,0	3,68	29	4,0	3,96	23	13,0	5,66	1,0
183959	TAMANCA I184	2012	PC	1	7	RECLUTA KI70	2,0	3,0	0,03	32	51,0	6,14	30	0,5	2,66	30	23,0	7,47	0,5
181717	TAMANCA HI16	2011	PC	1	5	RECLUTA KI70	1,9	3,0	0,61	31	89,0	7,93	30	0,1	0,04	30	51,0	7,95	0,1

Peso ao Sobreano			Ganho Pós-Desmama			Perímetro Escrotal ao Sobreano			Musculatura			Estatura			Estrutura Corporal			Umbigo / Prepúcio			Pigmentação Ocular			Propriedade
DEP	AC	%	DEP	AC	%	DEP	AC	%	DEP	AC	%	DEP	AC	%	DEP	AC	%	DEP	AC	%	DEP	AC	%	
21,32	31	0,1	15,10	31	0,1	0,69	22	1,0	0,57	38	0,1	0,28	41	1,0	0,11		16,0	-0,01		42,0	0,00	16	52,0	ESTÂNCIA TAMANCA
13,74	30	0,5	8,37	29	0,5	0,94	18	0,1	0,01	36	48,0	0,29	38	1,0	0,10	37	20,0	0,03	39	62,0	0,10	30	17,0	FAZENDA SÃO JORGE
11,48	31	2,0	8,24	31	0,5	0,33	19	13,0	0,41	39	0,1	0,29	41	1,0	0,09	15	21,0	-0,01		42,0	0,02	14	44,0	ESTÂNCIA TAMANCA
8,71	31	5,0	5,08	32	4,0	0,39	27	9,0	0,44	39	0,1	0,09	41	24,0	0,15		10,0	-0,01		41,0	-0,07	18	74,0	ESTÂNCIA TAMANCA
10,29	32	3,0	6,39	30	1,0	0,72	23	1,0	0,06	37	33,0	0,21	39	5,0	0,14	39	11,0	0,01	40	52,0	-0,20	32	97,0	FAZENDA SÃO JORGE
13,61	32	1,0	7,26	32	1,0	0,40	25	8,0	0,21	40	5,0	0,47	42	0,1	-0,02		59,0	0,00		48,0	-0,19	12	97,0	ESTÂNCIA TAMANCA
10,05	21	3,0	8,56	19	0,5	1,17	21	0,1	0,13	23	16,0	0,09	25	25,0	0,08	26	23,0	-0,06	25	20,0	0,00	21	49,0	ESTÂNCIA DO BOLSO
6,57	33	11,0	6,07	34	2,0	-0,17	27	74,0	0,51	42	0,1	0,04	44	37,0	0,12		14,0	-0,01	9	42,0	-0,05	19	69,0	ESTÂNCIA TAMANCA
12,48	26	1,0	7,83	28	0,5	0,60	21	2,0	0,47	38	0,1	0,47	40	0,1	0,45	39	0,1	-0,07	42	17,0	-0,47	35	99,0	CABANHA SÃO FERNANDO
10,60	30	2,0	9,01	30	0,1	0,32	22	14,0	0,23	38	4,0	0,27	40	2,0	-0,01		54,0	-0,03		35,0	-0,32	14	99,0	ESTÂNCIA TAMANCA
8,77	31	5,0	3,66	31	10,0	0,25	24	20,0	0,34	38	0,5	0,32	40	0,5	0,13		13,0	-0,01		42,0	0,10	17	18,0	ESTÂNCIA TAMANCA
16,52	27	0,1	11,98	27	0,1	0,27	22	18,0	0,39	36	0,5	0,08	39	28,0	0,20	37	4,0	-0,02	40	40,0	-0,01	28	55,0	RECLUTA
7,73	17	8,0	3,16	20	14,0	0,13	17	33,0	0,58	28	0,1	0,01	29	48,0	0,07	8	28,0	-0,01		41,0	-0,07	10	76,0	CABANHA DOM VITOR
8,07	23	7,0	7,15	21	1,0	0,85	22	0,5	0,09	26	26,0	0,08	27	26,0	0,09	28	22,0	0,07	28	82,0	-0,02	23	59,0	ESTÂNCIA DO BOLSO
6,95	22	10,0	5,24	19	3,0	0,59	17	2,0	0,17	22	11,0	0,13	23	15,0	0,10	24	20,0	0,14	22	96,0	-0,29	21	99,0	FAZENDA IRAPUÃ
9,14	32	4,0	4,86	32	5,0	0,17	26	29,0	0,36	40	0,5	0,29	42	1,0	0,13		13,0	-0,03		36,0	0,01	15	48,0	ESTÂNCIA TAMANCA
10,81	26	2,0	5,49	20	3,0	1,09	19	0,1	0,18	28	9,0	0,19	29	7,0	0,13	31	13,0	0,07	30	81,0	0,10	27	16,0	ESTÂNCIA DO BOLSO
18,08	33	0,1	5,45	31	3,0	0,24	28	21,0	-0,05	34	67,0	0,44	36	0,1	0,08		26,0	-0,04		28,0	0,01	23	47,0	ESTÂNCIA TAMANCA
15,83	24	0,5	9,88	24	0,1	0,33	23	13,0	-0,05	28	66,0	0,35	30	0,5	0,00		53,0	-0,02		37,0	-0,14	12	91,0	CABANHA DOM VITOR
7,04	30	10,0	5,06	30	4,0	0,58	23	2,0	0,48	38	0,1	-0,02	41	57,0	-0,02		59,0	-0,04		30,0	-0,16		94,0	CABANHA DOM VITOR
14,47	27	0,5	3,96	23	9,0	0,57	15	3,0	0,13	32	17,0	0,31	34	1,0	0,28	34	1,0	-0,02	35	38,0	0,14	27	9,0	SANTA MARIA
8,71	31	5,0	4,71	29	5,0	0,31	20	15,0	0,08	36	28,0	0,06	38	34,0	0,07	37	27,0	-0,03	39	34,0	0,15	30	8,0	FAZENDA SÃO JORGE
9,54	29	4,0	4,11	29	8,0	0,86	24	0,5	0,29	40	1,0	0,11	43	19,0	-0,04		67,0	0,01		55,0	-0,19	8	97,0	ESTÂNCIA TAMANCA
5,42	33	16,0	4,06	32	8,0	0,18	22	28,0	0,33	39	1,0	0,06	41	34,0	0,11		17,0	-0,01		46,0	-0,16	17	94,0	ESTÂNCIA TAMANCA
8,94	35	5,0	6,34	33	1,0	0,42	22	8,0	0,05	39	38,0	0,05	41	36,0	0,03	40	40,0	-0,01	42	42,0	0,02	34	43,0	FAZENDA SÃO JORGE
8,35	28	6,0	5,96	26	2,0	0,68	17	1,0	0,20	34	7,0	0,20	36	6,0	0,25	36	1,0	-0,02	38	37,0	0,12	28	13,0	SANTA MARIA
7,56	36	8,0	5,08	33	4,0	0,55	24	3,0	0,07	39	32,0	0,17	41	9,0	0,11	41	17,0	0,00	42	51,0	-0,03	34	61,0	FAZENDA SÃO JORGE
9,08	25	4,0	6,08	26	2,0	-0,11	24	67,0	0,26	31	2,0	0,06	32	32,0	0,11	33	17,0	0,01	33	54,0	-0,16	27	94,0	FAZENDA MÃE RAINHA
7,29	33	9,0	6,19	33	2,0	-0,05	29	59,0	0,11	41	20,0	0,13	43	16,0	0,10		18,0	0,00		50,0	-0,05	18	70,0	ESTÂNCIA TAMANCA
1,26	33	43,0	0,55	33	44,0	0,22		23,0	0,43	39	0,1	0,05	41	37,0	0,11		16,0	0,00		49,0	0,01	16	45,0	ESTÂNCIA TAMANCA

HEREFORD MATRIZES DESTAQUE - TOP 5%

Reg	Nome	Nasc.	Livro	Rebanhos	Filhos Desmama	Pai	IQG	%	Peso ao Nascer			Peso à Desmama Materno			Peso à Desmama Direto			Total Materno	
									DEP	AC	%	DEPm	AC	%	DEPd	AC	%	DEP	%
228559	SÃO FERNANDO MARGARITA 8610	2006	PO	1	5	SÃO FERNANDO HEAVY HITTER 7381	1,9	3,0	0,37	16	77,0	3,28	23	6,0	3,79	15	14,0	5,18	2,0
165512	DO BOLSO H98	2008	PC	1	8	CB BOLSO WEST 819	1,9	3,0	-0,14	26	38,0	1,92	27	18,0	4,73	22	9,0	4,29	4,0
178226	SANTA RITA S478	2011	PC	1	6	CATY D347	1,9	3,0	0,51	23	85,0	5,57	27	0,5	5,51	21	6,0	8,32	0,1
192791	SJ I237	2012	PC	1	7	SJ E010	1,9	3,0	-0,01	27	48,0	4,03	29	3,0	4,75	29	9,0	6,40	0,5
179912	MAE RAINHA 1425	2010	PC	1	6	MAE RAINHA 3409	1,9	3,0	0,15	24	62,0	5,20	23	1,0	-0,43	23	57,0	4,98	2,0
183930	TAMANCA I148	2012	PC	2	5	RECLUTA K170	1,9	3,0	-0,01	30	48,0	6,73	28	0,1	0,78	28	43,0	7,12	0,5
241154	SJ K063	2014	PC	1	6	SJ E010	1,9	3,0	-0,06	29	44,0	6,48	28	0,1	5,68	29	5,0	9,32	0,1
181731	TAMANCA G169	2010	PC	1	5	MAUÁ BIENVENIDO DO PONTAL 1809	1,8	3,0	0,46	29	83,0	-1,79	29	80,0	6,78	27	2,0	1,60	26,0
171466	DOM VITOR 236	2009	PC	1	7	ALABAMA 8350	1,8	3,0	0,15	30	61,0	3,54	29	4,0	3,86	28	14,0	5,47	1,0
195524	SJ J071	2013	PC	1	5	SJ E010	1,8	3,0	0,21	25	66,0	3,66	28	4,0	4,87	30	8,0	6,09	1,0
171218	SANTA MARIA 562573	2008	PC	1	5	RMSM08P07	1,8	3,0	1,07	32	99,0	5,51	27	0,5	1,13	31	39,0	6,07	1,0
236939	DO BOLSO M046	2013	PC	1	5	CRR ABOUT TIME 743	1,8	4,0	0,07	30	54,0	5,86	28	0,5	4,63	29	9,0	8,17	0,1
171463	DOM VITOR 220	2009	PC	1	6	ALABAMA 8350	1,8	4,0	0,85	32	96,0	1,24	32	27,0	4,90	33	8,0	3,69	6,0
184184	TAMANCA I264	2012	PC	1	7	RECLUTA K170	1,7	4,0	-1,49	30	0,1	5,45	29	0,5	3,43	28	17,0	7,17	0,5
159342	CABECEIRA D740	2006	PC	1	9	GUATAMBU T1057 (HH) TOTAL	1,7	4,0	-0,99	26	2,0	4,28	28	2,0	3,60	21	15,0	6,08	1,0
192790	SJ I235	2012	PC	1	5	SJ E010	1,7	4,0	0,10	25	57,0	5,78	28	0,5	3,40	29	17,0	7,48	0,1
172859	SANTA MARIA 774539	2009	PC	1	5	RMAG3726/08	1,7	4,0	0,31	28	73,0	5,74	25	0,5	2,16	26	28,0	6,82	0,5
182259	SJ I051	2012	PC	1	5	RECREIO T867(HH)	1,7	4,0	0,16	25	62,0	2,33	30	13,0	6,86	28	2,0	5,76	1,0
162120	SANTA MARIA 861091	2007	PC	1	5	RM506	1,7	4,0	-0,07	27	43,0	1,15	22	29,0	7,30	25	2,0	4,80	2,0
164825	CABECEIRA E860	2007	PC	1	9	CABECEIRA C600	1,7	4,0	0,05	24	53,0	4,30	28	2,0	2,50	20	24,0	5,54	1,0
179911	MAE RAINHA 1408 BOOMER	2010	PC	1	5	FORC 29 F BOOMER 18L	1,7	5,0	0,10	29	57,0	6,93	28	0,1	1,40	28	36,0	7,63	0,1
238413	TAMANCA H019	2011	PO	1	7	TAMANCA E298	1,7	5,0	1,20	18	99,0	5,00	24	1,0	3,10	16	19,0	6,54	0,5
173570	TAMANCA E044	2009	PC	1	6	FORC 29 F BOOMER 18L	1,7	5,0	0,38	32	78,0	3,79	31	3,0	4,00	31	13,0	5,79	1,0
237991	SJ K015	2014	PC	1	5	SJ E010	1,6	5,0	0,23	29	68,0	6,61	28	0,1	1,26	30	37,0	7,24	0,5
165504	DO BOLSO H42	2008	PC	1	6	FORC 29 F BOOMER 18L	1,6	5,0	-0,12	27	39,0	6,36	30	0,5	1,57	24	34,0	7,15	0,5
172253	BELA VISTA I535	2009	PC	1	5	BELVISTA 1028/05	1,6	5,0	0,67		92,0	6,22	26	0,5	2,42	26	25,0	7,43	0,5
147288	IRAPUA B247	2003	PC	1	5	RECREIO N440 (NOBRE)	1,6	5,0	-0,23	22	30,0	4,73	27	1,0	4,56	20	9,0	7,01	0,5

Peso ao Sobreano			Ganho Pós-Desmama			Perímetro Escrotal ao Sobreano			Musculatura			Estatura			Estrutura Corporal			Umbigo / Prepúcio			Pigmentação Ocular			Propriedade
DEP	AC	%	DEP	AC	%	DEP	AC	%	DEP	AC	%	DEP	AC	%	DEP	AC	%	DEP	AC	%	DEP	AC	%	
5,92	18	14,0	4,49	20	6,0	0,69	17	1,0	0,20	27	6,0	0,08	29	27,0	0,19	29	5,0	-0,03	30	36,0	0,34	23	0,1	SÃO JOAQUIM
10,36	22	3,0	7,99	20	0,5	0,69	23	1,0	-0,02	27	58,0	0,12	29	17,0	0,14	31	11,0	-0,10	30	10,0	0,10	26	18,0	ESTÂNCIA DO BOLSO
5,88	22	14,0	0,18	21	49,0	0,69	16	1,0	0,27	28	2,0	0,29	29	1,0	0,06		30,0	-0,01	22	43,0	0,11	24	14,0	FAZENDA SANTA RITA
7,01	29	10,0	2,90	24	16,0	0,39	21	9,0	0,16	32	12,0	0,03	33	41,0	0,12	35	15,0	-0,03	34	33,0	-0,13	30	90,0	FAZENDA SÃO JORGE
4,42	24	21,0	6,03	23	2,0	0,34	13	12,0	0,22	31	5,0	0,02	33	46,0	0,02	33	44,0	-0,03	34	35,0	-0,08	26	78,0	FAZENDA MÃE RAINHA
3,65	31	26,0	3,00	31	15,0	0,21	25	24,0	0,25	38	3,0	0,06	40	32,0	0,13		12,0	-0,01		41,0	-0,08	16	77,0	ESTÂNCIA TAMANCA
5,78	30	14,0	-0,21	28	55,0	0,36	19	11,0	0,18	36	9,0	0,21	38	5,0	0,28	37	1,0	-0,04	39	28,0	0,07	31	24,0	FAZENDA SÃO JORGE
14,28	30	0,5	9,01	30	0,1	0,48	20	5,0	0,26	38	2,0	0,25	40	2,0	-0,01		55,0	-0,05		27,0	-0,05		70,0	ESTÂNCIA TAMANCA
6,18	30	13,0	4,49	30	6,0	0,55	18	3,0	0,23	38	4,0	0,16	41	10,0	-0,07	17	75,0	-0,04		29,0	-0,21	17	98,0	CABANHA DOM VITOR
9,48	32	4,0	5,23	30	3,0	0,22	19	23,0	0,16	37	12,0	0,21	39	5,0	0,15	39	9,0	-0,01	40	44,0	-0,07	31	76,0	FAZENDA SÃO JORGE
5,73	31	15,0	5,33	25	3,0	0,14	17	33,0	0,24	34	3,0	0,15	36	12,0	0,17	36	6,0	-0,02	37	37,0	0,09	29	19,0	SANTA MARIA
7,65	31	8,0	4,29	28	7,0	0,21		24,0	0,08	35	28,0	0,31	37	1,0	0,14	37	10,0	0,03	38	64,0	0,02	30	44,0	ESTÂNCIA DO BOLSO
8,41	34	6,0	5,57	32	3,0	0,65	21	1,0	0,13	38	18,0	0,07	40	29,0	-0,12		88,0	-0,04		29,0	-0,17		95,0	CABANHA DOM VITOR
6,29	32	12,0	2,88	32	16,0	-0,34	26	89,0	0,24	41	3,0	0,03	44	41,0	0,12		15,0	-0,01		42,0	0,23	18	1,0	ESTÂNCIA TAMANCA
6,58	24	11,0	3,37	26	12,0	-0,37	28	91,0	0,37	35	0,5	0,06	37	32,0	0,03		43,0	-0,03		35,0	-0,01	9	56,0	ESTÂNCIA TAMANCA
5,25	31	17,0	2,74	30	18,0	0,28	22	17,0	0,11	37	21,0	0,14	39	13,0	0,19	38	4,0	0,01	40	52,0	0,17	31	5,0	FAZENDA SÃO JORGE
3,66	27	26,0	0,93	24	39,0	0,74	14	1,0	0,35	32	0,5	0,32	34	0,5	0,22	35	3,0	-0,02	36	40,0	0,16	28	6,0	SANTA MARIA
13,81	31	0,5	5,03	29	4,0	-0,12	20	67,0	0,03	37	43,0	0,13	39	15,0	0,11	37	16,0	-0,04	40	31,0	-0,01	32	53,0	FAZENDA SÃO JORGE
10,34	27	3,0	3,91	25	9,0	0,43	14	7,0	0,04	33	39,0	0,05	35	36,0	0,00	35	52,0	-0,02	34	40,0	0,05	16	32,0	SANTA MARIA
6,13	23	13,0	4,16	26	7,0	0,35	28	12,0	0,21	34	5,0	0,17	36	9,0	-0,01		57,0	-0,03		34,0	-0,04	8	66,0	ESTÂNCIA TAMANCA
2,61	30	33,0	0,78	30	41,0	0,04		46,0	0,35	35	0,5	0,13	37	16,0	0,25	37	1,0	-0,07	38	17,0	-0,12	30	88,0	FAZENDA MÃE RAINHA
5,30	19	17,0	3,00	22	15,0	-0,20	18	78,0	0,35	29	0,5	0,15	31	12,0	0,09		22,0	-0,03		34,0	0,07	13	26,0	ESTÂNCIA TAMANCA
7,52	34	8,0	3,84	34	9,0	0,27	27	18,0	0,21	41	5,0	0,23	43	3,0	0,02		44,0	-0,02		39,0	-0,23	18	99,0	ESTÂNCIA TAMANCA
3,32	31	28,0	1,93	29	26,0	0,33	18	13,0	0,04	35	39,0	0,00	37	52,0	0,04	37	39,0	0,01	38	55,0	-0,34	30	99,0	FAZENDA SÃO JORGE
3,55	24	27,0	3,06	24	15,0	0,17	22	29,0	0,14	28	15,0	0,12	29	17,0	0,09	32	21,0	-0,03	30	32,0	-0,27	27	99,0	ESTÂNCIA DO BOLSO
3,85	25	25,0	1,41	22	32,0	0,35	15	12,0	0,16	29	11,0	0,16	30	11,0	0,18	32	5,0	-0,04	27	31,0	0,06	27	30,0	ESTÂNCIA BELA VISTA
6,43	20	12,0	2,96	19	16,0	0,25		20,0	0,12	23	18,0	0,22	24	4,0	0,08	26	24,0	-0,05	23	25,0	-0,13	22	89,0	FAZENDA IRAPUÃ

BRAFORD MATRIZES DESTAQUE - TOP 5%

Reg	Nome	Nasc.	G. Sangue	Livro	Rebanhos	Filhos Desmama	Pai	IQG	%	Peso ao Nascer			Peso à Desmama Materno			Peso à Desmama Direto			Total Materno	
										DEP	AC	%	DEPm	AC	%	DEPd	AC	%	DEP	%
254257	CARCAVIO 38-3807	2014	38	CCG	1	22	RANCHO 316 T/E MAGNO	5,3	0,1	0,21	31	66,0	3,38	30	5,0	13,60	45	0,1	10,18	0,1
251848	CARCAVIO 38-3876	2014	38	CCG	1	12	RANCHO 316 T/E MAGNO	5,0	0,1	1,11	28	99,0	4,07	26	3,0	14,00	36	0,1	11,07	0,1
191454	LUZ DE SAO JOAO 38-0447	2010	38	CCG	1	9	PITANGUEIRA 38-D18	3,4	0,1	1,22	33	99,0	8,61	28	0,1	8,66	32	1,0	12,94	0,1
231157	MAE RAINHA 38-TE1940	2012	38	CCG	1	15	SAO MIGUEL 38-9309 TAURA	3,3	0,1	0,25	43	69,0	2,08	37	16,0	5,23	46	7,0	4,70	3,0
245948	PAMPIANO DO SOSSEGO 38-TEJ006	2014	38	CCG	1	17	CUYANO HUINKA SHAKA D1450 KACHAPÊ	3,3	0,1	0,68	37	92,0	6,49	33	0,1	5,86	44	5,0	9,42	0,1
159706	CARCAVIO 38-1419	2010	38	CCG	3	6	CARCAVIO 38-803	3,2	0,1	0,48	23	83,0	3,41	28	5,0	6,70	34	3,0	6,76	0,5
146453	SANTA TERESA 38-CI207	2007	38	CCG	1	6	GAP 38-S325	3,1	0,1	0,37	22	77,0	6,22	30	0,5	6,64	20	3,0	9,54	0,1
228725	MAE RAINHA 38-TE1932	2012	38	CCG	1	22	BELVISTA 38-5784 (MILONARIO)	3,1	0,1	0,08	45	56,0	3,10	38	7,0	9,76	49	0,5	7,98	0,1
192004	MÃE RAINHA 38-1970 TREVO	2012	38	CCG	1	6	MAE RAINHA 38-3815 TREVO	3,1	0,1	0,57	30	88,0	2,92	26	8,0	7,38	28	2,0	6,61	0,5
351175	MAE RAINHA 38-TER304 MILONARIO KACHAPE TE	2015	38	CCG	2	16	CUYANO HUINKA SHAKA D1450 KACHAPÊ	3,1	0,5	0,27	35	70,0	0,62	28	38,0	7,85	41	1,0	4,54	3,0
290881	ESTÂNCIA AURORA 38-A5002	2015	38	CCG	1	17	PITANGUEIRA 38-I214 (BITREM)	3,0	0,5	0,38	32	78,0	3,63	31	4,0	6,23	44	4,0	6,74	0,5
266437	SERENO 38-15282	2015	38	CCG	1	32	SERENO 38-TEI001	3,0	0,5	-0,23	47	30,0	4,04	27	3,0	9,22	49	0,5	8,65	0,1
285884	MAE RAINHA MILONARIO KACHAPE 38-TER302	2015	38	PS	2	6	CUYANO HUINKA SHAKA D1450 KACHAPÊ	2,9	0,5	0,16	31	62,0	-1,32	26	73,0	13,80	38	0,1	5,58	1,0
228976	SANTA ANA 38-M3184 ÁGHATA	2013	38	CCG	1	7	SAO LUIZ 38-7102 TORRESMO DA PEDRO SURREAUX	2,9	0,5	-0,76	35	5,0	2,65	28	10,0	7,91	37	1,0	6,61	0,5
272983	PAMPIANO DO SOSSEGO 38-TEK011	2015	38	CCG	1	14	PAMPIANO DO SOSSEGO TE 38-G066	2,8	0,5	0,60	40	89,0	4,62	28	1,0	9,01	44	0,5	9,12	0,1
197233	SANTA TEREZA 38-H2143	2012	38	CCG	1	5	SANTA TEREZA 38-D1369 MONTREAL	2,8	0,5	1,01	27	98,0	-0,49	26	59,0	12,00	27	0,1	5,51	1,0
271716	PAMPIANO DO SOSSEGO 38-TEK013	2015	38	CCG	1	12	PAMPIANO DO SOSSEGO TE 38-G066	2,8	0,5	0,29	36	72,0	4,07	27	3,0	11,65	41	0,1	9,90	0,1
245926	PAMPIANO DO SOSSEGO 38-TEJ008	2014	38	CCG	1	23	CUYANO HUINKA SHAKA D1450 KACHAPÊ	2,8	0,5	1,03	41	98,0	3,67	31	4,0	9,86	47	0,5	8,59	0,1
210426	SERENO 38-2060	2012	38	CCG	2	11	BELVISTA 38-5804 (PAYSANO)	2,7	0,5	-0,21	40	32,0	-0,67	30	62,0	11,49	40	0,1	5,08	2,0
187229	PAMPIANO DO SOSSEGO TE 38-G029	2011	38	CCG	1	14	PAMPIANO 38-3666 (SEPE)	2,7	0,5	0,85	40	96,0	6,20	35	0,5	7,05	45	2,0	9,73	0,1
383255	MÃE RAINHA 38-V477 MILONARIO 4317	2018	38	CCG	1	7	MAE RAINHA 38-4317	2,7	0,5	1,06	32	99,0	-1,84	17	81,0	10,16	33	0,5	3,23	9,0
209630	RETIRO DO OURO 12-M249	2011	12	CCG	1	6	PACOTE RG	2,6	0,5	0,39		78,0	12,24	23	0,1	6,12	13	4,0	15,30	0,1
196581	SANTA TEREZA 38-F1718	2010	38	CCG	1	5	KUDOS 38-D19 SIWARD-T/E-	2,6	0,5	0,55	30	87,0	5,14	30	1,0	5,61	30	5,0	7,95	0,1
93138	PITANGUEIRA 38-B208	2002	38	CCG	1	5	RM53802	2,6	0,5	0,11	17	58,0	5,05	21	1,0	5,44	14	6,0	7,77	0,1
289413	SANTA ANA 38-Q6006 BARBARA DA PLATANO	2016	38	CCG	2	29	RANCHO 316 T/E MAGNO	2,5	1,0	0,13	35	59,0	-0,26	25	55,0	8,84	33	0,5	4,16	4,0
201299	PAMPIANO DO SOSSEGO 38-H441	2012	38	CCG	1	5	RMSORM3	2,5	1,0	0,35	24	76,0	-1,46	21	76,0	15,86	22	0,1	6,47	0,5
411698	MAE RAINHA TET374	2017	38	CCG	1	5	RANCHO 316 T/E MAGNO	2,5	1,0	-0,60	36	10,0	1,66	28	21,0	5,16	38	7,0	4,24	4,0
188734	RIO NEGRO 38-2118	2012	38	CCG	1	5	RIO NEGRO 38-9015	2,5	1,0	0,81	31	95,0	-1,33	27	74,0	10,24	31	0,5	3,78	6,0
266422	SERENO 38-15260	2015	38	CCG	1	10	SERENO 38-TEI001	2,4	1,0	-0,45	39	16,0	2,93	23	8,0	7,51	41	1,0	6,68	0,5
191076	PITANGUEIRA 38-J115	2010	38	CCG	1	13	PITANGUEIRA 38-G3087 PIGMENTO	2,4	1,0	0,14	27	60,0	6,78	24	0,1	4,68	29	9,0	9,12	0,1

Peso ao Sobreano			Ganho Pós-Desmama			Perímetro Escrotal ao Sobreano			Musculatura			Estatura			Estrutura Corporal			Umbigo / Prepúcio			Pigmentação Ocular			Propriedade
DEP	AC	%	DEP	AC	%	DEP	AC	%	DEP	AC	%	DEP	AC	%	DEP	AC	%	DEP	AC	%	DEP	AC	%	
27,71	46	0,1	15,50	41	0,1	1,50	34	0,1	0,39	48	0,5	0,01	50	47,0	0,46	49	0,1	0,31	51	99,0	-0,01	42	54,0	ESTÂNCIA CARCÁVIO
25,81	37	0,1	11,19	33	0,1	0,83	27	0,5	0,63	40	0,1	0,01	42	48,0	0,52	42	0,1	0,29	43	99,0	0,16	35	7,0	ESTÂNCIA CARCÁVIO
13,77	34	0,5	6,23	30	1,0	0,74	22	1,0	0,19	40	8,0	0,26	43	2,0	0,31	41	0,5	0,15	44	97,0	0,03	34	38,0	EST LUZ DE SÃO JOÃO
19,57	46	0,1	17,34	41	0,1	-0,16	34	72,0	0,37	47	0,5	0,05	49	35,0	0,26	48	1,0	-0,03	50	33,0	0,00	43	51,0	FAZENDA MÃE RAINHA
9,46	43	4,0	5,41	37	3,0	1,25	31	0,1	0,29	45	1,0	0,00	46	51,0	0,21	46	3,0	0,05	47	74,0	0,02	40	42,0	ESTÂNCIA DO SOSSEGO
16,50	35	0,1	11,24	31	0,1	0,77	20	0,5	0,29	39	1,0	0,20	41	5,0	0,24	40	2,0	0,03	42	64,0	0,08	33	24,0	ESTÂNCIA CARCÁVIO
13,04	25	1,0	8,52	30	0,5	0,59	27	2,0	0,29	38	1,0	0,23	40	3,0	0,15	31	9,0	0,06	41	78,0	0,11	34	15,0	FAZENDA SANTA TEREZA
14,12	49	0,5	5,60	43	3,0	0,83	37	0,5	0,33	51	1,0	0,00	53	51,0	0,23	51	2,0	0,01	54	54,0	0,12	47	12,0	FAZENDA MÃE RAINHA
14,05	30	0,5	7,15	30	1,0	1,09	23	0,1	0,32	37	1,0	0,04	40	38,0	0,24	39	2,0	0,07	41	79,0	-0,16	32	94,0	FAZENDA MÃE RAINHA
11,70	42	1,0	6,10	36	2,0	1,60	29	0,1	0,50	42	0,1	0,02	43	43,0	0,33	42	0,5	0,09	45	87,0	0,11	38	14,0	FAZENDA MÃE RAINHA
14,65	44	0,5	11,01	37	0,1	0,67	31	1,0	0,15	45	12,0	0,05	47	34,0	0,03	37	43,0	0,07	43	79,0	0,03	37	38,0	ESTÂNCIA AURORA
17,57	48	0,1	9,36	38	0,1	0,90	29	0,1	0,14	49	15,0	0,43	51	0,1	0,16	50	8,0	0,03	52	63,0	0,13	45	11,0	AGROPECUÁRIA SERENO
19,99	39	0,1	7,13	31	1,0	0,77	24	0,5	0,21	37	6,0	-0,05	38	67,0	0,20	38	3,0	0,18	40	99,0	0,07	34	24,0	CABANHA VACACAI
14,62	36	0,5	8,36	30	0,5	0,81	26	0,5	0,29	36	1,0	0,20	37	6,0	0,31	38	0,5	0,13	38	95,0	0,05	34	32,0	AGROPECUÁRIA SANTA ANA
11,16	44	2,0	4,20	36	7,0	0,40	34	8,0	0,31	44	1,0	0,01	46	49,0	0,29	45	0,5	0,07	46	79,0	0,11	39	15,0	ESTÂNCIA DO SOSSEGO
21,58	30	0,1	12,21	30	0,1	0,41	21	8,0	0,17	37	9,0	0,37	39	0,5	0,04	25	37,0	0,12	40	94,0	-0,04	31	66,0	FAZENDA SANTA TEREZA
15,04	41	0,5	4,42	34	6,0	0,94	28	0,1	0,15	43	13,0	0,39	44	0,1	0,12	43	14,0	0,05	45	74,0	-0,06	37	71,0	ESTÂNCIA DO SOSSEGO
10,92	46	2,0	2,44	39	20,0	1,23	33	0,1	0,34	47	0,5	0,24	48	3,0	0,39	48	0,1	-0,04	49	30,0	-0,02	42	57,0	ESTÂNCIA DO SOSSEGO
16,92	42	0,1	6,08	38	2,0	1,14	31	0,1	0,35	46	0,5	0,22	48	4,0	0,36	47	0,1	-0,20	49	0,5	-0,07	40	75,0	FAZENDA JOÃO DE BARRO
11,85	46	1,0	6,69	41	1,0	0,32	33	14,0	0,17	47	10,0	0,20	49	5,0	0,18	48	6,0	0,19	50	99,0	0,04	43	34,0	ESTÂNCIA DO SOSSEGO
18,52	32	0,1	10,57	24	0,1	0,36		11,0	0,36	33	0,5	0,08	35	26,0	0,25	34	1,0	0,00	36	49,0	0,07	28	24,0	FAZENDA MÃE RAINHA
7,69	14	8,0	1,65	14	29,0	0,28	12	17,0	0,19	21	7,0	0,57	22	0,1	0,29	26	0,5	0,07	24	80,0	0,13	20	11,0	ESTÂNCIA RETIRO DO OURO
12,26	33	1,0	7,95	33	0,5	0,12	27	35,0	0,41	40	0,1	0,35	42	0,5	0,20	32	3,0	0,25	42	99,0	0,10	34	18,0	FAZENDA SANTA TEREZA
7,29	16	9,0	3,83	18	9,0	0,83	14	0,5	0,36	23	0,5	0,10	25	21,0	0,24	26	1,0	0,03	26	65,0	0,03	19	39,0	FAZENDA DA DIVISA
15,91	31	0,5	7,69	27	0,5	0,64	21	1,0	0,42	29	0,1	0,23	30	3,0	0,38	32	0,1	0,23	30	99,0	0,08	28	22,0	AGROPECUÁRIA PLATANO
20,06	23	0,1	3,75	20	10,0	0,69	14	1,0	0,40	26	0,1	0,45	27	0,1	0,35	29	0,1	0,01	28	53,0	0,15	23	7,0	ESTÂNCIA DO SOSSEGO
12,46	37	1,0	7,96	32	0,5	0,72		1,0	0,27	37	2,0	0,03	39	40,0	0,20	39	4,0	0,31	40	99,0	0,06	32	28,0	FAZENDA MÃE RAINHA
15,22	33	0,5	6,04	31	2,0	0,90	21	0,1	0,47	38	0,1	0,25	40	2,0	0,36	39	0,1	-0,05	41	27,0	-0,05	32	67,0	ESTÂNCIA RIO NEGRO
12,26	42	1,0	4,50	36	6,0	0,70	30	1,0	0,47	44	0,1	0,37	46	0,5	0,41	44	0,1	0,19	47	99,0	0,07	38	25,0	AGROPECUÁRIA SERENO
7,27	28	9,0	5,75	23	2,0	0,44	19	6,0	0,10	30	22,0	0,14	31	13,0	0,03	32	42,0	0,07	32	81,0	0,06	26	27,0	FAZENDA BURITI

BRAFORD MATRIZES DESTAQUE - TOP 5%

Reg	Nome	Nasc.	G. Sangue	Livro	Rebanhos	Filhos Desmama	Pai	IQG	%	Peso ao Nascer			Peso à Desmama Materno			Peso à Desmama Direto			Total Materno	
										DEP	AC	%	DEPm	AC	%	DEPd	AC	%	DEP	%
										153266	PEDRA GRANDE 38-556793	2008	38	CCG	1	5	38-205295 DA PEDRA GRANDE	2,4	1,0	0,51
88742	NOVA ESPERANCA 38-3026	2003	38	CCG	2	9	RM13803	2,4	1,0	-0,02	35	47,0	0,47	35	41,0	6,17	36	4,0	3,56	7,0
285465	DO BOLSO I2-L118	2012	12	CCG	1	5	PACOTE RG	2,3	1,0	-0,15	18	37,0	11,36	23	0,1	4,20	14	11,0	13,46	0,1
235561	ASP 38- B111 RED8154 SPI2 2065 BROTO	2011	38	CCG	1	5	ASP 38-8154 RED SPI2 1032 SELETO	2,3	1,0	0,78	26	95,0	0,10	24	48,0	9,38	24	0,5	4,79	2,0
147781	SANTA TEREZA 38-C849	2007	38	CCG	1	5	SANTA TERESA 38-A13	2,3	1,0	0,17	17	63,0	4,07	24	3,0	6,21	16	4,0	7,18	0,5
94548	SAO LUIZ NANA 38-0139 DA PEDRO SURREAUX	2004	38	CCG	2	5	PAMPIANO 38-1220 (SECRETARIO)	2,3	1,0	0,17	23	62,0	3,40	27	5,0	6,66	22	3,0	6,73	0,5
114065	BELA VISTA 38-8827	2005	38	CCG	1	10	BELVISTA 38-5922 (PAJERO)	2,3	1,0	0,25		69,0	4,64	32	1,0	3,44	28	16,0	6,36	0,5
250362	MAE RAINHA 38-P250	2014	38	CCG	1	5	CARCAVIO 38-1435 RAULITO	2,3	1,0	0,49	30	84,0	2,80	28	9,0	5,50	29	6,0	5,55	1,0
149794	MAE RAINHA 38-1167	2008	38	CCG	1	5	MAE RAINHA 38-3343	2,3	1,0	0,29	25	72,0	8,84	26	0,1	-2,14	26	75,0	7,77	0,1
144828	Sº FELIPE 14-J69	2007	14	CCG	1	8	RMSF2006PH	2,3	1,0	0,66	18	91,0	6,34	22	0,5	1,70	16	32,0	7,19	0,5
251152	CARCAVIO 38-3545	2014	38	CCG	1	5	RANCHO 316 T/E MAGNO	2,3	1,0	0,41	29	80,0	0,62	25	38,0	8,29	37	1,0	4,77	2,0
266409	SERENO 38-15239	2015	38	CCG	2	40	RANCHO 316 T/E MAGNO	2,2	1,0	-0,35	47	23,0	5,96	32	0,5	4,97	49	8,0	8,45	0,1
332523	LUZ DE SAO JOAO 38-5110	2015	38	CCG	1	6	CUYANO HUINCA CABURÉ 8385	2,2	1,0	0,40	32	79,0	3,13	22	7,0	5,50	34	6,0	5,88	1,0
146478	SANTA TERESA 38-C1276	2007	38	CCG	1	5	GAP 38-S325	2,2	1,0	0,58	21	88,0	5,11	27	1,0	6,53	21	3,0	8,38	0,1
190773	BELA VISTA 38-3245	2012	38	CCG	1	6	BELA VISTA 38-1796	2,2	1,0	0,62		90,0	-1,32	25	73,0	9,30	28	0,5	3,33	9,0
235207	CERRO DO OURO 38-H090	2013	38	CCG	1	7	RM03-12	2,2	1,0	-0,08		42,0	-0,80	22	65,0	5,19	30	7,0	1,79	24,0
217994	MAE RAINHA 38-N168 TREVO	2013	38	CCG	1	5	MAE RAINHA 38-3815 TREVO	2,2	1,0	0,05	33	53,0	1,61	30	22,0	5,18	32	7,0	4,20	4,0
192603	LUZ DE SAO JOAO 38-2078	2012	38	CCG	1	5	RM12ILSJ2012BR38	2,2	1,0	0,35	26	76,0	2,73	24	10,0	8,81	25	1,0	7,13	0,5
140052	MAE RAINHA 38-1152 BIG	2008	38	CCG	1	7	PITANGUEIRA 38-A252 (BIG BROTHER)	2,2	2,0	1,07	27	99,0	2,14	30	15,0	3,45	25	16,0	3,86	6,0
178715	BELA VISTA 38-2691	2011	38	CCG	1	8	BELVISTA 38-7622	2,1	2,0	0,90		97,0	1,21	31	28,0	7,99	30	1,0	5,21	2,0
203311	DO BOLSO I2-K128	2011	12	CCG	1	6	PACOTE RG	2,1	2,0	0,15	23	61,0	9,18	24	0,1	5,85	19	5,0	12,11	0,1
159313	PAMPIANO DO SOSSEGO TE 38-F003	2010	38	CCG	1	53	PAMPIANO DO SOSSEGO 38-2069	2,1	2,0	0,78	56	95,0	5,33	42	1,0	2,78	58	22,0	6,72	0,5
205765	SANTA PRENDA 38-L288	2010	38	CCG	1	6	SANTA PRENDA 38-1116	2,1	2,0	0,01	29	50,0	3,50	28	5,0	4,88	29	8,0	5,95	1,0
110858	SANTA PRENDA 38-E067	2004	38	CCG	1	5	RECREIO SL02 CLINTON	2,1	2,0	0,84	21	96,0	4,46	28	2,0	6,54	20	3,0	7,73	0,1
203306	DO BOLSO I2-K094	2011	12	CCG	1	6	PACOTE RG	2,1	2,0	-0,09	23	41,0	7,75	23	0,1	5,09	17	7,0	10,29	0,1
281558	PAMPIANO DO SOSSEGO 38-TEK002	2015	38	CCG	1	5	CUYANO HUINCA SHAKA D1450 KACHAPÉ	2,0	2,0	1,03	32	98,0	1,98	29	17,0	7,77	34	1,0	5,86	1,0
201619	PAMPIANO DO SOSSEGO 38-H1049	2012	38	CCG	1	5	RMSORM53812	2,0	2,0	0,50	31	85,0	1,43	27	25,0	11,57	30	0,1	7,21	0,5
197476	BELA VISTA 38-2389	2010	38	CCG	1	5	RM23809	2,0	2,0	0,45		82,0	4,59	30	1,0	4,76	34	9,0	6,97	0,5
191873	SERENO 38-0032	2010	38	CCG	1	5	BELVISTA 38-5804 (PAYSANO)	2,0	2,0	1,27	30	99,0	3,34	31	5,0	4,37	30	11,0	5,52	1,0
187143	CERRO DO OURO 38-F393	2011	38	CCG	1	5	RM04-10	2,0	2,0	0,26		70,0	5,90	23	0,5	1,51	23	34,0	6,65	0,5

Peso ao Sobreano			Ganho Pós-Desmama			Perímetro Escrotal ao Sobreano			Musculatura			Estatura			Estrutura Corporal			Umbigo / Prepúcio			Pigmentação Ocular			Propriedade
DEP	AC	%	DEP	AC	%	DEP	AC	%	DEP	AC	%	DEP	AC	%	DEP	AC	%	DEP	AC	%	DEP	AC	%	
8,10	19	7,0	4,39	20	6,0	0,67	11	1,0	0,18	25	9,0	0,36	27	0,5	0,24	28	2,0	-0,06	28	22,0	0,19	22	3,0	SARANDI
11,94	37	1,0	8,68	33	0,5	1,06	28	0,1	0,15	40	13,0	0,07	41	28,0	0,13	41	12,0	-0,03	43	34,0	0,10	38	16,0	AGROPECUÁRIA SANTA ANA
6,37	15	12,0	4,19	16	7,0	0,41	17	8,0	0,05	22	38,0	0,57	24	0,1	0,16	26	8,0	0,08	25	82,0	0,12	21	13,0	ESTÂNCIA DO BOLSO
15,53	26	0,5	8,23	26	0,5	1,15	14	0,1	0,12	33	20,0	0,38	36	0,5	0,25	35	1,0	-0,05	37	24,0	0,25	27	1,0	SÃO PEDRO
10,27	19	3,0	5,35	22	3,0	0,40	17	8,0	0,36	27	0,5	0,29	29	1,0	0,05		36,0	0,11	28	92,0	-0,13	22	90,0	FAZENDA SANTA TEREZA
12,19	23	1,0	6,77	23	1,0	0,31	19	15,0	0,03	27	44,0	0,01	29	48,0	0,05	30	33,0	-0,04	30	30,0	-0,07	24	76,0	SAO LUIZ
9,33	30	4,0	6,99	30	1,0	0,61	23	2,0	0,16	38	11,0	0,16	40	10,0	0,15	40	9,0	0,07	41	80,0	-0,05	34	70,0	ESTÂNCIA BELA VISTA
12,14	31	1,0	6,90	30	1,0	0,55		3,0	0,28	37	1,0	0,26	39	2,0	0,16	39	8,0	0,07	40	81,0	0,13	31	11,0	FAZENDA MÃE RAINHA
3,07	26	30,0	5,42	22	3,0	0,95	19	0,1	0,03	26	42,0	0,01	28	47,0	0,11	29	16,0	-0,13	29	4,0	0,04	25	35,0	FAZENDA MÃE RAINHA
5,85	18	14,0	5,66	19	2,0	1,09	21	0,1	0,13	25	17,0	0,22	26	4,0	0,12	25	14,0	0,02	27	58,0	-0,05	21	68,0	ESTÂNCIA SÃO FELIPE
13,18	38	1,0	3,36	33	12,0	0,50	25	4,0	0,41	39	0,1	-0,07	41	73,0	0,33	40	0,5	0,07	42	81,0	0,11	34	16,0	ESTÂNCIA CARCÁVIO
13,53	50	1,0	8,54	44	0,5	-0,34	39	89,0	0,03	53	43,0	0,20	55	5,0	0,05	54	33,0	0,39	56	99,0	-0,06	47	71,0	
11,24	33	2,0	7,69	27	0,5	0,04	17	46,0	0,25	34	3,0	0,11	36	19,0	0,19	36	4,0	0,27	37	99,0	0,01	29	45,0	EST LUZ DE SAO JOAO
9,78	22	3,0	4,27	23	7,0	0,31	20	14,0	0,17	26	10,0	0,20	27	5,0	0,08		25,0	-0,03	28	36,0	0,08	24	21,0	FAZENDA SANTA TEREZA
17,09	30	0,1	9,58	27	0,1	0,36	18	11,0	0,12	35	19,0	0,11	37	20,0	0,14	37	10,0	0,06	38	76,0	-0,09	30	81,0	BELA VISTA
14,62	30	0,5	10,99	25	0,1	0,16	11	30,0	0,32	33	1,0	-0,05	35	67,0	0,34	35	0,5	0,00	36	49,0	-0,02	28	60,0	ESTANCIA CERRO DO OURO
10,99	34	2,0	6,92	33	1,0	0,97	25	0,1	0,11	39	22,0	0,06	41	32,0	0,24	41	2,0	0,05	42	73,0	0,06	34	29,0	FAZENDA MAE RAINHA
15,06	27	0,5	6,42	24	1,0	0,40		9,0	-0,14	32	87,0	0,10	35	22,0	0,03	34	42,0	0,12	36	93,0	0,08	27	23,0	EST LUZ DE SAO JOAO
9,69	25	3,0	7,13	25	1,0	0,60	22	2,0	0,32	29	1,0	0,10	30	22,0	0,23	32	2,0	-0,01	31	43,0	-0,01	28	56,0	FAZENDA MAE RAINHA
11,54	31	1,0	4,45	29	6,0	0,58	26	2,0	0,21	37	5,0	0,06	38	33,0	0,13	40	12,0	0,22	39	99,0	0,16	34	7,0	BELA VISTA
7,08	19	9,0	2,54	17	19,0	-0,02	15	55,0	0,05	26	36,0	0,32	27	1,0	0,17	30	6,0	0,03	29	62,0	0,01	25	45,0	ESTANCIA DO BOLSO
4,47	56	21,0	3,76	48	10,0	0,99	42	0,1	0,21	57	5,0	-0,16	59	91,0	0,10	58	19,0	0,20	59	99,0	0,15	54	7,0	ESTANCIA DO SOSSEGO
10,29	32	3,0	4,65	30	5,0	0,61	17	2,0	0,15	39	13,0	0,12	41	18,0	0,18	40	5,0	-0,02	42	40,0	-0,10	32	83,0	FAZENDA SANTA PRENDA
7,37	22	9,0	2,28	24	22,0	0,57	20	2,0	0,20	31	7,0	0,14	32	13,0	0,21	33	3,0	-0,03	33	32,0	0,30	28	0,5	FAZENDA SANTA PRENDA
6,26	17	12,0	2,91	15	16,0	-0,01	13	52,0	0,23	24	4,0	0,31	25	1,0	0,23	29	2,0	-0,06	27	22,0	0,21	24	2,0	ESTANCIA DO BOLSO
9,44	34	4,0	2,63	29	19,0	0,72	23	1,0	0,27	32	2,0	0,14	33	13,0	0,16	34	8,0	0,20	34	99,0	-0,03	30	61,0	ESTANCIA DO SOSSEGO
14,94	31	0,5	2,81	29	17,0	0,40		9,0	0,06	37	33,0	0,21	39	5,0	-0,04	38	67,0	0,14	40	96,0	0,19	31	3,0	ESTANCIA DO SOSSEGO
8,47	36	6,0	4,51	34	6,0	0,67	27	1,0	0,02	42	45,0	0,13	44	15,0	0,04	43	36,0	-0,19	44	1,0	0,32	36	0,5	BELA VISTA
10,07	31	3,0	8,47	30	0,5	0,38	28	10,0	0,23	36	4,0	0,41	38	0,1	0,24	37	1,0	0,23	39	99,0	-0,01	32	53,0	AGROPECUARIA SERENO
5,39	20	16,0	5,48	13	3,0	0,59	10	2,0	0,04	23	41,0	0,06	23	33,0	-0,02	27	60,0	-0,01	25	43,0	-0,27	23	99,0	ESTANCIA CERRO DO OURO

BRAFORD MATRIZES DESTAQUE - TOP 5%

Reg	Nome	Nasc.	G. Sangue	Livro	Rebanhos	Filhos Desmama	Pai	IQG	%	Peso ao Nascer			Peso à Desmama Materno			Peso à Desmama Direto			Total Materno	
										DEP	AC	%	DEPm	AC	%	DEPd	AC	%	DEP	%
159674	RIO NEGRO 38-0049	2010	38	CCG	2	14	RIO NEGRO 38-6080	1,9	3,0	0,84	38	96,0	1,67	29	21,0	1,80	42	31,0	2,58	15,0
250475	SANTA RITA 38-V207	2014	38	CCG	1	5	RMRM3-2013/14	1,9	3,0	0,41	24	80,0	5,29	23	1,0	4,38	19	10,0	7,48	0,1
285883	MAE RAINHA MILIONARIO KACHAPE TE38-R300	2015	38	CCG	1	9	CUYANO HUINKA SHAKA D1450 KACHAPÊ	1,9	3,0	-0,14	34	37,0	0,48	26	41,0	6,94	40	2,0	3,95	5,0
244854	CERRO DO OURO 38-I438	2014	38	CCG	1	5	RM OURO 05	1,9	3,0	0,28		71,0	0,76	23	36,0	8,25	24	1,0	4,88	2,0
181276	SANTA TEREZA 38-E1510	2009	38	CCG	1	5	CARILOO 1263 SAPUCAY 3/4	1,9	3,0	0,20	14	66,0	3,96	23	3,0	5,27	17	6,0	6,60	0,5
216058	PEDRA GRANDE 38-1125	2011	38	CCG	1	5	PEDRA GRANDE 38-556808	1,9	3,0	0,12	26	59,0	1,19	22	28,0	5,46	25	6,0	3,92	5,0
146454	SANTA TERESA 38-C1208	2007	38	CCG	1	6	GAP 38-S325	1,9	3,0	0,65	20	91,0	5,94	28	0,5	3,61	20	15,0	7,75	0,1
187227	PAMPIANO DO SOSSEGO TE 38-G006	2011	38	CCG	2	15	PAMPIANO DO SOSSEGO 38-TE B7020	1,9	3,0	0,60	44	89,0	-0,13	36	52,0	8,33	47	1,0	4,03	5,0
217941	MAE RAINHA 38-N109 SEPE	2013	38	CCG	1	5	PAMPIANO 38-3666 (SEPE)	1,9	3,0	0,76	30	94,0	1,14	28	29,0	7,36	29	2,0	4,82	2,0
146467	SANTA TERESA 38-C1245	2007	38	CCG	1	6	SANTA TERESA 38-A13	1,9	3,0	0,30	17	72,0	2,87	23	8,0	5,58	15	5,0	5,66	1,0
190519	BELA VISTA 38-2921	2012	38	CCG	1	6	BELVISTA 38-7622	1,8	3,0	0,66		91,0	2,59	28	11,0	5,00	29	7,0	5,10	2,0
321245	NOVA AURORA 38-15187	2014	38	CCG	1	6	RM OURO 05-13	1,8	3,0	-0,99	19	2,0	6,89	17	0,1	3,89	22	13,0	8,83	0,1
161142	SAO BENTO 38-J092	2009	38	CCG	1	5	SAO BENTO 38-F002	1,8	3,0	1,11		99,0	-1,45	29	75,0	6,27	30	3,0	1,69	25,0
225723	BELA VISTA 38-3333	2013	38	CCG	1	8	BELVISTA 38-2032	1,8	3,0	0,33	25	74,0	-0,06	23	51,0	7,85	34	1,0	3,87	6,0
261518	SANTA PRENDA 38-P466	2013	38	CCG	1	5	SANTA PRENDA 38-A23	1,8	3,0	0,93	32	97,0	-0,15	30	53,0	7,59	33	1,0	3,64	7,0
101114	RBO SANTA ADELAIDE 38-512	2003	38	CCG	1	30	RM11403	1,8	4,0	0,01	49	49,0	9,88	43	0,1	-3,94	52	89,0	7,91	0,1
164009	SANTA PRENDA 38-K208	2009	38	CCG	1	7	SANTA PRENDA 38-B53	1,8	4,0	0,15	29	61,0	1,19	29	28,0	5,62	29	5,0	4,00	5,0
164272	SÃO MIGUEL 38-468	2007	38	CCG	2	6	SAO MIGUEL 38-6733	1,8	4,0	-0,06	15	43,0	1,45	23	24,0	3,25	16	18,0	3,07	10,0
139555	CARCAVIO 38-643	2006	38	CCG	1	5	SAO BENTO 38-B281 (MARTIN FIERRO)	1,8	4,0	0,51		85,0	6,80	26	0,1	1,31	20	37,0	7,46	0,5
201380	CARCAVIO 38-1635	2010	38	CCG	1	10	CARCAVIO 38-803	1,7	4,0	0,30		73,0	2,51	24	11,0	3,58	37	15,0	4,30	4,0
151585	CARCAVIO 38-1005	2008	38	CCG	1	6	BELVISTA 38-7118	1,7	4,0	0,85		96,0	2,60	31	11,0	7,08	36	2,0	6,14	1,0
262340	RETIRO DO OURO 38-Q004	2014	38	CCG	1	6	SAO BENTO 38-K379	1,7	4,0	0,87		96,0	-1,28	26	73,0	8,00	33	1,0	2,73	13,0
192576	LUZ DE SAO JOAO 38-2064	2012	38	CCG	1	5	SANTA ANA 38-8171	1,7	4,0	-0,10	25	40,0	0,90	22	33,0	5,37	22	6,0	3,59	7,0
263959	DO BOLSO 12-L152	2012	12	CCG	1	5	PACOTE RG	1,7	4,0	-0,25	19	29,0	10,41	23	0,1	5,71	15	5,0	13,27	0,1
141254	SANTA PRENDA 38-I079	2007	38	CCG	1	7	SANTA PRENDA 38-A23	1,7	4,0	0,25	27	69,0	-0,20	30	54,0	5,04	25	7,0	2,32	17,0
299621	MAE RAINHA 38-S220 FARRAPO TAURA	2016	38	CCG	1	5	SAO MIGUEL 38-9309 TAURA	1,7	4,0	0,62	35	90,0	5,20	29	1,0	3,82	37	14,0	7,11	0,5
137039	KUDOS D228 HERO -T/E-	2006	38	CCG	2	10	KUDOS D19 SIWARD - T/E-	1,7	4,0	0,45	43	82,0	-0,35	35	56,0	5,53	45	5,0	2,41	16,0
169006	RIO NEGRO 38-9134	2009	38	CCG	1	16	RKK 38-1643	1,7	4,0	0,72	27	93,0	1,07	31	30,0	7,45	41	2,0	4,79	2,0
197440	BELA VISTA 38-2299	2010	38	CCG	1	6	BELVISTA 38-7622	1,7	4,0	0,71		93,0	1,08	31	30,0	7,22	31	2,0	4,69	3,0
322429	LUZ DE SÃO JOÃO 38-TE7402	2017	38	CCG	1	7	ORIGENES L1339 IBIRAPITA	1,7	5,0	0,30	29	73,0	3,45	23	5,0	1,46	30	35,0	4,18	4,0

Peso ao Sobreano			Ganho Pós-Desmama			Perímetro Escrotal ao Sobreano			Musculatura			Estatura			Estrutura Corporal			Umbigo / Prepúcio			Pigmentação Ocular			Propriedade
DEP	AC	%	DEP	AC	%	DEP	AC	%	DEP	AC	%	DEP	AC	%	DEP	AC	%	DEP	AC	%	DEP	AC	%	
7,93	44	7,0	7,62	38	0,5	1,56	34	0,1	0,07	47	32,0	0,20	49	6,0	0,21	47	3,0	0,03	50	64,0	-0,25	40	99,0	INVERNADA DO LINHO
6,91	19	10,0	2,16	18	23,0	0,82	12	0,5	0,11	22	21,0	0,21	23	5,0	0,06	15	32,0	0,07	21	82,0	-0,05	20	70,0	FAZENDA SANTA RITA
11,45	41	2,0	5,05	34	4,0	0,38	28	10,0	0,23	40	4,0	-0,05	41	66,0	0,14	40	12,0	0,11	43	91,0	-0,04	36	65,0	FAZENDA MAE RAINHA
14,51	25	0,5	7,12	21	1,0	0,12		35,0	0,09	30	27,0	0,17	32	9,0	0,04	33	38,0	0,08	34	83,0	-0,13	26	89,0	ESTANCIA CERRO DO OURO
7,78	19	7,0	3,60	21	11,0	0,32	20	14,0	0,41	27	0,1	0,37	28	0,5	0,11		16,0	0,09	29	87,0	0,10	22	17,0	FAZENDA SANTA TEREZA
9,50	26	4,0	5,28	24	3,0	0,31	11	15,0	0,34	33	0,5	0,10	35	21,0	0,08	35	24,0	-0,11	36	8,0	0,12	27	14,0	SARANDI
4,19	23	23,0	1,86	26	27,0	0,25	23	20,0	0,44	33	0,1	0,29	35	1,0	0,14	22	11,0	-0,06	35	20,0	0,01	28	47,0	FAZENDA SANTA TEREZA
15,48	47	0,5	8,66	41	0,5	-0,36	36	90,0	0,21	47	5,0	0,18	49	8,0	0,23	48	2,0	0,09	50	85,0	0,15	45	7,0	ESTANCIA DO SOSSEGO
11,34	31	2,0	3,65	31	10,0	0,21	19	24,0	0,21	37	5,0	0,02	39	44,0	0,11	39	17,0	0,03	40	62,0	0,11	31	16,0	FAZENDA MAE RAINHA
8,03	17	7,0	4,15	20	8,0	0,80	18	0,5	0,12	26	18,0	0,20	27	6,0	-0,02	16	61,0	0,17	27	98,0	-0,03	21	61,0	FAZENDA SANTA TEREZA
7,62	31	8,0	3,70	31	10,0	1,15	23	0,1	-0,01	39	54,0	-0,09	41	78,0	-0,12	40	87,0	0,01	42	56,0	-0,11	32	86,0	BELA VISTA
8,28	22	6,0	4,05	19	8,0	0,16	13	30,0	0,21	23	6,0	0,50	25	0,1	0,07	25	29,0	-0,11	26	7,0	0,15	19	8,0	RINCAO DO AMERICO
12,16	29	1,0	8,47	25	0,5	0,61	22	2,0	0,17	31	10,0	0,11	32	20,0	-0,07	34	76,0	0,21	33	99,0	-0,05	30	70,0	ESTÂNCIA SÃO BENTO
11,19	32	2,0	5,01	24	4,0	1,10	20	0,1	0,03	32	44,0	0,17	33	9,0	0,02	34	44,0	0,13	34	94,0	-0,08	29	80,0	EST LUZ DE SAO JOAO
9,65	34	4,0	2,94	32	16,0	0,89	21	0,1	0,27	39	2,0	0,12	41	17,0	0,25	40	1,0	-0,06	42	23,0	-0,01	34	55,0	FAZENDA SANTA PRENDA
-2,03	52	67,0	3,83	46	9,0	0,72	39	1,0	0,26	54	2,0	0,28	55	1,0	0,37	55	0,1	-0,06	56	21,0	0,06	51	28,0	ESTÂNCIA DO SOSSEGO
7,81	31	7,0	3,50	30	11,0	0,60	19	2,0	0,31	38	1,0	0,13	40	15,0	0,17	40	6,0	0,07	41	82,0	0,09	33	19,0	FAZENDA SANTA PRENDA
8,48	18	6,0	6,98	20	1,0	0,29	15	17,0	0,29	26	1,0	0,12	28	17,0	0,15	29	10,0	-0,06	29	22,0	-0,13	21	90,0	ESTÂNCIA SANTA GERTRUDES
2,71	20	32,0	2,87	19	16,0	0,46	14	6,0	0,22	25	5,0	0,22	26	4,0	0,19	28	5,0	0,20	27	99,0	0,13	23	10,0	ESTÂNCIA CARCÁVIO
7,64	38	8,0	5,20	33	4,0	0,67	24	1,0	0,16	40	12,0	0,15	42	11,0	0,12	41	15,0	0,11	43	90,0	0,07	34	26,0	ESTÂNCIA CARCÁVIO
6,83	37	10,0	0,81	34	40,0	0,49	22	5,0	0,33	41	1,0	0,20	43	6,0	0,34	42	0,5	-0,06	44	23,0	-0,06	36	71,0	ESTÂNCIA CARCÁVIO
12,78	31	1,0	5,25	24	3,0	0,54	21	3,0	0,22	30	4,0	0,16	30	10,0	0,19	33	4,0	0,19	31	99,0	-0,03	28	63,0	ESTÂNCIA RETIRO DO OURO
9,86	24	3,0	5,20	23	4,0	0,62		2,0	0,12	30	19,0	0,08	32	26,0	0,16	32	8,0	0,10	33	90,0	0,03	25	40,0	EST LUZ DE SÃO JOÃO
3,79	16	25,0	-1,19	17	68,0	0,37	18	10,0	0,05	23	37,0	0,59	24	0,1	0,17	26	7,0	0,04	25	68,0	0,02	21	44,0	ESTÂNCIA DO BOLSO
8,75	26	5,0	5,09	26	4,0	0,92	21	0,1	0,14	32	16,0	-0,02	34	56,0	0,08	35	23,0	0,06	35	78,0	0,00	29	51,0	FAZENDA SANTA PRENDA
7,30	37	9,0	4,22	33	7,0	-0,02	25	55,0	0,17	38	10,0	0,22	40	4,0	0,18	40	5,0	0,20	41	99,0	0,14	33	9,0	FAZENDA MÃE RAINHA
9,81	44	3,0	5,06	36	4,0	0,70	31	1,0	0,24	46	3,0	0,10	47	21,0	0,24	47	2,0	0,25	49	99,0	0,02	44	41,0	ESTÂNCIA DO SOSSEGO
8,40	44	6,0	2,71	39	18,0	0,99	32	0,1	0,02	48	48,0	0,08	50	25,0	0,03	48	42,0	0,16	51	98,0	-0,20	41	97,0	ESTÂNCIA RIO NEGRO
8,20	33	6,0	2,04	32	25,0	0,95	22	0,1	0,16	39	12,0	0,16	42	10,0	0,10	41	19,0	0,11	43	91,0	0,05	34	33,0	ESTÂNCIA BELA VISTA
4,22	28	22,0	4,58	21	6,0	0,68	19	1,0	0,16	26	11,0	0,03	27	41,0	0,14	29	11,0	0,11	28	91,0	0,01	25	46,0	EST LUZ DE SÃO JOÃO

BRAFORD MATRIZES DESTAQUE - TOP 5%

Reg	Nome	Nasc.	G. Sangue	Livro	Rebanhos	Filhos Desmama	Pai	IQG	%	Peso ao Nascer			Peso à Desmama Materno			Peso à Desmama Direto			Total Materno	
										DEP	AC	%	DEPm	AC	%	DEPd	AC	%	DEP	%
294466	PAMPIANO DO SOSSEGO 38-TEL141	2016	38	CCG	1	11	PAMPIANO DO SOSSEGO FIV 38-H260	1,7	5,0	0,66	39	91,0	3,95	27	3,0	4,34	45	11,0	6,12	1,0
91762	SANTA ANA 38-1910	2003	38	CCG	1	5	RM13802	1,7	5,0	0,22	21	67,0	5,73	24	0,5	2,80	20	22,0	7,13	0,5
201020	PAMPIANO DO SOSSEGO 38-H523	2012	38	CCG	1	5	RMSORMI3812	1,7	5,0	0,43	31	81,0	3,55	26	4,0	6,77	29	2,0	6,93	0,5
139589	CARCAVIO 38-683	2006	38	CCG	1	6	SAO BENTO 38-B281 (MARTIN FIERRO)	1,7	5,0	0,65		91,0	6,13	25	0,5	-0,02	18	52,0	6,12	1,0
194599	SANTA TEREZA 38-H2131	2012	38	CCG	1	5	SANTA TEREZA EI541	1,7	5,0	0,23	28	68,0	0,76	27	36,0	8,02	30	1,0	4,77	2,0
161177	SAO BENTO 38-J197	2009	38	CCG	1	6	CUYANO HUINCA BENJAMIN DI518 TAITÁ	1,7	5,0	0,05	23	53,0	-1,52	29	77,0	5,96	30	4,0	1,46	28,0
167549	CARCAVIO 38-I214	2009	38	CCG	1	5	CUYANO HUINCA BENJAMIN DI518 TAITÁ	1,7	5,0	0,13		60,0	0,26	29	45,0	4,69	29	9,0	2,61	14,0
214180	MAE RAINHA 38-1666 PAYSANO	2011	38	CCG	1	5	BELVISTA 38-5804 (PAYSANO)	1,6	5,0	0,00	30	49,0	2,16	29	15,0	4,60	28	9,0	4,46	3,0
110564	ASP 12-5007	2005	12	CCG	1	6	NAUTICO DE SANTA MARTA	1,6	5,0	0,35	16	76,0	6,46	21	0,1	2,95	12	20,0	7,93	0,1
196590	SANTA TEREZA 38-F1766	2010	38	CCG	1	7	NELIUS SHAKA 38-8188 (SIDNEY)	1,6	5,0	1,05	28	98,0	1,31	29	26,0	5,45	29	6,0	4,03	5,0
139961	PITANGUEIRA 38-H2039	2008	38	CCG	5	30	BELVISTA 38-5784 (MILIONARIO)	1,6	5,0	-0,32	45	24,0	2,59	37	11,0	2,88	47	21,0	4,03	5,0
160879	PAMPIANO DO SOSSEGO 38-D0706	2008	38	CCG	1	5	RM23808	1,6	5,0	0,01	30	50,0	8,71	26	0,1	-4,78	28	93,0	6,32	0,5
226027	BELA VISTA 38-029	2013	38	CCG	1	5	BELVISTA 38-2032	1,6	5,0	0,82		96,0	1,63	27	22,0	6,92	25	2,0	5,09	2,0
168819	RIO NEGRO 38-8071	2008	38	CCG	1	12	PITANGUEIRA 38-A252 (BIG BROTHER)	1,6	5,0	1,39	34	99,0	0,28	33	44,0	5,45	37	6,0	3,00	11,0
294779	SERENO 38-TE15018	2015	38	CCG	1	7	SAO MIGUEL 38-9309 TAURA	1,6	5,0	0,03	32	51,0	2,20	29	14,0	2,43	39	25,0	3,41	8,0
327196	NOVA AURORA 38-I5803	2015	38	CCG	1	11	RM3802/14	1,6	5,0	0,44	28	81,0	0,42	21	42,0	7,29	29	2,0	4,06	5,0
110350	SOSSEGO 38-7371	2006	38	CCG	3	25	RIVALTA 38-6582	1,6	5,0	0,53	48	86,0	2,21	35	14,0	6,06	51	4,0	5,24	2,0

Peso ao Sobreano			Ganho Pós-Desmama			Perímetro Escrotal ao Sobreano			Musculatura			Estatura			Estrutura Corporal			Umbigo / Prepúcio			Pigmentação Ocular			Propriedade
DEP	AC	%	DEP	AC	%	DEP	AC	%	DEP	AC	%	DEP	AC	%	DEP	AC	%	DEP	AC	%	DEP	AC	%	
4,22	44	22,0	0,63	36	43,0	0,66	27	1,0	0,24	43	3,0	0,10	44	21,0	0,17	44	7,0	-0,01	45	46,0	-0,05	38	70,0	ESTÂNCIA DO SOSSEGO
2,13	19	36,0	0,67	16	42,0	0,68		1,0	0,25	21	3,0	0,19	22	6,0	0,25	24	1,0	-0,06	23	23,0	0,00	21	49,0	AGROPECUÁRIA SANTA ANA
8,73	27	5,0	2,05	22	25,0	0,45		6,0	0,44	36	0,1	0,62	38	0,1	0,24	37	2,0	0,02	39	61,0	0,16	31	6,0	ESTÂNCIA DO SOSSEGO
2,24	21	35,0	3,00	22	15,0	0,49	18	5,0	0,20	30	6,0	-0,09	31	78,0	0,17	32	7,0	0,12	33	94,0	0,18	25	4,0	ESTÂNCIA CARCÁVIO
9,90	32	3,0	3,22	31	13,0	0,30	21	15,0	0,38	37	0,5	0,33	40	0,5	0,09	24	21,0	-0,11	41	7,0	-0,04	32	64,0	FAZENDA SANTA TEREZA
10,83	32	2,0	6,75	31	1,0	0,27		18,0	0,42	37	0,1	0,19	40	7,0	0,33	39	0,5	0,22	41	99,0	-0,02	32	59,0	ESTÂNCIA SÃO BENTO
9,26	30	4,0	5,28	29	3,0	0,35	22	12,0	0,37	36	0,5	0,17	38	9,0	0,24	39	1,0	0,18	40	99,0	0,10	32	17,0	ESTÂNCIA CARCÁVIO
10,27	30	3,0	6,31	31	1,0	0,46	22	6,0	0,12	37	18,0	0,33	39	0,5	0,15	38	10,0	-0,05	40	27,0	0,01	31	47,0	FAZENDA MÃE RAINHA
4,61	13	20,0	3,11	15	14,0	0,30		16,0	0,10	20	23,0	0,28	22	1,0	0,19	24	4,0	0,11	23	92,0	0,15	18	7,0	SÃO PEDRO
8,15	32	6,0	3,70	32	10,0	0,62	25	2,0	0,26	40	2,0	0,23	42	4,0	0,23	32	2,0	-0,03	43	36,0	-0,01	34	56,0	FAZENDA SANTA TEREZA
4,20	47	23,0	2,13	40	24,0	0,89	35	0,1	0,21	49	6,0	-0,02	50	57,0	0,07	50	28,0	0,00	51	50,0	0,13	45	11,0	EST LUZ DE SÃO JOÃO
-0,50	29	56,0	4,55	27	6,0	0,86	18	0,5	0,11	36	22,0	0,22	38	4,0	0,05	38	33,0	-0,10	39	10,0	0,03	29	40,0	ESTÂNCIA DO SOSSEGO
8,67	25	5,0	2,11	23	24,0	0,58	19	2,0	0,03	28	44,0	-0,01	29	54,0	0,06	31	31,0	-0,10	30	11,0	-0,04	26	65,0	ESTÂNCIA BELA VISTA
10,15	39	3,0	6,28	36	1,0	0,54	32	3,0	0,11	44	20,0	0,16	46	11,0	0,14	45	11,0	0,01	47	55,0	0,31	39	0,5	ESTÂNCIA RIO NEGRO
8,55	39	6,0	6,23	35	1,0	0,54	24	3,0	0,13	40	16,0	0,18	42	8,0	0,19	41	5,0	0,20	43	99,0	-0,06	35	72,0	AGROPECUÁRIA SERENO
10,36	30	3,0	0,38	25	46,0	1,08	17	0,1	0,38	34	0,5	0,42	36	0,1	0,27	35	1,0	0,15	37	97,0	-0,04	27	66,0	ESTÂNCIA NOVA AURORA
8,10	49	7,0	6,30	41	1,0	0,04	39	46,0	0,07	49	32,0	0,15	51	12,0	0,13	50	12,0	0,04	52	67,0	0,01	47	46,0	ESTÂNCIA DO SOSSEGO





TOUROS E FÊMEAS JOVENS – TOP 10%



Apesar da pouca acurácia do mérito genético destes animais por não terem filhos avaliados dentro do programa, o uso destes, completando dois anos, diminuirá o intervalo de gerações. O que poderá incrementar o progresso genético, visto que, a tendência genética das características avaliadas no PampaPlus mostra que existe ganho genético de uma geração para a outra.

As tabelas a seguir são compostas por touros e fêmeas nascidos em 2020 (dois anos) das raças Hereford e Braford que possuem avaliação à desmama e ao sobreano, com escores máximos para as características de padrão racial, aprumos e características sexuais secundárias.

HEREFORD TOUROS JOVENS - TOP 10%

Reg	Nome	Nasc.	Livro	Pai	IQG	%	Peso ao Nascer			Peso à Desmama Materno			Peso à Desmama Direto			Total Materno	
							DEP	AC	%	DEPm	AC	%	DEPd	AC	%	DEP	%
255342	MAE RAINHA Z 406 RANGER EXPLORER	2020	PO	TH 529B 145Y EXPLORER 44D	4,9	0,1	-0,36	22	21,0	3,76	11	4,0	10,15	26	0,5	8,84	0,1
n265226	MÃE RAINHA Z 113 PATRIOTA EXPLORER	2020	PC	TH 529B 145Y EXPLORER 44D	4,7	0,1	0,23	24	67,0	0,01	11	50,0	14,08	26	0,1	7,05	0,5
255344	MAE RAINHA Z 404 ROGER EXPLORER	2020	PO	TH 529B 145Y EXPLORER 44D	4,5	0,1	0,07	23	55,0	2,44	10	12,0	9,32	25	0,5	7,10	0,5
265265	SJ T078	2020	PC	SJ R082	4,5	0,1	0,09	28	56,0	5,25	16	1,0	10,85	30	0,1	10,67	0,1
255345	MAE RAINHA Z 405 EXPLORER	2020	PO	TH 529B 145Y EXPLORER 44D	4,3	0,1	-0,59	21	10,0	2,47	9	12,0	10,07	23	0,5	7,50	0,1
265225	MÃE RAINHA Z 112 PATRIOTA EXPLORER	2020	PC	TH 529B 145Y EXPLORER 44D	4,3	0,1	0,01	24	50,0	-0,71	12	63,0	13,36	27	0,1	5,97	1,0
255343	MAE RAINHA Z 403 THOR EXPLORER	2020	PO	TH 529B 145Y EXPLORER 44D	4,0	0,1	0,22	23	66,0	1,00	12	31,0	11,12	26	0,1	6,56	0,5
255348	MAE RAINHA Z 413 EXPLORER	2020	PO	TH 529B 145Y EXPLORER 44D	3,9	0,1	-0,32	24	24,0	0,11	11	48,0	11,32	26	0,1	5,77	1,0
n267743	DO BOLSO U003	2020	PC	TAMANCA ALABAMA N003 FIV	3,8	0,1	-0,23	25	30,0	2,13	13	15,0	12,05	26	0,1	8,15	0,1
255347	MAE RAINHA Z 409 EXPLORER	2020	PO	TH 529B 145Y EXPLORER 44D	3,7	0,1	-0,69	24	7,0	1,21	13	28,0	8,28	26	1,0	5,35	1,0
256174	CV 5602	2020	PO	TH 529B 145Y EXPLORER 44D	3,5	0,1	0,08	20	56,0	-2,32	9	87,0	12,48	23	0,1	3,92	5,0
264903	SJ T038	2020	PC	SJ R082	3,5	0,1	-0,11	29	39,0	3,98	13	3,0	6,57	30	3,0	7,27	0,5
255349	MAE RAINHA Z 415 RANGER EXPLORER	2020	PO	TH 529B 145Y EXPLORER 44D	3,5	0,1	0,04	22	52,0	4,72	11	1,0	4,92	26	8,0	7,18	0,5
n265970	TAMANCA R196	2020	PC	RINCAO 2419	3,5	0,1	2,01	31	99,0	2,03	17	16,0	10,64	34	0,1	7,35	0,5
255222	CANOA MIRIM 206	2020	PO	CANOA MIRIM 26	3,5	0,1	0,21	20	66,0	-3,62	12	96,0	12,18	23	0,1	2,47	16,0
264935	SJ T148	2020	PC	SJ R082	3,4	0,1	-0,20	27	33,0	4,54	13	1,0	8,14	28	1,0	8,62	0,1
n264563	SJ T176	2020	PC	SJ R082	3,4	0,1	-0,25	27	29,0	4,04	14	3,0	6,08	28	4,0	7,08	0,5
n265354	DOM VITOR TOYOTA 961	2020	PC	DOM VITOR XEROX 653	3,4	0,1	2,11	27	99,0	1,07	13	30,0	11,85	29	0,1	6,99	0,5
265227	MÃE RAINHA Z 114 PATRIOTA EXPLORER	2020	PC	TH 529B 145Y EXPLORER 44D	3,3	0,1	-0,20	24	32,0	0,27	12	45,0	7,13	26	2,0	3,83	6,0
n264901	SJ T032	2020	PC	SJ R082	3,3	0,1	0,27	28	71,0	3,16	14	6,0	9,94	29	0,5	8,13	0,1
255346	MAE RAINHA Z 407 EXPLORER	2020	PO	TH 529B 145Y EXPLORER 44D	3,3	0,1	-0,32	24	24,0	1,64	12	22,0	6,59	26	3,0	4,93	2,0
n265907	TAMANCA R130	2020	PC	TAMANCA KAMIKAZE O010	3,3	0,1	1,49	26	99,0	0,03	14	49,0	13,30	29	0,1	6,68	0,5
256004	TAMANCA ORIENTAL R027	2020	PO	TAMANCA KAMIKAZE O010	3,3	0,1	2,18	25	99,0	-2,49	12	88,0	15,01	28	0,1	5,02	2,0
265228	MÃE RAINHA Z116 MANCHA EXPLORER	2020	PC	TH 529B 145Y EXPLORER 44D	3,1	0,1	-0,23	24	31,0	-2,74	10	90,0	9,29	25	0,5	1,91	22,0
n265360	DOM VITOR TOYOTA 973	2020	PC	DOM VITOR XEROX 653	3,1	0,1	1,97	27	99,0	4,39	13	2,0	7,09	29	2,0	7,93	0,1
n265914	TAMANCA R137	2020	PC	TAMANCA KAMIKAZE O010	3,1	0,1	2,29	26	99,0	0,83	14	34,0	12,58	28	0,1	7,13	0,5
n264542	SJ T114	2020	PC	SJ R082	3,1	0,5	-0,53	27	13,0	5,75	14	0,5	4,63	29	9,0	8,07	0,1
n267749	DO BOLSO U009	2020	PC	TAMANCA ALABAMA N003 FIV	3,0	0,5	0,00	25	49,0	2,15	14	15,0	10,28	26	0,5	7,29	0,5
n266892	DOM VITOR BASIC 1007	2020	PC	DOM VITOR BASIC 389	2,9	0,5	1,01	26	98,0	-1,08	13	70,0	9,54	29	0,5	3,69	7,0
n265921	TAMANCA R144	2020	PC	TAMANCA KAMIKAZE O010	2,9	0,5	2,01	26	99,0	-2,13	16	85,0	13,83	29	0,1	4,78	2,0

Peso ao Sobreano			Ganho Pós-Desmama			Perímetro Escrotal ao Sobreano			Musculatura			Estatura			Estrutura Corporal			Umbigo / Prepúcio			Pigmentação Ocular			Propriedade
DEP	AC	%	DEP	AC	%	DEP	AC	%	DEP	AC	%	DEP	AC	%	DEP	AC	%	DEP	AC	%	DEP	AC	%	
26,29	26	0,1	20,64	20	0,1	1,03	21	0,1	0,20	26	7,0	0,01	28	48,0	0,12	28	15,0	-0,02	29	37,0	0,06	20	28,0	FAZENDA MÃE RAINHA
31,53	26	0,1	21,77	21	0,1	0,46	21	6,0	0,33	26	1,0	0,16	28	10,0	0,10	28	21,0	-0,04	29	28,0	0,10	21	18,0	FAZENDA MÃE RAINHA
24,65	25	0,1	19,34	19	0,1	0,72	20	1,0	0,38	24	0,5	0,05	26	36,0	0,19	26	5,0	-0,04	27	30,0	0,05	19	32,0	FAZENDA MÃE RAINHA
24,98	30	0,1	16,94	26	0,1	0,79	24	0,5	0,14	31	15,0	0,18	33	7,0	0,22	32	3,0	0,04	33	67,0	-0,10	26	85,0	FAZENDA SÃO JORGE
25,38	23	0,1	19,62	18	0,1	0,02	20	49,0	0,39	23	0,5	0,07	25	28,0	0,20	25	4,0	-0,01	26	44,0	0,08	18	22,0	FAZENDA MÃE RAINHA
29,86	27	0,1	20,53	21	0,1	0,30	21	15,0	0,30	27	1,0	0,10	28	21,0	0,15	28	9,0	-0,05	29	24,0	0,11	21	15,0	FAZENDA MÃE RAINHA
24,37	26	0,1	16,34	20	0,1	0,49	20	5,0	0,29	26	1,0	0,01	28	46,0	0,19	28	5,0	-0,03	29	33,0	0,07	21	26,0	FAZENDA MÃE RAINHA
25,69	26	0,1	17,93	21	0,1	0,22	21	23,0	0,42	26	0,1	0,19	28	6,0	0,09	27	21,0	-0,03	28	32,0	0,02	20	43,0	FAZENDA MÃE RAINHA
23,25	25	0,1	14,48	21	0,1	1,19	21	0,1	0,02	25	47,0	0,21	27	5,0	0,10	25	20,0	-0,06	26	23,0	-0,23	19	99,0	ESTÂNCIA DO BOLSO
22,67	25	0,1	18,24	21	0,1	0,24	22	21,0	0,30	26	1,0	0,10	28	22,0	0,04	28	37,0	-0,02	29	36,0	0,01	21	46,0	FAZENDA MÃE RAINHA
27,16	22	0,1	16,39	17	0,1	0,26	16	19,0	0,25	20	3,0	0,06	21	33,0	0,11	21	16,0	-0,02	21	39,0	0,26	16	1,0	VACACÁI
19,63	30	0,1	16,21	25	0,1	0,59	24	2,0	0,04	30	40,0	0,13	32	14,0	0,21	31	3,0	-0,01	32	42,0	0,01	24	45,0	FAZENDA SÃO JORGE
17,07	26	0,1	14,82	20	0,1	0,73	21	1,0	0,17	26	10,0	0,14	28	13,0	-0,02	27	58,0	0,05	29	72,0	0,03	20	39,0	FAZENDA MÃE RAINHA
22,17	34	0,1	13,37	31	0,1	0,74	29	0,5	0,20	35	7,0	0,26	36	2,0	0,14		10,0	-0,08		14,0	-0,10	26	83,0	ESTÂNCIA TAMANCA
29,02	23	0,1	23,14	18	0,1	0,23	17	22,0	-0,04	22	64,0	0,02	24	43,0	0,01	24	48,0	-0,03	24	35,0	-0,21	17	98,0	ESTÂNCIA DO SALSO
19,06	29	0,1	12,86	24	0,1	0,67	23	1,0	0,08	29	29,0	0,19	31	6,0	0,20	30	4,0	-0,01	32	43,0	0,05	23	33,0	FAZENDA SÃO JORGE
18,18	29	0,1	14,48	24	0,1	0,46	23	6,0	0,15	29	13,0	0,11	31	20,0	0,27	30	1,0	-0,01	32	45,0	-0,13	23	90,0	FAZENDA SÃO JORGE
21,48	30	0,1	12,04	25	0,1	0,82	23	0,5	0,32	30	1,0	0,35	32	0,5	0,07		29,0	0,01		56,0	-0,02	20	57,0	CABANHA DOM VITOR
21,95	26	0,1	18,01	21	0,1	0,42	21	7,0	0,12	26	18,0	0,05	28	36,0	-0,04	28	66,0	-0,01	29	42,0	0,16	21	7,0	FAZENDA MÃE RAINHA
24,07	29	0,1	17,04	25	0,1	0,08	24	40,0	0,00	29	54,0	0,39	31	0,5	0,17	31	6,0	-0,02	32	37,0	-0,06	24	72,0	FAZENDA SÃO JORGE
18,32	25	0,1	14,51	21	0,1	0,38	21	10,0	0,40	25	0,1	0,08	27	26,0	0,14	27	11,0	-0,05	28	27,0	-0,09	20	81,0	FAZENDA MÃE RAINHA
22,71	30	0,1	11,01	26	0,1	0,35	25	12,0	0,47	30	0,1	0,32	32	1,0	0,14		10,0	0,00		50,0	0,16	21	6,0	ESTÂNCIA TAMANCA
24,80	29	0,1	10,79	25	0,1	0,97	25	0,1	0,40	30	0,5	0,37	32	0,5	0,09		22,0	0,00		48,0	0,27	20	0,5	ESTÂNCIA TAMANCA
21,06	25	0,1	15,56	20	0,1	0,57	20	2,0	0,45	26	0,1	0,15	28	12,0	0,08	28	24,0	0,03	29	63,0	0,19	20	3,0	FAZENDA MÃE RAINHA
15,20	29	0,5	9,62	25	0,1	0,71	23	1,0	0,39	30	0,5	0,35	31	0,5	0,10		19,0	0,04		67,0	-0,40	19	99,0	CABANHA DOM VITOR
20,49	29	0,1	8,26	25	0,5	0,85	25	0,5	0,39	30	0,5	0,37	32	0,5	0,14		12,0	0,00		51,0	0,29	21	0,5	ESTÂNCIA TAMANCA
14,03	29	0,5	10,86	25	0,1	0,74	24	1,0	0,08	30	30,0	0,13	32	15,0	0,20	31	4,0	0,14	33	96,0	-0,32	24	99,0	FAZENDA SÃO JORGE
19,44	26	0,1	11,04	21	0,1	0,69	21	1,0	0,04	25	39,0	0,19	27	7,0	0,01	25	47,0	0,06	26	78,0	0,02	20	42,0	ESTÂNCIA DO BOLSO
17,69	29	0,1	9,76	25	0,1	0,96	24	0,1	0,45	30	0,1	0,19	32	6,0	0,10		19,0	-0,02		37,0	0,03	19	40,0	CABANHA DOM VITOR
20,64	30	0,1	8,18	26	0,5	1,35	27	0,1	0,25	32	3,0	0,31	34	1,0	0,06		32,0	0,02		58,0	0,00	20	52,0	ESTÂNCIA TAMANCA

HEREFORD TOUROS JOVENS - TOP 10%

Reg	Nome	Nasc.	Livro	Pai	IQG	%	Peso ao Nascer			Peso à Desmama Materno			Peso à Desmama Direto			Total Materno	
							DEP	AC	%	DEPm	AC	%	DEPd	AC	%	DEP	%
n264926	SJ T124	2020	PC	SJ R162	2,9	0,5	0,66	27	91,0	5,39	14	0,5	5,14	27	7,0	7,96	0,1
n265339	DOM VITOR TOYOTA 931	2020	PC	DOM VITOR XEROX 653	2,9	0,5	2,15	27	99,0	5,58	12	0,5	7,32	29	2,0	9,23	0,1
n265919	TAMANCA R142	2020	PC	TAMANCA KAMIKAZE 0010	2,9	0,5	1,37	26	99,0	-0,20	14	54,0	13,21	29	0,1	6,41	0,5
n264906	SJ T054	2020	PC	SJ R082	2,9	0,5	-0,23	27	30,0	4,32	13	2,0	5,64	29	5,0	7,14	0,5
n264929	SJ T132	2020	PC	SJ R082	2,9	0,5	-0,33	27	23,0	4,76	13	1,0	5,61	29	5,0	7,56	0,1
n265357	DOM VITOR SOBERANO 967	2020	PC	DOM VITOR SOBERANO 411	2,9	0,5	0,60		89,0	3,91	16	3,0	7,19	29	2,0	7,51	0,1
n264927	SJ T128	2020	PC	SJ R082	2,8	0,5	-0,26	28	28,0	1,85	14	19,0	8,09	30	1,0	5,89	1,0
n264555	SJ T156	2020	PC	SJ R082	2,8	0,5	-0,35		22,0	5,76		0,5	3,33		17,0	7,43	0,5
n265351	DOM VITOR FRONTIER 955	2020	PC	TH FRONTIER 174E	2,8	0,5	0,30	28	72,0	0,72	11	36,0	7,15	29	2,0	4,29	4,0
n264553	SJ T152	2020	PC	SJ R082	2,8	0,5	-0,14	28	37,0	3,95	14	3,0	6,29	29	3,0	7,10	0,5
n265224	MÃE RAINHA Z III MURMULLO EXPLORER	2020	PC	TH 529B 145Y EXPLORER 44D	2,7	0,5	0,37	23	77,0	1,61	11	22,0	5,77	26	5,0	4,49	3,0
n267785	DO BOLSO U013	2020	PC	TAMANCA ALABAMA N003 FIV	2,7	0,5	-0,52	24	13,0	0,01	13	50,0	11,33	25	0,1	5,67	1,0
n269493	SJ T188	2020	PC	SJ R082	2,7	0,5	0,01	26	49,0	4,63	13	1,0	5,58	27	5,0	7,42	0,5
255803	DOM VITOR LAGUNERO 209	2020	PO	CHUBUTENSE 243 MTG 3028TE	2,6	0,5	-0,05	23	45,0	1,21	11	28,0	7,53	27	1,0	4,98	2,0
n265972	TAMANCA R198	2020	PC	RINCAO 2419	2,6	0,5	1,90	31	99,0	0,21	16	46,0	8,24	33	1,0	4,33	4,0
n266717	DOM VITOR SOBERANO 1019	2020	PC	DOM VITOR SOBERANO 411	2,6	0,5	0,53	28	86,0	3,83	17	3,0	4,92	31	8,0	6,29	0,5
n265359	DOM VITOR GROSSO 971	2020	PC	DOM VITOR XEROX 643	2,6	1,0	1,66	27	99,0	0,81	14	35,0	8,09	28	1,0	4,85	2,0
n265946	TAMANCA R171	2020	PC	TAMANCA O138	2,5	1,0	0,16	27	62,0	5,16	15	1,0	3,37	29	17,0	6,85	0,5
n265955	TAMANCA R181	2020	PC	RINCAO 2419	2,5	1,0	1,07	31	99,0	2,22	17	14,0	6,24	34	4,0	5,34	1,0
n265906	TAMANCA R129	2020	PC	TAMANCA M166	2,5	1,0	0,75	28	94,0	5,68	13	0,5	0,11	30	51,0	5,74	1,0
n267764	DO BOLSO U065	2020	PC	TAMANCA ALABAMA N003 FIV	2,5	1,0	-0,10	26	40,0	0,04	15	49,0	10,58	27	0,1	5,33	1,0
n265256	SJ T036	2020	PC	SJ R082	2,5	1,0	-0,24	27	29,0	3,23	13	6,0	4,70	28	9,0	5,58	1,0
255273	CANOA MIRIM 171	2020	PO	HORMIGA FULECO 7	2,5	1,0	-0,18	26	34,0	1,17	10	29,0	8,23	28	1,0	5,29	1,0
265312	DO BOLSO U097	2020	PC	LA PIEDRA EDITOR LORD TE	2,4	1,0	0,73	22	93,0	-5,30	9	99,0	18,38	24	0,1	3,89	6,0
n264919	SJ T106	2020	PC	SJ R082	2,4	1,0	-0,57	27	11,0	4,45	14	2,0	3,29	28	18,0	6,09	1,0
n267761	DO BOLSO U041	2020	PC	TAMANCA ALABAMA N003 FIV	2,4	1,0	0,61	25	89,0	0,82	13	35,0	8,55	26	1,0	5,10	2,0
n265275	SJ T134	2020	PC	SJ M060	2,4	1,0	-0,04	27	45,0	1,80	14	19,0	4,33	29	11,0	3,96	5,0
n264925	SJ T120	2020	PC	SJ R082	2,4	1,0	-0,26	28	29,0	4,51	12	2,0	3,09	29	19,0	6,05	1,0
256034	TAMANCA O RENGO R062	2020	PO	TAMANCA KAMIKAZE 0001	2,3	1,0	1,46	27	99,0	0,27	15	45,0	8,79	29	1,0	4,67	3,0
n264007	SJ T048	2020	PC	ANCARES FORC BOOMER 22 TE	2,3	1,0	0,33	27	75,0	1,94	11	18,0	7,39	28	2,0	5,63	1,0

Peso ao Sobreano			Ganho Pós-Desmama			Perímetro Escrotal ao Sobreano			Musculatura			Estatura			Estrutura Corporal			Umbigo / Prepúcio			Pigmentação Ocular			Propriedade
DEP	AC	%	DEP	AC	%	DEP	AC	%	DEP	AC	%	DEP	AC	%	DEP	AC	%	DEP	AC	%	DEP	AC	%	
13,60	27	1,0	10,66	23	0,1	0,70	23	1,0	0,02	28	47,0	0,11	31	20,0	0,16	30	8,0	0,01	31	55,0	0,16	22	7,0	FAZENDA SÃO JORGE
15,79	30	0,5	10,19	25	0,1	0,46	24	6,0	0,13	31	18,0	0,39	33	0,1	-0,02	22	60,0	0,17	23	98,0	-0,39	20	99,0	CABANHA DOM VITOR
20,11	29	0,1	7,30	25	1,0	0,80	26	0,5	0,29	30	1,0	0,30	33	1,0	0,07		29,0	0,00		51,0	0,26	20	1,0	ESTÂNCIA TAMANCA
17,52	29	0,1	13,73	24	0,1	0,10	23	37,0	0,05	29	36,0	0,20	31	6,0	0,15	30	9,0	-0,01	32	43,0	-0,24	23	99,0	FAZENDA SÃO JORGE
15,12	29	0,5	10,81	24	0,1	0,02	23	49,0	0,21	29	6,0	0,08	31	28,0	0,22	31	3,0	-0,02	32	39,0	-0,02	24	56,0	FAZENDA SÃO JORGE
14,83	30	0,5	8,93	26	0,1	0,48	25	5,0	0,32	31	1,0	0,23	32	3,0	0,01		49,0	-0,02		37,0	0,04	18	36,0	CABANHA DOM VITOR
19,56	29	0,1	13,67	24	0,1	0,21	24	24,0	0,07	29	31,0	0,19	31	7,0	0,06	30	31,0	0,11	31	92,0	-0,30	24	99,0	FAZENDA SÃO JORGE
12,48	28	1,0	11,00	22	0,1	0,96	22	0,1	0,07	27	31,0	0,29	28	1,0	0,19	28	4,0	0,00	31	48,0	0,16	24	7,0	FAZENDA SÃO JORGE
14,08	30	0,5	7,81	24	0,5	0,83	22	0,5	0,50	30	0,1	0,11	32	19,0	0,18	23	5,0	-0,03	26	34,0	0,25	20	1,0	CABANHA DOM VITOR
15,24	29	0,5	10,59	25	0,1	0,67	23	1,0	0,04	30	41,0	0,20	32	5,0	0,14	31	12,0	0,11	32	92,0	0,13	24	11,0	FAZENDA SÃO JORGE
18,00	26	0,1	15,65	20	0,1	-0,29	21	86,0	0,12	26	18,0	-0,01	28	55,0	0,00	28	53,0	-0,01	29	41,0	0,03	20	39,0	FAZENDA MÃE RAINHA
19,40	25	0,1	10,07	21	0,1	0,42	21	8,0	0,20	25	7,0	0,22	26	4,0	0,08	25	25,0	-0,10	25	10,0	-0,19	19	97,0	ESTANCIA DO BOLSO
15,51	26	0,5	11,39	21	0,1	0,45		6,0	0,02	25	46,0	0,23	26	3,0	0,26	27	1,0	0,03	27	62,0	0,20	22	3,0	FAZENDA SÃO JORGE
14,36	27	0,5	7,89	22	0,5	0,80	20	0,5	0,32	27	1,0	0,20	29	6,0	0,17		6,0	0,00		47,0	0,09	19	20,0	CABANHA DOM VITOR
18,18	33	0,1	11,97	29	0,1	0,49	30	5,0	0,13	34	17,0	0,18	35	7,0	0,10		18,0	-0,08		16,0	0,00	25	52,0	ESTÂNCIA TAMANCA
12,17	31	1,0	9,11	27	0,1	0,64	26	1,0	0,24	31	3,0	0,24	33	3,0	0,07		29,0	-0,03		35,0	0,21	21	2,0	CABANHA DOM VITOR
15,21	28	0,5	8,27	24	0,5	0,51	23	4,0	0,34	29	0,5	0,17	31	9,0	0,00		53,0	-0,01		42,0	-0,14	19	92,0	CABANHA DOM VITOR
9,16	30	4,0	7,78	26	0,5	0,25	27	20,0	0,42	31	0,1	0,19	33	7,0	0,05		34,0	-0,02		40,0	-0,05	22	68,0	ESTÂNCIA TAMANCA
12,09	34	1,0	6,33	31	1,0	0,68	30	1,0	0,40	35	0,5	0,18	36	7,0	0,14		10,0	-0,08		15,0	-0,05	26	70,0	ESTÂNCIA TAMANCA
5,28	31	17,0	5,58	27	3,0	0,58	26	2,0	0,50	31	0,1	0,00	33	51,0	0,10		19,0	0,00		48,0	0,07	21	24,0	ESTÂNCIA TAMANCA
18,48	27	0,1	9,39	23	0,1	0,82	24	0,5	-0,02	28	58,0	0,22	30	4,0	0,05	28	34,0	-0,09	29	11,0	0,12	22	13,0	ESTÂNCIA DO BOLSO
14,30	29	0,5	11,32	24	0,1	0,48	23	5,0	0,05	29	38,0	0,16	31	11,0	0,00	30	50,0	0,10	32	90,0	0,12	23	12,0	FAZENDA SÃO JORGE
15,56	27	0,5	8,35	22	0,5	0,34	21	12,0	0,16	26	12,0	0,05	28	37,0	0,15	27	9,0	0,05	26	74,0	0,12	20	12,0	ESTÂNCIA DO SALSO
28,35	25	0,1	9,84	17	0,1	0,57	21	2,0	-0,18	27	93,0	0,19	29	7,0	0,15	28	9,0	0,01	30	54,0	0,03	20	37,0	ESTÂNCIA DO BOLSO
12,18	28	1,0	10,83	23	0,1	0,23	23	22,0	0,03	29	44,0	0,07	31	29,0	0,06	30	30,0	0,00	31	49,0	-0,01	23	53,0	FAZENDA SÃO JORGE
14,89	26	0,5	6,68	21	1,0	0,93	21	0,1	0,15	25	13,0	0,17	27	9,0	0,10	25	20,0	0,09	26	86,0	0,15	20	8,0	ESTÂNCIA DO BOLSO
14,92	29	0,5	13,56	25	0,1	0,50	24	4,0	0,00	30	53,0	0,17	32	9,0	0,11	31	16,0	-0,03	32	32,0	-0,05	24	69,0	FAZENDA SÃO JORGE
12,08	29	1,0	10,27	24	0,1	0,27		18,0	0,04	29	41,0	0,09	31	24,0	0,05	30	36,0	0,10	32	89,0	-0,18	23	96,0	FAZENDA SÃO JORGE
14,74	29	0,5	8,68	25	0,5	0,64	27	1,0	0,29	30	1,0	0,36	32	0,5	-0,02		59,0	-0,02		39,0	0,26	22	1,0	ESTÂNCIA TAMANCA
13,82	27	0,5	8,33	22	0,5	0,66	19	1,0	0,10	27	24,0	0,26	29	2,0	0,14	29	10,0	-0,08	30	13,0	0,26	22	1,0	FAZENDA SÃO JORGE

HEREFORD TOUROS JOVENS - TOP 10%

Reg	Nome	Nasc.	Livro	Pai	IQG	%	Peso ao Nascer			Peso à Desmama Materno			Peso à Desmama Direto			Total Materno	
							DEP	AC	%	DEPm	AC	%	DEPd	AC	%	DEP	%
255987	TAMANCA NICACO R009	2020	PO	TAMANCA ALABAMA N004 FIV	2,3	1,0	2,30	28	99,0	-0,03	15	50,0	11,77	30	0,1	5,85	1,0
n264739	SFX 2299	2020	PC	RECOLUTA BALAZO T 214	2,3	1,0	0,05	25	53,0	1,87	12	18,0	4,19	27	12,0	3,97	5,0
n264565	SJ T180	2020	PC	SJ R082	2,3	1,0	-0,20	28	32,0	1,38	14	25,0	5,34	30	6,0	4,05	5,0
n265337	DOM VITOR TOYOTA 927	2020	PC	DOM VITOR XEROX 653	2,3	1,0	1,76	28	99,0	1,65	13	21,0	9,28	30	0,5	6,29	0,5
255660	SANTA RITA MAUA ROGER DO PONTAL PD796	2020	PO	MAUÁ ROGER DO PONTAL 4297	2,2	1,0	1,49		99,0	3,37	18	5,0	6,77	30	2,0	6,75	0,5
n265910	TAMANCA R133	2020	PC	TAMANCA KAMIKAZE O010	2,2	1,0	1,96	26	99,0	0,75	15	36,0	9,69	29	0,5	5,60	1,0
n265956	TAMANCA R182	2020	PC	TAMANCA O138	2,2	1,0	0,05	27	53,0	3,55	14	4,0	6,07	30	4,0	6,59	0,5
255274	CANOA MIRIM 174	2020	PO	HORMIGA FULECO 7	2,2	1,0	-1,02	26	1,0	0,88	11	33,0	5,01	27	7,0	3,39	8,0
n265890	TAMANCA R107	2020	PC	GUAICOS X1040 TE	2,2	1,0	-0,10	29	41,0	2,53	17	11,0	7,05	31	2,0	6,06	1,0
n266001	TAMANCA R228	2020	PC	TAMANCA I118	2,2	1,0	-0,67	28	8,0	1,63	16	22,0	3,10	30	19,0	3,19	10,0
255664	SANTA RITA MAUA ROGER DO PONTAL PD805	2020	PO	MAUÁ ROGER DO PONTAL 4297	2,2	2,0	1,44		99,0	3,61	18	4,0	6,03	31	4,0	6,63	0,5
n265274	SJ T126	2020	PC	SJ M060	2,2	2,0	-0,14	27	37,0	2,67	14	10,0	3,10	29	19,0	4,22	4,0
255270	CANOA MIRIM 208	2020	PO	CANOA MIRIM 26	2,1	2,0	0,82	18	95,0	-2,60	10	89,0	11,32	21	0,1	3,06	11,0
n266712	DOM VITOR GROSSO 1009	2020	PC	DOM VITOR XEROX 643	2,1	2,0	0,58	27	88,0	0,40	14	42,0	6,36	28	3,0	3,58	7,0
n265267	SJ T092	2020	PC	SJ M060	2,1	2,0	0,02	27	51,0	2,78	14	9,0	4,61	29	9,0	5,08	2,0
n264539	SJ T094	2020	PC	ANCARES FORC BOOMER 22 TE	2,1	2,0	0,00	27	49,0	2,55	12	11,0	2,59	29	23,0	3,84	6,0
n264690	SFX 2307	2020	PC	MAUÁ RELEASE DO PONTAL 2973	2,1	2,0	0,76	27	94,0	0,40	16	42,0	8,61	29	1,0	4,71	3,0
n264712	SFX 2267	2020	PC	RECOLUTA BALAZO T 214	2,1	2,0	0,02	26	51,0	3,23	12	6,0	1,55	27	34,0	4,00	5,0
264946	SÃO PEDRO EI40	2020	PC	BELVISTA 2488	2,1	2,0	-0,10	23	41,0	-0,06	14	51,0	8,14	26	1,0	4,01	5,0
n264012	SJ T062	2020	PC	ANCARES FORC BOOMER 22 TE	2,0	2,0	0,15	27	61,0	-1,89	13	82,0	7,89	29	1,0	2,06	20,0
n264540	SJ T098	2020	PC	SJ M060	2,0	2,0	-0,09	26	41,0	0,66	12	37,0	5,81	28	5,0	3,56	7,0
n265346	DOM VITOR TOYOTA 945	2020	PC	DOM VITOR XEROX 653	2,0	2,0	1,10	27	99,0	-0,15	12	53,0	9,83	29	0,5	4,77	2,0
n265999	TAMANCA R226	2020	PC	TAMANCA KAMIKAZE O010	2,0	2,0	1,93	26	99,0	0,64	14	38,0	9,53	29	0,5	5,40	1,0
n266718	DOM VITOR SOBERANO 1021	2020	PC	DOM VITOR SOBERANO 411	2,0	2,0	0,32	27	74,0	3,95	16	3,0	0,73	29	43,0	4,32	4,0
n264932	SJ T138	2020	PC	SJ R082	2,0	2,0	-0,34	28	23,0	0,88	13	33,0	8,19	29	1,0	4,97	2,0
n264016	SJ T074	2020	PC	ANCARES FORC BOOMER 22 TE	2,0	2,0	0,18	27	64,0	-0,61	11	61,0	8,90	29	0,5	3,84	6,0
n265968	TAMANCA R194	2020	PC	RINCAO 2419	2,0	2,0	0,69	31	92,0	3,54	16	4,0	2,43	34	25,0	4,75	3,0
n265349	DOM VITOR SOBERANO 951	2020	PC	DOM VITOR SOBERANO 411	2,0	2,0	0,09	28	56,0	3,09	16	7,0	3,85	30	14,0	5,02	2,0
256024	TAMANCA NICACO R051	2020	PO	TAMANCA ALABAMA N004 FIV	2,0	2,0	1,30	28	99,0	0,16	14	47,0	11,61	30	0,1	5,96	1,0
n264923	SJ T118	2020	PC	SJ R082	2,0	3,0	-0,17	28	35,0	2,92	13	8,0	3,66	29	15,0	4,75	3,0

Peso ao Sobreano			Ganho Pós-Desmama			Perímetro Escrotal ao Sobreano			Musculatura			Estatura			Estrutura Corporal			Umbigo / Prepúcio			Pigmentação Ocular			Propriedade
DEP	AC	%	DEP	AC	%	DEP	AC	%	DEP	AC	%	DEP	AC	%	DEP	AC	%	DEP	AC	%	DEP	AC	%	
18,65	31	0,1	7,64	27	0,5	0,36	27	11,0	0,19	31	7,0	0,37	33	0,5	0,03		42,0	-0,04		28,0	-0,07	22	76,0	ESTÂNCIA TAMANCA
13,08	27	1,0	11,11	21	0,1	0,61	20	2,0	0,09	27	27,0	0,15	29	11,0	0,11	29	16,0	-0,02	30	37,0	0,05	22	31,0	ESTÂNCIA SÃO FRANCISCO XAVIER
15,11	30	0,5	11,63	25	0,1	0,19	24	26,0	0,12	30	19,0	0,13	31	14,0	0,10	31	19,0	-0,01	32	44,0	-0,02	24	60,0	FAZENDA SÃO JORGE
15,01	30	0,5	6,04	25	2,0	0,24	24	21,0	0,34	30	0,5	0,33	32	0,5	0,06		30,0	0,01		56,0	-0,32	20	99,0	CABANHA DOM VITOR
10,53	31	2,0	4,12	26	8,0	0,58	24	2,0	0,11	31	21,0	-0,03	33	61,0	0,22	26	2,0	0,08	29	83,0	-0,01	26	54,0	FAZENDA SANTA RITA
14,55	30	0,5	4,74	26	5,0	0,74	26	1,0	0,24	31	3,0	0,26	33	2,0	0,15		10,0	0,00		50,0	0,25	21	1,0	ESTÂNCIA TAMANCA
8,66	30	5,0	1,97	26	25,0	0,73	26	1,0	0,44	31	0,1	0,18	33	7,0	0,03		41,0	-0,02		40,0	0,14	22	9,0	ESTÂNCIA TAMANCA
14,59	27	0,5	12,48	22	0,1	0,11	21	36,0	0,16	26	12,0	0,16	28	10,0	0,09	28	23,0	-0,09	27	13,0	0,09	21	20,0	ESTÂNCIA DO SALSO
11,11	32	2,0	3,52	28	11,0	0,55	27	3,0	0,44	32	0,1	0,29	34	1,0	0,03		42,0	-0,03		36,0	-0,03	23	62,0	ESTÂNCIA TAMANCA
9,95	31	3,0	9,63	27	0,1	-0,02	27	55,0	0,50	32	0,1	0,09	34	24,0	-0,02		60,0	-0,04		29,0	-0,05	20	69,0	ESTÂNCIA TAMANCA
9,92	31	3,0	4,19	26	7,0	0,53	25	3,0	0,14	31	15,0	0,05	33	35,0	0,19	26	5,0	0,07	29	81,0	-0,12	26	88,0	FAZENDA SANTA RITA
10,71	29	2,0	9,01	25	0,1	0,68	23	1,0	0,06	30	34,0	0,06	32	31,0	0,22	31	2,0	-0,03	32	32,0	-0,23	24	99,0	FAZENDA SÃO JORGE
18,42	20	0,1	9,17	17	0,1	0,72	16	1,0	0,00	20	52,0	0,18	22	8,0	0,09	22	22,0	-0,04	22	30,0	-0,16	15	93,0	ESTÂNCIA DO SALSO
11,56	29	1,0	6,40	24	1,0	0,64	23	1,0	0,28	29	1,0	0,15	31	12,0	-0,01		57,0	-0,03		36,0	-0,12	19	88,0	CABANHA DOM VITOR
12,10	29	1,0	8,84	25	0,1	0,08	23	41,0	0,15	30	12,0	0,12	32	17,0	-0,01	31	56,0	0,00	32	51,0	0,06	24	30,0	FAZENDA SÃO JORGE
10,76	29	2,0	11,01	24	0,1	0,62	22	2,0	0,06	29	33,0	0,21	31	4,0	0,06	30	29,0	0,06	31	77,0	0,18	23	4,0	FAZENDA SÃO JORGE
14,41	29	0,5	6,90	24	1,0	0,51	24	4,0	0,13	29	17,0	0,14	30	14,0	0,09	30	23,0	-0,05	30	25,0	-0,15	23	92,0	ESTÂNCIA SÃO FRANCISCO XAVIER
8,23	27	6,0	8,29	21	0,5	0,62	20	2,0	0,21	27	5,0	-0,13	29	87,0	0,26	29	1,0	-0,02	30	37,0	-0,22	22	98,0	ESTÂNCIA SÃO FRANCISCO XAVIER
15,28	25	0,5	9,25	21	0,1	0,54	20	3,0	0,14	26	15,0	0,27	27	2,0	0,15	27	9,0	0,02	28	57,0	0,14	21	8,0	FAZENDA SÃO PEDRO
14,49	28	0,5	9,34	22	0,1	0,48	20	5,0	0,05	28	37,0	0,00	29	50,0	0,10	29	20,0	-0,08	30	14,0	0,22	23	2,0	FAZENDA SÃO JORGE
14,87	29	0,5	11,89	24	0,1	-0,18	23	75,0	0,05	29	37,0	0,12	31	17,0	0,08	30	25,0	-0,03	32	32,0	0,17	23	5,0	FAZENDA SÃO JORGE
16,51	29	0,1	8,92	25	0,1	0,14	22	33,0	0,08	30	27,0	0,30	32	1,0	0,00		53,0	0,03		63,0	-0,28	18	99,0	CABANHA DOM VITOR
16,27	30	0,5	7,46	26	0,5	0,39	26	9,0	0,17	30	10,0	0,48	32	0,1	0,14		10,0	0,00		48,0	0,13	21	10,0	ESTÂNCIA TAMANCA
5,12	30	18,0	5,55	26	3,0	0,44	25	7,0	0,44	31	0,1	-0,07	33	73,0	0,05		33,0	-0,02		37,0	0,01	20	47,0	CABANHA DOM VITOR
15,61	29	0,5	8,75	24	0,5	-0,19	22	76,0	0,06	29	34,0	0,08	31	26,0	0,08	31	23,0	-0,01	32	42,0	-0,26	24	99,0	FAZENDA SÃO JORGE
17,58	29	0,1	11,58	23	0,1	-0,40	20	93,0	0,13	29	17,0	0,18	30	8,0	0,20	30	4,0	-0,08	31	15,0	0,08	23	21,0	FAZENDA SÃO JORGE
7,04	34	10,0	5,68	30	2,0	0,64	30	1,0	0,27	34	2,0	0,11	36	20,0	0,16		7,0	-0,09		11,0	0,01	27	46,0	ESTÂNCIA TAMANCA
7,86	31	7,0	5,26	26	3,0	0,28	24	17,0	0,31	31	1,0	-0,07	33	72,0	0,04		37,0	-0,02		40,0	0,05	19	34,0	CABANHA DOM VITOR
15,27	31	0,5	4,41	27	6,0	0,42	26	8,0	0,29	31	1,0	0,43	33	0,1	0,07		27,0	-0,02		41,0	0,09	23	19,0	ESTÂNCIA TAMANCA
10,46	29	2,0	7,27	25	1,0	0,37		11,0	0,04	29	39,0	0,03	31	40,0	0,08	31	25,0	0,10	32	90,0	-0,11	24	86,0	FAZENDA SÃO JORGE

HEREFORD TOUROS JOVENS - TOP 10%

Reg	Nome	Nasc.	Livro	Pai	IQG	%	Peso ao Nascer			Peso à Desmama Materno			Peso à Desmama Direto			Total Materno	
							DEP	AC	%	DEPm	AC	%	DEPd	AC	%	DEP	%
n265980	TAMANCA R206	2020	PC	RINCAO 2419	2,0	3,0	1,51	31	99,0	4,52	17	2,0	6,18	33	4,0	7,61	0,1
n267754	DO BOLSO U021	2020	PC	TAMANCA ALABAMA N003 FIV	1,9	3,0	-0,33	25	24,0	2,41	15	12,0	7,50	26	1,0	6,16	1,0
n266713	DOM VITOR GROSSO I011	2020	PC	DOM VITOR XEROX 643	1,9	3,0	1,94	27	99,0	0,69	14	37,0	10,53	29	0,5	5,95	1,0
n267828	SINUELO 687 CAUDILHO SHANON	2020	PC	SINUELO 475 CAUDILHO	1,9	3,0	0,13	18	60,0	0,30	10	44,0	7,80	19	1,0	4,20	4,0
n265960	TAMANCA R186	2020	PC	TAMANCA M166	1,9	3,0	0,15	28	61,0	4,91	14	1,0	-0,19	30	54,0	4,81	2,0
n266194	SANTA TEREZA P3702	2020	PC	HORMIGA FULECO 7	1,9	3,0	0,09	29	57,0	2,12	12	15,0	2,22	30	27,0	3,23	9,0
255670	SANTA RITA MAUA ROGER DO PONTAL PD837	2020	PO	MAUÁ ROGER DO PONTAL 4297	1,9	3,0	0,41		80,0	5,96	17	0,5	1,80	29	31,0	6,86	0,5
255808	DOM VITOR LAGUNERO 221	2020	PO	CHUBUTENSE 243 MTG 3028TE	1,9	3,0	-0,15	24	37,0	0,32	11	44,0	4,11	27	12,0	2,38	17,0
256016	TAMANCA O RENG0 R041	2020	PO	TAMANCA KAMIKAZE O001	1,9	3,0	0,51		85,0	0,76		36,0	10,84		0,1	6,18	1,0
n267747	DO BOLSO U007	2020	PC	TAMANCA ALABAMA N003 FIV	1,9	3,0	-0,56	25	11,0	1,53	15	23,0	8,53	26	1,0	5,80	1,0
n265988	TAMANCA R214	2020	PC	TAMANCA O138	1,9	3,0	-0,76	27	5,0	3,98	15	3,0	2,78	30	22,0	5,37	1,0
n265936	TAMANCA R159	2020	PC	RINCAO 2419	1,9	3,0	0,49	33	84,0	2,10	18	16,0	6,91	34	2,0	5,55	1,0
264513	CINAMOMOS C63	2020	PC	RECLUTA T825	1,9	3,0	0,77	25	94,0	3,52	11	5,0	2,76	24	22,0	4,90	2,0
n264930	SJ T136	2020	PC	SJ R082	1,9	3,0	-0,41	27	19,0	2,91	13	8,0	1,84	29	31,0	3,83	6,0
n264619	IRAPUA T065	2020	PC	RM006H-IRAPUA2019	1,9	3,0	0,38	24	78,0	0,69	10	37,0	6,40	26	3,0	3,89	6,0
n267750	DO BOLSO U011	2020	PC	TAMANCA ALABAMA N003 FIV	1,9	3,0	0,34	24	76,0	0,64	13	38,0	11,26	25	0,1	6,27	0,5
n265300	DO BOLSO U031	2020	PC	DO BOLSO A50	1,8	3,0	0,20	27	65,0	3,75	18	4,0	4,28	29	11,0	5,88	1,0
n264771	SFX 2339	2020	PC	RECLUTA BALAZO T 214	1,8	3,0	-0,57	26	11,0	1,68	10	21,0	1,69	25	32,0	2,53	15,0
n265967	TAMANCA R193	2020	PC	TAMANCA O138	1,8	3,0	0,49	27	84,0	3,96	14	3,0	5,58	29	5,0	6,75	0,5
256027	TAMANCA O RENG0 R055	2020	PO	TAMANCA KAMIKAZE O001	1,8	4,0	0,92	27	97,0	-1,02	15	69,0	8,31	30	1,0	3,14	10,0
n264928	SJ T130	2020	PC	SJ R082	1,8	4,0	-0,85	28	3,0	4,32	14	2,0	0,42	29	47,0	4,53	3,0
n264757	SFX 2321	2020	PC	MAUÁ RELEASE DO PONTAL 2973	1,8	4,0	0,80	27	95,0	1,35	16	26,0	5,73	29	5,0	4,22	4,0
n264913	SJ T088	2020	PC	SJ R082	1,8	4,0	-0,20	28	32,0	3,76	13	4,0	0,89	29	41,0	4,21	4,0
n265904	TAMANCA R125	2020	PC	TAMANCA KAMIKAZE O010	1,8	4,0	2,14	26	99,0	0,84	14	34,0	8,85	29	0,5	5,27	1,0
263969	SJ T046	2020	PC	HORMIGA FULECO 7	1,7	4,0	-0,09	30	41,0	2,41	14	12,0	4,07	31	12,0	4,44	3,0
n265356	DOM VITOR TOYOTA 965	2020	PC	DOM VITOR XEROX 653	1,7	4,0	1,54	27	99,0	0,34	13	43,0	5,25	29	6,0	2,97	11,0
255659	SANTA RITA MAUA ROGER DO PONTAL PD789	2020	PO	MAUÁ ROGER DO PONTAL 4297	1,7	4,0	0,91		97,0	2,87	17	8,0	3,42	28	17,0	4,58	3,0
n265985	TAMANCA R211	2020	PC	TAMANCA O138	1,7	4,0	0,24	27	69,0	4,07	14	3,0	2,81	29	22,0	5,48	1,0
n265313	DO BOLSO U099	2020	PC	DO BOLSO A50	1,7	4,0	0,44	27	82,0	0,84	17	34,0	5,93	29	4,0	3,80	6,0
n264015	SJ T072	2020	PC	ANCARES FORC BOOMER 22 TE	1,7	4,0	0,01	27	50,0	-1,53	12	77,0	8,36	29	1,0	2,65	14,0

Peso ao Sobreano			Ganho Pós-Desmama			Perímetro Escrotal ao Sobreano			Musculatura			Estatura			Estrutura Corporal			Umbigo / Prepúcio			Pigmentação Ocular			Propriedade
DEP	AC	%	DEP	AC	%	DEP	AC	%	DEP	AC	%	DEP	AC	%	DEP	AC	%	DEP	AC	%	DEP	AC	%	
10,59	34	2,0	4,67	30	5,0	0,44	31	6,0	0,13	35	16,0	0,39	37	0,1	0,12		16,0	-0,07		17,0	-0,15	25	92,0	ESTÂNCIA TAMANCA
12,18	26	1,0	5,61	22	3,0	0,59	22	2,0	0,06	26	33,0	0,33	28	0,5	0,04	26	37,0	0,03	27	62,0	-0,23	20	99,0	ESTÂNCIA DO BOLSO
17,25	29	0,1	7,11	24	1,0	0,39	24	9,0	0,04	30	39,0	0,51	32	0,1	-0,02		59,0	0,00		48,0	-0,39	20	99,0	CABANHA DOM VITOR
15,02	20	0,5	8,21	17	0,5	0,04	17	47,0	0,12	21	19,0	0,23	23	3,0	0,18	23	6,0	-0,22	23	0,5	0,04	15	35,0	FAZENDA SINUELO
4,67	31	20,0	5,41	27	3,0	0,46	26	6,0	0,30	31	1,0	-0,05	33	66,0	0,10		18,0	-0,01		43,0	-0,15	22	93,0	ESTÂNCIA TAMANCA
7,25	30	9,0	5,93	26	2,0	0,37	24	10,0	0,39	31	0,5	0,04	33	38,0	0,13	30	13,0	-0,05		27,0	0,16		7,0	FAZENDA SANTA TEREZA
5,09	29	18,0	3,87	25	9,0	0,49	23	5,0	0,09	29	27,0	0,08	31	27,0	0,25	24	1,0	-0,01	26	43,0	0,00	25	49,0	FAZENDA SANTA RITA
9,90	27	3,0	6,26	23	1,0	0,88	20	0,5	0,30	27	1,0	0,17	29	10,0	0,19		4,0	0,01		52,0	-0,10	19	83,0	CABANHA DOM VITOR
15,61	30	0,5	5,85	24	2,0	0,73	26	1,0	-0,06	29	71,0	0,38	31	0,5	0,01		50,0	-0,01		42,0	0,29	23	0,5	ESTÂNCIA TAMANCA
13,01	26	1,0	4,54	21	6,0	0,51	21	4,0	0,01	25	50,0	0,16	27	10,0	0,13	26	13,0	-0,08	26	13,0	0,24	20	1,0	ESTÂNCIA DO BOLSO
6,62	30	11,0	5,25	26	3,0	0,04	27	46,0	0,27	31	2,0	0,04	33	38,0	0,03		42,0	-0,01		44,0	-0,07	22	75,0	ESTÂNCIA TAMANCA
10,91	35	2,0	4,96	31	4,0	0,37	31	10,0	0,17	36	10,0	0,22	37	4,0	0,15		9,0	-0,09		12,0	-0,31	26	99,0	ESTANCIA TAMANCA
7,61	23	8,0	5,47	18	3,0	0,12	17	35,0	0,28	22	2,0	0,04	23	37,0	0,23	24	2,0	0,00	24	49,0	-0,23	18	99,0	FAZENDA CINAMOMOS
9,25	29	4,0	7,95	24	0,5	0,47	23	5,0	0,11	29	22,0	0,04	31	37,0	0,09	31	21,0	-0,02	32	40,0	-0,07	24	76,0	FAZENDA SAO JORGE
12,23	24	1,0	6,45	16	1,0	0,03	13	47,0	0,33	22	1,0	0,16	23	11,0	0,15	25	9,0	0,00	21	49,0	0,25	19	1,0	FAZENDA IRAPUÁ
16,07	25	0,5	4,96	20	4,0	0,76	21	0,5	-0,04	25	65,0	0,38	26	0,5	0,04	25	39,0	-0,10	26	9,0	0,17	19	5,0	ESTÂNCIA DO BOLSO
8,06	29	7,0	5,16	23	4,0	0,46	25	6,0	0,03	28	42,0	0,10	30	23,0	0,09	30	21,0	0,06	31	77,0	-0,15	24	93,0	ESTÂNCIA DO BOLSO
7,86	25	7,0	7,40	19	0,5	0,32	20	14,0	0,30	25	1,0	0,01	27	47,0	0,07	27	28,0	-0,02	27	39,0	0,03	20	39,0	ESTÂNCIA SÃO FRANCISCO XAVIER
9,35	30	4,0	4,19	26	7,0	0,15	26	32,0	0,25	31	3,0	0,32	33	1,0	0,04		39,0	-0,01		42,0	0,05	21	33,0	ESTÂNCIA TAMANCA
13,37	31	1,0	5,82	27	2,0	1,13	26	0,1	0,02	31	47,0	0,27	33	2,0	0,00		53,0	-0,01		43,0	0,29	22	0,5	ESTÂNCIA TAMANCA
9,30	29	4,0	10,60	25	0,1	-0,11	24	67,0	-0,04	30	66,0	0,04	32	37,0	0,14	31	10,0	0,15	32	97,0	-0,26	24	99,0	FAZENDA SÃO JORGE
10,55	29	2,0	5,28	24	3,0	0,15	24	32,0	0,26	29	2,0	0,13	31	16,0	0,14	30	12,0	-0,04	30	28,0	-0,16	23	94,0	ESTÂNCIA SÃO FRANCISCO XAVIER
8,45	29	6,0	7,60	24	0,5	0,23	23	22,0	0,13	29	18,0	0,12	31	18,0	0,12	31	16,0	0,14	32	96,0	-0,14	23	91,0	FAZENDA SÃO JORGE
15,52	29	0,5	7,13	26	1,0	0,30	25	16,0	0,11	30	20,0	0,46	32	0,1	0,14		11,0	0,00		49,0	0,05	20	32,0	ESTÂNCIA TAMANCA
10,00	31	3,0	6,89	27	1,0	-0,27	25	84,0	0,25	32	3,0	0,12	33	17,0	0,16	33	8,0	-0,06	33	20,0	0,06	26	28,0	FAZENDA SÃO JORGE
11,06	30	2,0	7,93	25	0,5	0,50	24	4,0	0,17	30	10,0	0,24	32	3,0	0,09		22,0	0,01		55,0	-0,42	19	99,0	CABANHA DOM VITOR
8,36	28	6,0	5,13	24	4,0	0,29	25	16,0	0,16	29	11,0	0,10	31	23,0	0,14	25	11,0	-0,10	28	9,0	-0,16	24	94,0	FAZENDA SANTA RITA
6,07	30	13,0	3,53	26	11,0	0,32	26	14,0	0,19	31	8,0	0,05	33	35,0	0,03		40,0	-0,02		40,0	0,16	21	7,0	ESTÂNCIA TAMANCA
11,39	29	2,0	6,38	23	1,0	0,86	24	0,5	-0,03	28	60,0	0,21	30	5,0	-0,02	30	59,0	-0,06	31	23,0	0,10	24	16,0	ESTÂNCIA DO BOLSO
13,59	28	1,0	7,51	23	0,5	0,41	20	8,0	0,14	29	15,0	0,18	30	8,0	0,17	30	7,0	-0,08	31	14,0	0,05	23	32,0	FAZENDA SÃO JORGE

HEREFORD TOUROS JOVENS - TOP 10%

Reg	Nome	Nasc.	Livro	Pai	IQG	%	Peso ao Nascer			Peso à Desmama Materno			Peso à Desmama Direto			Total Materno	
							DEP	AC	%	DEPm	AC	%	DEPd	AC	%	DEP	%
264708	SFX 2261	2020	PC	RECLUTA BALAZO T 214	1,7	4,0	0,07	26	54,0	2,72	11	10,0	1,52	27	34,0	3,48	8,0
n265348	DOM VITOR SOBERANO 949	2020	PC	DOM VITOR SOBERANO 411	1,7	4,0	0,65	28	91,0	2,49	16	12,0	2,50	31	24,0	3,74	6,0
n265925	TAMANCA R148	2020	PC	TAMANCA MI66	1,7	4,0	1,88	28	99,0	4,57	13	1,0	1,97	30	29,0	5,56	1,0
n266187	SÃO FERNANDO G059	2020	PC	SÃO FERNANDO SF VICTOR 8739	1,7	5,0	-0,07	23	43,0	1,52	11	23,0	7,25	26	2,0	5,14	2,0
n265897	TAMANCA R116	2020	PC	GUAICOS X1040 TE	1,7	5,0	0,09	29	57,0	4,04	18	3,0	5,03	32	7,0	6,56	0,5
n263995	SJ T014	2020	PC	ANCARES FORC BOOMER 22 TE	1,7	5,0	-0,36		22,0	3,14	11	7,0	1,09	28	39,0	3,69	7,0
267229	SJ T020	2020	PC	HORMIGA FULECO 7	1,7	5,0	-0,11	28	40,0	3,14	13	7,0	3,91	29	13,0	5,10	2,0
n266195	SANTA TEREZA P3706	2020	PC	MAUÁ LORD DO PONTAL 4077	1,7	5,0	0,62	27	90,0	-0,25	14	54,0	6,27	30	3,0	2,89	12,0
n266295	DON ANGELICO S51	2020	PC	DON ANGELICO I034	1,7	5,0	0,55		87,0	1,88	15	18,0	5,95	25	4,0	4,86	2,0
n265950	TAMANCA R176	2020	PC	RINCAO 2419	1,6	5,0	0,20	30	65,0	2,77	17	9,0	1,64	31	33,0	3,59	7,0
n266070	SANTA LUCIA X262	2020	PC	RMRETIRO2019-HER06	1,6	5,0	0,16		62,0	1,96	10	17,0	2,45	20	25,0	3,19	10,0
n266216	SANTA TEREZA P3800	2020	PC	RM_01_ST_2019 H	1,6	5,0	0,62	23	90,0	1,00	9	31,0	5,04	24	7,0	3,52	7,0
n265272	SJ T110	2020	PC	SJ M060	1,6	6,0	0,13	26	60,0	3,48	15	5,0	0,81	29	42,0	3,88	6,0
n265613	SÃO FERNANDO GI65	2020	PC	SÃO FERNANDO TORDO 7885	1,6	6,0	0,62	27	90,0	2,97	16	8,0	4,46	29	10,0	5,20	2,0
n265341	DOM VITOR TOYOTA 935	2020	PC	DOM VITOR XEROX 653	1,6	6,0	2,89	28	99,0	1,92	14	18,0	10,17	30	0,5	7,00	0,5
n265894	TAMANCA R113	2020	PC	TAMANCA ALABAMA N004 FIV	1,6	6,0	0,61	28	89,0	4,27	15	2,0	7,31	31	2,0	7,92	0,1
n265953	TAMANCA R179	2020	PC	RINCAO 2419	1,6	6,0	1,19	31	99,0	-0,44	15	58,0	7,03	33	2,0	3,08	10,0
n266266	DON ANGELICO S20	2020	PC	DON ANGELICO I034	1,6	6,0	0,50		85,0	1,82	14	19,0	4,39	23	10,0	4,02	5,0
n264760	SFX 2325	2020	PC	RECLUTA BALAZO T 214	1,5	6,0	-0,08	25	42,0	1,80	12	19,0	2,90	27	21,0	3,25	9,0
n264146	SJ T070	2020	PC	SJ M060	1,5	6,0	-0,06	27	44,0	2,72	14	10,0	3,75	28	14,0	4,60	3,0
255264	CANOA MIRIM 161	2020	PO	CANOA MIRIM 26	1,5	6,0	0,82	20	95,0	-0,93	11	67,0	9,62	22	0,5	3,88	6,0
n266219	SANTA TEREZA P3828	2020	PC	RM_01_ST_2019 H	1,5	6,0	0,94	23	97,0	0,73	10	36,0	2,92	25	21,0	2,20	19,0
n265355	DOM VITOR FRONTIER 963	2020	PC	TH FRONTIER 174E	1,5	6,0	-0,56	26	11,0	0,36	10	43,0	0,80	28	42,0	0,76	39,0
265302	DO BOLSO U057	2020	PC	FORC 29 F BOOMER 18L	1,5	6,0	0,14	30	61,0	5,21	23	1,0	5,81	32	5,0	8,12	0,1
255267	CANOA MIRIM 207	2020	PO	CANOA MIRIM 26	1,5	6,0	0,44	18	82,0	-2,50	11	88,0	10,81	20	0,1	2,90	12,0
256030	TAMANCA O RENG0 R058	2020	PO	TAMANCA KAMIKAZE O001	1,5	6,0	0,48	27	84,0	-1,69	14	79,0	6,24	30	4,0	1,43	28,0
255804	DOM VITOR LAGUNERO 211	2020	PO	CHUBUTENSE 243 MTG 3028TE	1,5	6,0	-0,36	24	21,0	0,56	11	39,0	3,82	27	14,0	2,47	16,0
n263991	SJ T006	2020	PC	ANCARES FORC BOOMER 22 TE	1,5	6,0	0,30	27	72,0	-0,11	11	52,0	4,59	29	9,0	2,19	19,0
n265952	TAMANCA R178	2020	PC	TAMANCA O138	1,5	7,0	0,89	27	97,0	3,65	15	4,0	3,50	29	16,0	5,40	1,0
n265887	TAMANCA R104	2020	PC	GUAICOS X1040 TE	1,5	7,0	-1,34	29	0,5	2,78	18	9,0	2,49	32	24,0	4,03	5,0

Peso ao Sobreano			Ganho Pós-Desmama			Perímetro Escrotal ao Sobreano			Musculatura			Estatura			Estrutura Corporal			Umbigo / Prepúcio			Pigmentação Ocular			Propriedade
DEP	AC	%	DEP	AC	%	DEP	AC	%	DEP	AC	%	DEP	AC	%	DEP	AC	%	DEP	AC	%	DEP	AC	%	
7,11	28	9,0	8,12	23	0,5	0,05	23	44,0	0,31	29	1,0	-0,18	31	93,0	0,38	30	0,1	-0,02	32	39,0	0,03	23	39,0	ESTANCIA SÃO FRANCISCO XAVIER
7,65	31	8,0	6,25	27	1,0	0,09	25	40,0	0,23	31	4,0	0,00	33	52,0	0,05		33,0	-0,03		35,0	0,23	20	1,0	CABANHA DOM VITOR
6,01	31	13,0	4,72	27	5,0	-0,01	26	53,0	0,27	31	2,0	-0,08	33	76,0	0,10		20,0	-0,02		40,0	-0,02	21	57,0	ESTÂNCIA TAMANCA
8,99	27	5,0	1,18	23	35,0	0,28	22	17,0	0,29	28	1,0	0,07	30	28,0	0,22	29	2,0	-0,04	30	31,0	-0,23	21	99,0	CABANHA SÃO FERNANDO
8,42	32	6,0	3,24	29	13,0	0,20	28	25,0	0,17	32	11,0	0,23	34	3,0	0,07		28,0	-0,01		42,0	-0,05	24	67,0	ESTÂNCIA TAMANCA
6,28	28	12,0	7,44	23	0,5	0,59	20	2,0	0,02	28	47,0	0,06	30	32,0	0,01	30	49,0	-0,09	31	13,0	0,13	23	11,0	FAZENDA SÃO JORGE
7,89	29	7,0	4,55	24	6,0	0,05	20	44,0	0,27	28	2,0	0,18	30	7,0	0,27	30	1,0	-0,10	30	11,0	0,19	23	3,0	FAZENDA SÃO JORGE
11,58	30	1,0	6,00	26	2,0	0,62	26	2,0	0,16	30	12,0	0,20	32	6,0	0,16	31	8,0	-0,03		32,0	-0,12		88,0	FAZENDA SANTA TEREZA
10,11	25	3,0	4,84	21	5,0	0,02	20	49,0	0,21	25	5,0	0,16	27	10,0	0,10	27	18,0	-0,02	28	40,0	0,09	20	19,0	DON ANGELICO
3,47	32	27,0	2,70	30	18,0	0,69	31	1,0	0,35	35	0,5	0,04	37	39,0	0,12		14,0	-0,09		13,0	-0,06	25	73,0	ESTÂNCIA TAMANCA
6,82	20	10,0	4,77	16	5,0	1,02	14	0,1	0,21	20	6,0	0,27	21	2,0	0,20	22	4,0	0,04	22	67,0	-0,14	15	91,0	ESTÂNCIA RETIRO DO OURO
9,07	24	4,0	4,18	21	7,0	0,14	20	33,0	0,31	26	1,0	0,08	28	26,0	0,15	27	9,0	0,00		48,0	0,02		41,0	FAZENDA SANTA TEREZA
8,43	29	6,0	8,23	25	0,5	0,15	25	31,0	-0,05	30	66,0	0,05	32	34,0	0,05	32	35,0	0,09	33	86,0	-0,15	25	92,0	FAZENDA SÃO JORGE
7,80	29	7,0	3,86	25	9,0	0,21	23	25,0	0,09	30	25,0	0,09	32	24,0	0,10	31	18,0	-0,05	32	26,0	-0,04	24	65,0	CABANHA SÃO FERNANDO
14,51	30	0,5	4,79	25	5,0	0,53	23	3,0	-0,04	30	65,0	0,61	32	0,1	0,06		30,0	0,02		59,0	-0,22	20	98,0	CABANHA DOM VITOR
8,51	31	6,0	0,27	27	48,0	0,45	27	6,0	0,06	32	34,0	0,28	34	1,0	0,08		24,0	-0,03		35,0	-0,08	22	78,0	ESTÂNCIA TAMANCA
13,25	33	1,0	7,81	30	0,5	0,35	29	11,0	0,02	34	45,0	0,25	36	2,0	0,13		13,0	-0,09		12,0	-0,27	25	99,0	ESTÂNCIA TAMANCA
8,28	23	6,0	5,16	20	4,0	-0,08	20	63,0	0,24	23	3,0	0,08	25	28,0	0,18	25	5,0	-0,02	26	39,0	0,06	18	29,0	DON ANGELICO
8,92	27	5,0	7,15	21	1,0	0,01	20	50,0	0,11	27	22,0	0,05	29	36,0	0,06	29	29,0	-0,02	30	37,0	-0,01	22	56,0	ESTANCIA SÃO FRANCISCO XAVIER
9,57	29	4,0	6,55	24	1,0	0,53	24	3,0	-0,11	29	83,0	0,18	31	8,0	0,10	30	19,0	-0,04	32	30,0	0,20	23	3,0	FAZENDA SÃO JORGE
13,01	23	1,0	4,41	19	6,0	0,00	19	52,0	0,23	23	4,0	0,21	25	5,0	0,20	25	3,0	-0,08	25	15,0	-0,07	17	75,0	ESTÂNCIA DO SALSO
7,62	25	8,0	6,10	22	2,0	0,42	20	8,0	0,31	26	1,0	0,17	28	9,0	0,14	28	11,0	-0,01		42,0	0,03		38,0	FAZENDA SANTA TEREZA
5,61	28	15,0	6,47	23	1,0	0,84	21	0,5	0,25	29	3,0	-0,04	31	65,0	0,09		23,0	-0,02		41,0	0,21	18	2,0	CABANHA DOM VITOR
10,13	32	3,0	3,18	28	14,0	-0,67	29	99,0	0,24	32	3,0	0,35	34	0,5	0,01	34	50,0	0,03	34	64,0	-0,12	27	87,0	ESTÂNCIA DO BOLSO
15,11	20	0,5	5,45	17	3,0	0,28	16	17,0	0,05	21	37,0	0,17	22	9,0	0,09	22	23,0	-0,03	23	32,0	-0,20	15	98,0	ESTÂNCIA DO SALSO
10,68	30	2,0	5,95	26	2,0	0,68	26	1,0	0,16	31	12,0	0,11	33	19,0	-0,02		59,0	-0,02		40,0	0,29	21	0,5	ESTÂNCIA TAMANCA
8,60	27	5,0	4,12	23	8,0	0,57	21	2,0	0,20	27	6,0	0,05	29	35,0	0,16		7,0	0,00		47,0	-0,17	20	95,0	CABANHA DOM VITOR
9,25	29	4,0	6,44	23	1,0	0,41	20	8,0	0,16	28	12,0	0,08	30	27,0	0,17	30	7,0	-0,09	31	13,0	-0,12	23	87,0	FAZENDA SÃO JORGE
5,30	30	17,0	2,02	26	25,0	0,52	26	4,0	0,25	31	3,0	0,29	33	1,0	0,03		43,0	-0,01		44,0	-0,19	22	97,0	ESTÂNCIA TAMANCA
3,47	32	27,0	0,66	29	42,0	0,62	28	2,0	0,33	32	1,0	0,04	34	37,0	0,07		29,0	-0,02		41,0	0,05	24	30,0	ESTÂNCIA TAMANCA

HEREFORD TOUROS JOVENS - TOP 10%

Reg	Nome	Nasc.	Livro	Pai	IQG	%	Peso ao Nascer			Peso à Desmama Materno			Peso à Desmama Direto			Total Materno	
							DEP	AC	%	DEPm	AC	%	DEPd	AC	%	DEP	%
n266294	DON ANGELICO S50	2020	PC	DON ANGELICO I034	1,5	7,0	0,55		87,0	1,35	13	26,0	4,63	22	9,0	3,66	7,0
n265934	TAMANCA R157	2020	PC	TAMANCA O138	1,5	7,0	-0,63	27	9,0	3,90	14	3,0	0,24	29	49,0	4,02	5,0
256035	TAMANCA NICACO R063	2020	PO	TAMANCA ALABAMA N004 FIV	1,5	7,0	0,80	28	95,0	-1,04	13	69,0	8,04	30	1,0	2,98	11,0
255669	SANTA RITA MAUA ROGER DO PONTAL PD836	2020	PO	MAUÁ ROGER DO PONTAL 4297	1,4	7,0	0,76		94,0	3,65	18	4,0	1,54	29	34,0	4,42	3,0
n264150	SJ T104	2020	PC	ANCARES FORC BOOMER 22 TE	1,4	7,0	-0,17	27	35,0	3,18	12	6,0	1,49	29	35,0	3,93	5,0
n265364	DOM VITOR MCM BOLT 981	2020	PC	MCM 6964 BOLT 652D	1,4	8,0	-1,19	26	1,0	2,21	10	14,0	1,88	28	30,0	3,15	10,0
n265924	TAMANCA R147	2020	PC	TAMANCA O138	1,4	8,0	0,34	27	75,0	5,61	15	0,5	2,29	29	26,0	6,75	0,5
n265938	TAMANCA R161	2020	PC	RINCAO 2419	1,4	8,0	1,28	32	99,0	-0,63	16	62,0	5,28	34	6,0	2,01	21,0
n267760	DO BOLSO U035	2020	PC	TAMANCA ALABAMA N003 FIV	1,4	8,0	-0,30	24	25,0	2,20	15	15,0	6,98	26	2,0	5,69	1,0
256032	TAMANCA O RENG0 R060	2020	PO	TAMANCA KAMIKAZE O001	1,4	8,0	0,23	27	68,0	-1,06	14	69,0	9,41	29	0,5	3,65	7,0
264948	SÃO PEDRO E34	2020	PC	MAUÁ RELEASE DO PONTAL 2973	1,4	8,0	1,27	26	99,0	0,28	15	44,0	5,50	27	6,0	3,03	11,0
255226	CANOA MIRIM 167	2020	PO	HORMIGA FULECO 7	1,4	8,0	0,24	25	68,0	-1,42	10	75,0	4,83	26	8,0	0,99	35,0
n264017	SJ T082	2020	PC	ANCARES FORC BOOMER 22 TE	1,4	8,0	0,33	26	75,0	-1,37	13	74,0	7,31	29	2,0	2,28	18,0
n264717	SFX 2273	2020	PC	MAUÁ RELEASE DO PONTAL 2973	1,4	8,0	0,51	28	85,0	-2,02	16	83,0	6,96	30	2,0	1,46	28,0
n266709	DOM VITOR GROSSO 1001	2020	PC	DOM VITOR XEROX 643	1,4	8,0	0,37	27	78,0	1,46	13	24,0	4,71	29	9,0	3,81	6,0
n266710	DOM VITOR BOOMER 1003	2020	PC	MAUA BOMMER DA CHARRUA 0504	1,4	8,0	-0,01	29	48,0	0,49	18	40,0	5,35	32	6,0	3,17	10,0
256009	TAMANCA O RENG0 R034	2020	PO	TAMANCA KAMIKAZE O001	1,4	8,0	0,86	26	96,0	-2,26	14	86,0	7,65	30	1,0	1,56	27,0
265173	CINAMOMOS C05	2020	PC	RECVLUTA L231 PATRIOTA	1,4	8,0	0,15	26	61,0	1,09	20	30,0	5,07	29	7,0	3,62	7,0
n266198	SANTA TEREZA P3714	2020	PC	HORMIGA FULECO 7	1,4	8,0	-0,80	25	4,0	-1,40	10	75,0	3,25	26	18,0	0,23	47,0
266046	SANTA TEREZA P3738	2020	PC	MAUÁ LORD DO PONTAL 4077	1,4	8,0	0,55	26	87,0	0,77	14	35,0	4,73	28	9,0	3,13	10,0
n267829	SINUELO 689 CAUDILHO OLVIDO	2020	PC	SINUELO 475 CAUDILHO	1,4	8,0	0,20	20	65,0	0,15	11	47,0	5,60	22	5,0	2,95	11,0
n265544	SANTA RITA DI06	2020	PC	RM32019/2020	1,4	8,0	0,13		60,0	-1,08	12	70,0	6,86	27	2,0	2,35	17,0
n265941	TAMANCA R164	2020	PC	RINCAO 2419	1,4	8,0	0,43	31	81,0	2,12	16	15,0	2,51	33	24,0	3,38	8,0
255276	CANOA MIRIM 190	2020	PO	CANOA MIRIM 26	1,4	9,0	0,68	15	92,0	-7,71	7	99,0	11,51	19	0,1	-1,96	80,0
255229	CANOA MIRIM 166	2020	PO	HORMIGA FULECO 7	1,4	9,0	0,26	25	70,0	-0,90	9	66,0	4,09	26	12,0	1,14	33,0
n265903	TAMANCA R124	2020	PC	TAMANCA ALABAMA N004 FIV	1,4	9,0	0,37	28	77,0	3,27	16	6,0	6,90	30	2,0	6,72	0,5
n265352	DOM VITOR SOBERANO 957	2020	PC	DOM VITOR SOBERANO 411	1,4	9,0	0,88	28	97,0	4,17	17	2,0	3,48	31	16,0	5,91	1,0
255927	2 IRMAOS TE0005 ODO	2020	PO	MSU XEROX 20X	1,4	9,0	1,08		99,0	-2,47		88,0	8,12		1,0	1,59	26,0
n265568	SANTA RITA D216	2020	PC	MAUÁ ROGER DO PONTAL 4297	1,4	9,0	0,91		97,0	1,60	17	22,0	5,58	30	5,0	4,39	4,0
264952	SÃO PEDRO E105	2020	PC	BELVISTA 2488	1,3	9,0	0,28	23	71,0	-1,07	15	69,0	4,60	25	9,0	1,23	31,0

Peso ao Sobreano			Ganho Pós-Desmama			Perímetro Escrotal ao Sobreano			Musculatura			Estatura			Estrutura Corporal			Umbigo / Prepúcio			Pigmentação Ocular			Propriedade
DEP	AC	%	DEP	AC	%	DEP	AC	%	DEP	AC	%	DEP	AC	%	DEP	AC	%	DEP	AC	%	DEP	AC	%	
7,71	22	8,0	3,86	18	9,0	0,31	19	15,0	0,20	22	6,0	0,10	24	22,0	0,25	24	1,0	-0,02	24	40,0	0,12	17	13,0	DON ANGELICO
3,29	30	28,0	3,77	26	10,0	0,23	26	22,0	0,32	31	1,0	-0,10	33	80,0	0,03		41,0	-0,02		40,0	0,15	21	8,0	ESTÂNCIA TAMANCA
10,17	31	3,0	2,14	27	24,0	0,31	26	15,0	0,35	31	0,5	0,14	33	13,0	0,05		33,0	-0,01		43,0	0,22	23	2,0	ESTÂNCIA TAMANCA
6,74	29	11,0	6,45	25	1,0	-0,06	24	60,0	0,01	30	49,0	0,03	32	43,0	0,10	26	19,0	0,08	29	83,0	0,00	25	51,0	FAZENDA SANTA RITA
5,08	29	18,0	4,63	23	5,0	0,29	22	16,0	0,13	29	17,0	0,04	31	39,0	0,05	30	33,0	-0,07	31	17,0	-0,03	23	63,0	FAZENDA SÃO JORGE
5,89	27	14,0	4,96	22	4,0	0,01	20	50,0	0,33	28	1,0	-0,13	30	85,0	0,07		28,0	-0,02		39,0	0,26	18	1,0	CABANHA DOM VITOR
3,74	30	25,0	0,43	26	46,0	-0,08	26	62,0	0,36	31	0,5	0,26	33	2,0	0,04		38,0	-0,02		40,0	0,07	22	25,0	ESTÂNCIA TAMANCA
12,36	34	1,0	8,70	31	0,5	0,28	30	17,0	-0,01	35	55,0	0,21	37	4,0	0,10		19,0	-0,09		12,0	-0,18	26	96,0	ESTÂNCIA TAMANCA
11,26	26	2,0	4,38	22	6,0	0,12	22	35,0	-0,06	26	70,0	0,27	27	2,0	-0,05	26	68,0	-0,12	26	6,0	-0,11	20	87,0	ESTÂNCIA DO BOLSO
11,13	30	2,0	2,52	26	20,0	0,15	26	31,0	0,32	31	1,0	0,27	33	1,0	-0,04		67,0	-0,01		43,0	0,15	22	7,0	ESTÂNCIA TAMANCA
10,58	27	2,0	6,13	23	2,0	0,12	23	35,0	0,09	27	26,0	0,16	29	11,0	0,07	29	27,0	-0,04	29	27,0	-0,26	23	99,0	FAZENDA SÃO PEDRO
11,33	25	2,0	7,83	21	0,5	0,19	20	27,0	0,06	25	33,0	0,00	26	51,0	0,08	26	26,0	-0,08	25	14,0	0,01	19	48,0	ESTÂNCIA DO SALSO
11,60	29	1,0	6,10	24	2,0	0,20	22	25,0	0,14	29	15,0	0,16	31	11,0	0,27	30	1,0	-0,07	32	19,0	-0,01	23	54,0	FAZENDA SÃO JORGE
11,30	29	2,0	5,24	25	3,0	0,41	24	8,0	0,18	30	9,0	0,11	31	19,0	0,15	30	9,0	-0,05	31	27,0	-0,33	23	99,0	ESTÂNCIA SÃO FRANCISCO XAVIER
8,91	29	5,0	5,47	24	3,0	0,12	22	35,0	0,12	29	19,0	0,18	31	8,0	-0,01		55,0	-0,02		40,0	-0,04	19	66,0	CABANHA DOM VITOR
11,28	32	2,0	6,97	28	1,0	-0,39	26	92,0	0,15	32	12,0	0,12	34	18,0	0,05		33,0	-0,03		33,0	0,29	22	0,5	CABANHA DOM VITOR
11,84	30	1,0	4,99	26	4,0	0,72	26	1,0	0,11	31	21,0	0,18	33	8,0	-0,05		71,0	-0,01		44,0	0,26	22	1,0	ESTÂNCIA TAMANCA
7,12	30	9,0	1,40	26	32,0	1,41	27	0,1	-0,08	30	75,0	0,12	32	18,0	-0,08	31	78,0	-0,04	32	30,0	0,06	25	30,0	FAZENDA CINAMOMOS
10,55	26	2,0	8,35	22	0,5	0,17	22	28,0	0,22	27	5,0	0,06	29	34,0	0,14	28	11,0	-0,03		36,0	0,10		17,0	FAZENDA SANTA TEREZA
9,15	28	4,0	5,18	25	4,0	0,14	26	32,0	0,22	30	5,0	0,18	32	8,0	0,08	30	26,0	-0,03	29	34,0	-0,05	22	69,0	FAZENDA SANTA TEREZA
10,88	22	2,0	6,04	18	2,0	0,17	18	28,0	0,09	21	25,0	0,15	22	11,0	0,07	23	27,0	-0,23	23	0,5	-0,01	16	53,0	FAZENDA SINUELO
11,27	27	2,0	4,98	22	4,0	0,39	21	9,0	0,08	28	28,0	0,07	30	28,0	0,11	23	16,0	0,06	26	77,0	-0,03	22	63,0	FAZENDA SANTA RITA
6,07	34	13,0	4,51	30	6,0	0,97	29	0,1	0,07	35	31,0	0,22	36	4,0	0,16		8,0	-0,09		11,0	-0,06	27	72,0	ESTÂNCIA TAMANCA
18,37	18	0,1	9,39	14	0,1	0,19	12	26,0	0,14	18	14,0	0,10	20	22,0	0,01	20	47,0	-0,03	21	32,0	-0,14	13	92,0	ESTÂNCIA DO SALSO
8,37	25	6,0	4,46	21	6,0	0,39	19	9,0	0,24	24	3,0	0,01	26	48,0	0,16	26	8,0	0,05	25	73,0	0,11	18	14,0	ESTÂNCIA DO SALSO
7,80	31	7,0	0,05	27	51,0	0,33	27	13,0	0,06	32	33,0	0,22	34	4,0	0,10		20,0	-0,03		32,0	-0,11	23	85,0	ESTÂNCIA TAMANCA
7,09	31	9,0	4,98	27	4,0	-0,10	25	65,0	0,05	31	38,0	0,24	33	3,0	0,07		29,0	-0,02		38,0	-0,16	20	94,0	CABANHA DOM VITOR
12,28	22	1,0	2,92	17	16,0	0,95	13	0,1	0,28	19	2,0	0,37	21	0,5	0,26	17	1,0	0,07	17	81,0	-0,04	15	65,0	FAZENDA 2 IRMÃOS
8,20	30	6,0	2,55	26	19,0	0,18	24	27,0	0,05	30	36,0	0,01	32	47,0	0,07	26	28,0	-0,09	28	12,0	0,09	25	21,0	FAZENDA SANTA RITA
8,19	25	6,0	5,37	21	3,0	0,69	20	1,0	0,09	26	25,0	-0,05	28	67,0	0,08	28	26,0	0,04	29	68,0	0,17	21	5,0	FAZENDA SÃO PEDRO

HEREFORD TOUROS JOVENS - TOP 10%

Reg	Nome	Nasc.	Livro	Pai	IQG	%	Peso ao Nascer			Peso à Desmama Materno			Peso à Desmama Direto			Total Materno	
							DEP	AC	%	DEPm	AC	%	DEPd	AC	%	DEP	%
n266256	DON ANGELICO S08	2020	PC	DON ANGELICO I034	1,3	9,0	0,30		72,0	2,81	14	9,0	2,14	23	28,0	3,88	6,0
265332	SJ T016	2020	PC	ANCARES FORC BOOMER 22 TE	1,3	9,0	-0,04	27	46,0	-0,27	11	55,0	7,54	29	1,0	3,50	8,0
n265687	BELVISTA 03184	2020	PC	MAUÁ LORD DO PONTAL 4077	1,3	9,0	-0,09		41,0	-0,60	6	61,0	4,21	25	11,0	1,51	27,0
n266715	DOM VITOR BOOMER I015	2020	PC	DOM VITOR BOOMER 461	1,3	9,0	0,00	29	49,0	2,83	18	9,0	4,24	33	11,0	4,95	2,0
n265353	DOM VITOR SOBERANO 959	2020	PC	DOM VITOR SOBERANO 411	1,3	9,0	0,32	28	74,0	2,37	16	13,0	4,62	31	9,0	4,68	3,0
264719	SFX 2275	2020	PC	MAUÁ RELEASE DO PONTAL 2973	1,3	10,0	1,00	26	98,0	-1,04	14	69,0	7,35	27	2,0	2,63	14,0
n267826	SINUELO 685 CAUDILHO	2020	PC	SINUELO 475 CAUDILHO	1,3	10,0	0,57	20	88,0	0,01	13	49,0	6,77	23	2,0	3,40	8,0
n263968	SJ T042	2020	PC	HORMIGA FULECO 7	1,3	10,0	0,14	29	60,0	0,95	12	32,0	2,75	30	22,0	2,33	17,0
n264750	SFX 2313	2020	PC	RECLUTA BALAZO T 214	1,3	10,0	-0,05	26	44,0	1,79	11	19,0	0,62	26	44,0	2,10	20,0

HEREFORD TOUROS JOVENS LÍDERES ORDENADOS PELO PESO AO NASCER - TOP 0,1%

Reg	Nome	Nasc.	Livro	Pai	IQG	%	Peso ao Nascer			Peso à Desmama Materno			Peso à Desmama Direto			Total Materno	
							DEP	AC	%	DEPm	AC	%	DEPd	AC	%	DEP	%
n265986	TAMANCA R212	2020	PC	TAMANCA I118	0,0	52,0	-2,04	29	0,1	-0,30	17	56,0	1,37	31	36,0	0,38	45,0
n265998	TAMANCA R225	2020	PC	TAMANCA I118	-0,7	77,0	-1,63	28	0,1	0,33	16	44,0	-5,10	30	94,0	-2,22	83,0

Peso ao Sobreano			Ganho Pós-Desmama			Perímetro Escrotal ao Sobreano			Musculatura			Estatura			Estrutura Corporal			Umbigo / Prepúcio			Pigmentação Ocular			Propriedade
DEP	AC	%	DEP	AC	%	DEP	AC	%	DEP	AC	%	DEP	AC	%	DEP	AC	%	DEP	AC	%	DEP	AC	%	
6,55	23	11,0	5,92	20	2,0	0,22	21	23,0	0,01	24	49,0	0,13	25	16,0	-0,04	25	67,0	-0,02	26	37,0	-0,01	19	56,0	DON ANGELICO
10,51	29	2,0	4,33	24	7,0	-0,04	22	57,0	0,09	29	26,0	0,06	31	31,0	0,16	30	8,0	0,09	31	85,0	0,14	23	9,0	FAZENDA SÃO JORGE
10,19	25	3,0	7,01	20	1,0	0,08	16	40,0	0,13	22	16,0	0,06	23	31,0	0,10	23	19,0	-0,02	22	39,0	-0,03	18	61,0	ESTÂNCIA BELA VISTA
4,45	33	21,0	-0,24	29	55,0	0,29	27	16,0	0,22	33	4,0	0,01	34	49,0	-0,07		76,0	-0,03		35,0	0,00	23	51,0	CABANHA DOM VITOR
9,47	31	4,0	5,51	27	3,0	0,29	25	16,0	-0,11	31	82,0	0,20	33	5,0	0,06		31,0	-0,03		36,0	0,24	20	1,0	CABANHA DOM VITOR
10,97	27	2,0	4,67	24	5,0	0,53	25	3,0	0,04	29	39,0	0,22	31	4,0	0,07	30	29,0	-0,04	31	30,0	-0,09	23	82,0	ESTÂNCIA SÃO FRANCISCO XAVIER
10,41	22	3,0	2,98	19	15,0	0,31	18	15,0	-0,06	21	71,0	0,00	23	51,0	-0,02	23	60,0	-0,20	23	0,5	0,07	16	24,0	FAZENDA SINUELO
7,75	29	7,0	5,36	24	3,0	-0,07	21	61,0	0,19	29	7,0	-0,02	30	56,0	0,15	30	10,0	-0,10	30	11,0	0,01	24	45,0	FAZENDA SÃO JORGE
6,80	26	10,0	7,33	21	1,0	0,07	20	42,0	0,08	27	28,0	-0,05	29	67,0	0,01	28	48,0	-0,02	29	40,0	-0,11	21	86,0	ESTÂNCIA SÃO FRANCISCO XAVIER

Peso ao Sobreano			Ganho Pós-Desmama			Perímetro Escrotal ao Sobreano			Musculatura			Estatura			Estrutura Corporal			Umbigo / Prepúcio			Pigmentação Ocular			Propriedade
DEP	AC	%	DEP	AC	%	DEP	AC	%	DEP	AC	%	DEP	AC	%	DEP	AC	%	DEP	AC	%	DEP	AC	%	
0,65	31	47,0	-0,63	28	61,0	-0,02	27	55,0	-0,01	32	55,0	0,00	34	51,0	-0,02		60,0	-0,04		28,0	-0,07	21	75,0	ESTÂNCIA TAMANCA
-7,70	31	94,0	-2,43	27	82,0	-0,25	27	82,0	0,34	32	0,5	-0,11	33	81,0	-0,01		56,0	-0,04		30,0	-0,04	21	65,0	ESTÂNCIA TAMANCA

HEREFORD TOUROS JOVENS LÍDERES ORDENANDOS PELO PESO À DESMAMA - TOP 1%

Reg	Nome	Nasc.	Livro	Pai	IQG	%	Peso ao Nascer			Peso à Desmama Materno			Peso à Desmama Direto			Total Materno	
							DEP	AC	%	DEPm	AC	%	DEPd	AC	%	DEP	%
265312	DO BOLSO U097	2020	PC	LA PIEDRA EDITOR LORD TE	2,4	1,0	0,73	22	93,0	-5,30	9	99,0	18,38	24	0,1	3,89	6,0
256004	TAMANCA ORIENTAL R027	2020	PO	TAMANCA KAMIKAZE O010	3,3	0,1	2,18	25	99,0	-2,49	12	88,0	15,01	28	0,1	5,02	2,0
n265226	MÃE RAINHA Z 113 PATRIOTA EXPLORER	2020	PC	TH 529B 145Y EXPLORER 44D	4,7	0,1	0,23	24	67,0	0,01	11	50,0	14,08	26	0,1	7,05	0,5
n265921	TAMANCA R144	2020	PC	TAMANCA KAMIKAZE O010	2,9	0,5	2,01	26	99,0	-2,13	16	85,0	13,83	29	0,1	4,78	2,0
265225	MÃE RAINHA Z 112 PATRIOTA EXPLORER	2020	PC	TH 529B 145Y EXPLORER 44D	4,3	0,1	0,01	24	50,0	-0,71	12	63,0	13,36	27	0,1	5,97	1,0
n265907	TAMANCA R130	2020	PC	TAMANCA KAMIKAZE O010	3,3	0,1	1,49	26	99,0	0,03	14	49,0	13,30	29	0,1	6,68	0,5
n265919	TAMANCA R142	2020	PC	TAMANCA KAMIKAZE O010	2,9	0,5	1,37	26	99,0	-0,20	14	54,0	13,21	29	0,1	6,41	0,5
n265914	TAMANCA R137	2020	PC	TAMANCA KAMIKAZE O010	3,1	0,1	2,29	26	99,0	0,83	14	34,0	12,58	28	0,1	7,13	0,5
256174	CV 5602	2020	PO	TH 529B 145Y EXPLORER 44D	3,5	0,1	0,08	20	56,0	-2,32	9	87,0	12,48	23	0,1	3,92	5,0
255222	CANOA MIRIM 206	2020	PO	CANOA MIRIM 26	3,5	0,1	0,21	20	66,0	-3,62	12	96,0	12,18	23	0,1	2,47	16,0
n267743	DO BOLSO U003	2020	PC	TAMANCA ALABAMA N003 FIV	3,8	0,1	-0,23	25	30,0	2,13	13	15,0	12,05	26	0,1	8,15	0,1
n265354	DOM VITOR TOYOTA 961	2020	PC	DOM VITOR XEROX 653	3,4	0,1	2,11	27	99,0	1,07	13	30,0	11,85	29	0,1	6,99	0,5
255987	TAMANCA NICACO R009	2020	PO	TAMANCA ALABAMA N004 FIV	2,3	1,0	2,30	28	99,0	-0,03	15	50,0	11,77	30	0,1	5,85	1,0
256024	TAMANCA NICACO R051	2020	PO	TAMANCA ALABAMA N004 FIV	2,0	2,0	1,30	28	99,0	0,16	14	47,0	11,61	30	0,1	5,96	1,0
255276	CANOA MIRIM 190	2020	PO	CANOA MIRIM 26	1,4	9,0	0,68	15	92,0	-7,71	7	99,0	11,51	19	0,1	-1,96	80,0
n267785	DO BOLSO U013	2020	PC	TAMANCA ALABAMA N003 FIV	2,7	0,5	-0,52	24	13,0	0,01	13	50,0	11,33	25	0,1	5,67	1,0
255348	MAE RAINHA Z 413 EXPLORER	2020	PO	TH 529B 145Y EXPLORER 44D	3,9	0,1	-0,32	24	24,0	0,11	11	48,0	11,32	26	0,1	5,77	1,0
255270	CANOA MIRIM 208	2020	PO	CANOA MIRIM 26	2,1	2,0	0,82	18	95,0	-2,60	10	89,0	11,32	21	0,1	3,06	11,0
n267750	DO BOLSO U011	2020	PC	TAMANCA ALABAMA N003 FIV	1,9	3,0	0,34	24	76,0	0,64	13	38,0	11,26	25	0,1	6,27	0,5
255343	MAE RAINHA Z 403 THOR EXPLORER	2020	PO	TH 529B 145Y EXPLORER 44D	4,0	0,1	0,22	23	66,0	1,00	12	31,0	11,12	26	0,1	6,56	0,5
265265	SJ T078	2020	PC	SJ R082	4,5	0,1	0,09	28	56,0	5,25	16	1,0	10,85	30	0,1	10,67	0,1
255267	CANOA MIRIM 207	2020	PO	CANOA MIRIM 26	1,5	6,0	0,44	18	82,0	-2,50	11	88,0	10,81	20	0,1	2,90	12,0
n265970	TAMANCA R196	2020	PC	RINCAO 2419	3,5	0,1	2,01	31	99,0	2,03	17	16,0	10,64	34	0,1	7,35	0,5
n267764	DO BOLSO U065	2020	PC	TAMANCA ALABAMA N003 FIV	2,5	1,0	-0,10	26	40,0	0,04	15	49,0	10,58	27	0,1	5,33	1,0

Peso ao Sobreano			Ganho Pós-Desmama			Perímetro Escrotal ao Sobreano			Musculatura			Estatura			Estrutura Corporal			Umbigo / Prepúcio			Pigmentação Ocular			Propriedade
DEP	AC	%	DEP	AC	%	DEP	AC	%	DEP	AC	%	DEP	AC	%	DEP	AC	%	DEP	AC	%	DEP	AC	%	
28,35	25	0,1	9,84	17	0,1	0,57	21	2,0	-0,18	27	93,0	0,19	29	7,0	0,15	28	9,0	0,01	30	54,0	0,03	20	37,0	ESTÂNCIA DO BOLSO
24,80	29	0,1	10,79	25	0,1	0,97	25	0,1	0,40	30	0,5	0,37	32	0,5	0,09		22,0	0,00		48,0	0,27	20	0,5	ESTÂNCIA TAMANCA
31,53	26	0,1	21,77	21	0,1	0,46	21	6,0	0,33	26	1,0	0,16	28	10,0	0,10	28	21,0	-0,04	29	28,0	0,10	21	18,0	FAZENDA MÃE RAINHA
20,64	30	0,1	8,18	26	0,5	1,35	27	0,1	0,25	32	3,0	0,31	34	1,0	0,06		32,0	0,02		58,0	0,00	20	52,0	ESTÂNCIA TAMANCA
29,86	27	0,1	20,53	21	0,1	0,30	21	15,0	0,30	27	1,0	0,10	28	21,0	0,15	28	9,0	-0,05	29	24,0	0,11	21	15,0	FAZENDA MÃE RAINHA
22,71	30	0,1	11,01	26	0,1	0,35	25	12,0	0,47	30	0,1	0,32	32	1,0	0,14		10,0	0,00		50,0	0,16	21	6,0	ESTÂNCIA TAMANCA
20,11	29	0,1	7,30	25	1,0	0,80	26	0,5	0,29	30	1,0	0,30	33	1,0	0,07		29,0	0,00		51,0	0,26	20	1,0	ESTÂNCIA TAMANCA
20,49	29	0,1	8,26	25	0,5	0,85	25	0,5	0,39	30	0,5	0,37	32	0,5	0,14		12,0	0,00		51,0	0,29	21	0,5	ESTÂNCIA TAMANCA
27,16	22	0,1	16,39	17	0,1	0,26	16	19,0	0,25	20	3,0	0,06	21	33,0	0,11	21	16,0	-0,02	21	39,0	0,26	16	1,0	CABANHA VACACÁI
29,02	23	0,1	23,14	18	0,1	0,23	17	22,0	-0,04	22	64,0	0,02	24	43,0	0,01	24	48,0	-0,03	24	35,0	-0,21	17	98,0	ESTÂNCIA DO SALSO
23,25	25	0,1	14,48	21	0,1	1,19	21	0,1	0,02	25	47,0	0,21	27	5,0	0,10	25	20,0	-0,06	26	23,0	-0,23	19	99,0	ESTÂNCIA DO BOLSO
21,48	30	0,1	12,04	25	0,1	0,82	23	0,5	0,32	30	1,0	0,35	32	0,5	0,07		29,0	0,01		56,0	-0,02	20	57,0	CABANHA DOM VITOR
18,65	31	0,1	7,64	27	0,5	0,36	27	11,0	0,19	31	7,0	0,37	33	0,5	0,03		42,0	-0,04		28,0	-0,07	22	76,0	ESTÂNCIA TAMANCA
15,27	31	0,5	4,41	27	6,0	0,42	26	8,0	0,29	31	1,0	0,43	33	0,1	0,07		27,0	-0,02		41,0	0,09	23	19,0	ESTÂNCIA TAMANCA
18,37	18	0,1	9,39	14	0,1	0,19	12	26,0	0,14	18	14,0	0,10	20	22,0	0,01	20	47,0	-0,03	21	32,0	-0,14	13	92,0	ESTÂNCIA DO SALSO
19,40	25	0,1	10,07	21	0,1	0,42	21	8,0	0,20	25	7,0	0,22	26	4,0	0,08	25	25,0	-0,10	25	10,0	-0,19	19	97,0	ESTÂNCIA DO BOLSO
25,69	26	0,1	17,93	21	0,1	0,22	21	23,0	0,42	26	0,1	0,19	28	6,0	0,09	27	21,0	-0,03	28	32,0	0,02	20	43,0	FAZENDA MÃE RAINHA
18,42	20	0,1	9,17	17	0,1	0,72	16	1,0	0,00	20	52,0	0,18	22	8,0	0,09	22	22,0	-0,04	22	30,0	-0,16	15	93,0	ESTÂNCIA DO SALSO
16,07	25	0,5	4,96	20	4,0	0,76	21	0,5	-0,04	25	65,0	0,38	26	0,5	0,04	25	39,0	-0,10	26	9,0	0,17	19	5,0	ESTÂNCIA DO BOLSO
24,37	26	0,1	16,34	20	0,1	0,49	20	5,0	0,29	26	1,0	0,01	28	46,0	0,19	28	5,0	-0,03	29	33,0	0,07	21	26,0	FAZENDA MÃE RAINHA
24,98	30	0,1	16,94	26	0,1	0,79	24	0,5	0,14	31	15,0	0,18	33	7,0	0,22	32	3,0	0,04	33	67,0	-0,10	26	85,0	FAZENDA SÃO JORGE
15,11	20	0,5	5,45	17	3,0	0,28	16	17,0	0,05	21	37,0	0,17	22	9,0	0,09	22	23,0	-0,03	23	32,0	-0,20	15	98,0	ESTÂNCIA DO SALSO
22,17	34	0,1	13,37	31	0,1	0,74	29	0,5	0,20	35	7,0	0,26	36	2,0	0,14		10,0	-0,08		14,0	-0,10	26	83,0	ESTÂNCIA TAMANCA
18,48	27	0,1	9,39	23	0,1	0,82	24	0,5	-0,02	28	58,0	0,22	30	4,0	0,05	28	34,0	-0,09	29	11,0	0,12	22	13,0	ESTÂNCIA DO BOLSO

HEREFORD TOUROS JOVENS LÍDERES ORDENADOS PELO PESO AO SOBREANO - TOP 0,1%

Reg	Nome	Nasc.	Variedade	Livro	Pai	IQG	%	Peso ao Nascer			Peso à Desmama Materno			Peso à Desmama Direto			Total Materno	
								DEP	AC	%	DEPm	AC	%	DEPd	AC	%	DEP	%
n265226	MÃE RAINHA Z 113 PATRIOTA EXPLORER	2020	PH	PC	TH 529B 145Y EXPLORER 44D	4,7	0,1	0,23	24	67,0	0,01	11	50,0	14,08	26	0,1	7,05	0,5
265225	MÃE RAINHA Z 112 PATRIOTA EXPLORER	2020	PH	PC	TH 529B 145Y EXPLORER 44D	4,3	0,1	0,01	24	50,0	-0,71	12	63,0	13,36	27	0,1	5,97	1,0
255222	CANOA MIRIM 206	2020	HH	PO	CANOA MIRIM 26	3,5	0,1	0,21	20	66,0	-3,62	12	96,0	12,18	23	0,1	2,47	16,0
265312	DO BOLSO U097	2020	PH	PC	LA PIEDRA EDITOR LORD TE	2,4	1,0	0,73	22	93,0	-5,30	9	99,0	18,38	24	0,1	3,89	6,0
256174	CV 5602	2020	PH	PO	TH 529B 145Y EXPLORER 44D	3,5	0,1	0,08	20	56,0	-2,32	9	87,0	12,48	23	0,1	3,92	5,0
255342	MAE RAINHA Z 406 RANGER EXPLORER	2020	PH	PO	TH 529B 145Y EXPLORER 44D	4,9	0,1	-0,36	22	21,0	3,76	11	4,0	10,15	26	0,5	8,84	0,1
255348	MAE RAINHA Z 413 EXPLORER	2020	PH	PO	TH 529B 145Y EXPLORER 44D	3,9	0,1	-0,32	24	24,0	0,11	11	48,0	11,32	26	0,1	5,77	1,0
255345	MAE RAINHA Z 405 EXPLORER	2020	PH	PO	TH 529B 145Y EXPLORER 44D	4,3	0,1	-0,59	21	10,0	2,47	9	12,0	10,07	23	0,5	7,50	0,1
265265	SJ T078	2020	PH	PC	SJ R082	4,5	0,1	0,09	28	56,0	5,25	16	1,0	10,85	30	0,1	10,67	0,1
256004	TAMANCA ORIENTAL R027	2020	PH	PO	TAMANCA KAMIKAZE O010	3,3	0,1	2,18	25	99,0	-2,49	12	88,0	15,01	28	0,1	5,02	2,0
255344	MAE RAINHA Z 404 ROGER EXPLORER	2020	PH	PO	TH 529B 145Y EXPLORER 44D	4,5	0,1	0,07	23	55,0	2,44	10	12,0	9,32	25	0,5	7,10	0,5
255343	MAE RAINHA Z 403 THOR EXPLORER	2020	PH	PO	TH 529B 145Y EXPLORER 44D	4,0	0,1	0,22	23	66,0	1,00	12	31,0	11,12	26	0,1	6,56	0,5
n264901	SJ T032	2020	PH	PC	SJ R082	3,3	0,1	0,27	28	71,0	3,16	14	6,0	9,94	29	0,5	8,13	0,1
n267743	DO BOLSO U003	2020	PH	PC	TAMANCA ALABAMA N003 FIV	3,8	0,1	-0,23	25	30,0	2,13	13	15,0	12,05	26	0,1	8,15	0,1
n265907	TAMANCA R130	2020	PH	PC	TAMANCA KAMIKAZE O010	3,3	0,1	1,49	26	99,0	0,03	14	49,0	13,30	29	0,1	6,68	0,5
255347	MAE RAINHA Z 409 EXPLORER	2020	PH	PO	TH 529B 145Y EXPLORER 44D	3,7	0,1	-0,69	24	7,0	1,21	13	28,0	8,28	26	1,0	5,35	1,0
n265970	TAMANCA R196	2020	PH	PC	RINCAO 2419	3,5	0,1	2,01	31	99,0	2,03	17	16,0	10,64	34	0,1	7,35	0,5
265227	MÃE RAINHA Z 114 PATRIOTA EXPLORER	2020	PH	PC	TH 529B 145Y EXPLORER 44D	3,3	0,1	-0,20	24	32,0	0,27	12	45,0	7,13	26	2,0	3,83	6,0
n265354	DOM VITOR TOYOTA 961	2020	PH	PC	DOM VITOR XEROX 653	3,4	0,1	2,11	27	99,0	1,07	13	30,0	11,85	29	0,1	6,99	0,5
265228	MÃE RAINHA Z116 MANCHA EXPLORER	2020	PH	PC	TH 529B 145Y EXPLORER 44D	3,1	0,1	-0,23	24	31,0	-2,74	10	90,0	9,29	25	0,5	1,91	22,0
n265921	TAMANCA R144	2020	PH	PC	TAMANCA KAMIKAZE O010	2,9	0,5	2,01	26	99,0	-2,13	16	85,0	13,83	29	0,1	4,78	2,0
n265914	TAMANCA R137	2020	PH	PC	TAMANCA KAMIKAZE O010	3,1	0,1	2,29	26	99,0	0,83	14	34,0	12,58	28	0,1	7,13	0,5
n265919	TAMANCA R142	2020	PH	PC	TAMANCA KAMIKAZE O010	2,9	0,5	1,37	26	99,0	-0,20	14	54,0	13,21	29	0,1	6,41	0,5
264903	SJ T038	2020	PH	PC	SJ R082	3,5	0,1	-0,11	29	39,0	3,98	13	3,0	6,57	30	3,0	7,27	0,5
n264927	SJ T128	2020	PH	PC	SJ R082	2,8	0,5	-0,26	28	28,0	1,85	14	19,0	8,09	30	1,0	5,89	1,0
n267749	DO BOLSO U009	2020	PH	PC	TAMANCA ALABAMA N003 FIV	3,0	0,5	0,00	25	49,0	2,15	14	15,0	10,28	26	0,5	7,29	0,5
n267785	DO BOLSO U013	2020	PH	PC	TAMANCA ALABAMA N003 FIV	2,7	0,5	-0,52	24	13,0	0,01	13	50,0	11,33	25	0,1	5,67	1,0
264935	SJ T148	2020	PH	PC	SJ R082	3,4	0,1	-0,20	27	33,0	4,54	13	1,0	8,14	28	1,0	8,62	0,1
255987	TAMANCA NICACO R009	2020	PH	PO	TAMANCA ALABAMA N004 FIV	2,3	1,0	2,30	28	99,0	-0,03	15	50,0	11,77	30	0,1	5,85	1,0
n267764	DO BOLSO U065	2020	PH	PC	TAMANCA ALABAMA N003 FIV	2,5	1,0	-0,10	26	40,0	0,04	15	49,0	10,58	27	0,1	5,33	1,0

Peso ao Sobreano			Ganho Pós-Desmama			Perímetro Escrotal ao Sobreano			Musculatura			Estatura			Estrutura Corporal			Umbigo / Prepúcio			Pigmentação Ocular			Propriedade
DEP	AC	%	DEP	AC	%	DEP	AC	%	DEP	AC	%	DEP	AC	%	DEP	AC	%	DEP	AC	%	DEP	AC	%	
31,53	26	0,1	21,77	21	0,1	0,46	21	6,0	0,33	26	1,0	0,16	28	10,0	0,10	28	21,0	-0,04	29	28,0	0,10	21	18,0	FAZENDA MÃE RAINHA
29,86	27	0,1	20,53	21	0,1	0,30	21	15,0	0,30	27	1,0	0,10	28	21,0	0,15	28	9,0	-0,05	29	24,0	0,11	21	15,0	FAZENDA MÃE RAINHA
29,02	23	0,1	23,14	18	0,1	0,23	17	22,0	-0,04	22	64,0	0,02	24	43,0	0,01	24	48,0	-0,03	24	35,0	-0,21	17	98,0	ESTÂNCIA DO SALSO
28,35	25	0,1	9,84	17	0,1	0,57	21	2,0	-0,18	27	93,0	0,19	29	7,0	0,15	28	9,0	0,01	30	54,0	0,03	20	37,0	ESTÂNCIA DO BOLSO
27,16	22	0,1	16,39	17	0,1	0,26	16	19,0	0,25	20	3,0	0,06	21	33,0	0,11	21	16,0	-0,02	21	39,0	0,26	16	1,0	CABANHA VACACÁÍ
26,29	26	0,1	20,64	20	0,1	1,03	21	0,1	0,20	26	7,0	0,01	28	48,0	0,12	28	15,0	-0,02	29	37,0	0,06	20	28,0	FAZENDA MÃE RAINHA
25,69	26	0,1	17,93	21	0,1	0,22	21	23,0	0,42	26	0,1	0,19	28	6,0	0,09	27	21,0	-0,03	28	32,0	0,02	20	43,0	FAZENDA MÃE RAINHA
25,38	23	0,1	19,62	18	0,1	0,02	20	49,0	0,39	23	0,5	0,07	25	28,0	0,20	25	4,0	-0,01	26	44,0	0,08	18	22,0	FAZENDA MÃE RAINHA
24,98	30	0,1	16,94	26	0,1	0,79	24	0,5	0,14	31	15,0	0,18	33	7,0	0,22	32	3,0	0,04	33	67,0	-0,10	26	85,0	FAZENDA SÃO JORGE
24,80	29	0,1	10,79	25	0,1	0,97	25	0,1	0,40	30	0,5	0,37	32	0,5	0,09		22,0	0,00		48,0	0,27	20	0,5	ESTÂNCIA TAMANCA
24,65	25	0,1	19,34	19	0,1	0,72	20	1,0	0,38	24	0,5	0,05	26	36,0	0,19	26	5,0	-0,04	27	30,0	0,05	19	32,0	FAZENDA MÃE RAINHA
24,37	26	0,1	16,34	20	0,1	0,49	20	5,0	0,29	26	1,0	0,01	28	46,0	0,19	28	5,0	-0,03	29	33,0	0,07	21	26,0	FAZENDA MÃE RAINHA
24,07	29	0,1	17,04	25	0,1	0,08	24	40,0	0,00	29	54,0	0,39	31	0,5	0,17	31	6,0	-0,02	32	37,0	-0,06	24	72,0	FAZENDA SÃO JORGE
23,25	25	0,1	14,48	21	0,1	1,19	21	0,1	0,02	25	47,0	0,21	27	5,0	0,10	25	20,0	-0,06	26	23,0	-0,23	19	99,0	ESTÂNCIA DO BOLSO
22,71	30	0,1	11,01	26	0,1	0,35	25	12,0	0,47	30	0,1	0,32	32	1,0	0,14		10,0	0,00		50,0	0,16	21	6,0	ESTÂNCIA TAMANCA
22,67	25	0,1	18,24	21	0,1	0,24	22	21,0	0,30	26	1,0	0,10	28	22,0	0,04	28	37,0	-0,02	29	36,0	0,01	21	46,0	FAZENDA MÃE RAINHA
22,17	34	0,1	13,37	31	0,1	0,74	29	0,5	0,20	35	7,0	0,26	36	2,0	0,14		10,0	-0,08		14,0	-0,10	26	83,0	ESTÂNCIA TAMANCA
21,95	26	0,1	18,01	21	0,1	0,42	21	7,0	0,12	26	18,0	0,05	28	36,0	-0,04	28	66,0	-0,01	29	42,0	0,16	21	7,0	FAZENDA MÃE RAINHA
21,48	30	0,1	12,04	25	0,1	0,82	23	0,5	0,32	30	1,0	0,35	32	0,5	0,07		29,0	0,01		56,0	-0,02	20	57,0	CABANHA DOM VITOR
21,06	25	0,1	15,56	20	0,1	0,57	20	2,0	0,45	26	0,1	0,15	28	12,0	0,08	28	24,0	0,03	29	63,0	0,19	20	3,0	FAZENDA MÃE RAINHA
20,64	30	0,1	8,18	26	0,5	1,35	27	0,1	0,25	32	3,0	0,31	34	1,0	0,06		32,0	0,02		58,0	0,00	20	52,0	ESTÂNCIA TAMANCA
20,49	29	0,1	8,26	25	0,5	0,85	25	0,5	0,39	30	0,5	0,37	32	0,5	0,14		12,0	0,00		51,0	0,29	21	0,5	ESTÂNCIA TAMANCA
20,11	29	0,1	7,30	25	1,0	0,80	26	0,5	0,29	30	1,0	0,30	33	1,0	0,07		29,0	0,00		51,0	0,26	20	1,0	ESTÂNCIA TAMANCA
19,63	30	0,1	16,21	25	0,1	0,59	24	2,0	0,04	30	40,0	0,13	32	14,0	0,21	31	3,0	-0,01	32	42,0	0,01	24	45,0	FAZENDA SÃO JORGE
19,56	29	0,1	13,67	24	0,1	0,21	24	24,0	0,07	29	31,0	0,19	31	7,0	0,06	30	31,0	0,11	31	92,0	-0,30	24	99,0	FAZENDA SÃO JORGE
19,44	26	0,1	11,04	21	0,1	0,69	21	1,0	0,04	25	39,0	0,19	27	7,0	0,01	25	47,0	0,06	26	78,0	0,02	20	42,0	ESTÂNCIA DO BOLSO
19,40	25	0,1	10,07	21	0,1	0,42	21	8,0	0,20	25	7,0	0,22	26	4,0	0,08	25	25,0	-0,10	25	10,0	-0,19	19	97,0	ESTÂNCIA DO BOLSO
19,06	29	0,1	12,86	24	0,1	0,67	23	1,0	0,08	29	29,0	0,19	31	6,0	0,20	30	4,0	-0,01	32	43,0	0,05	23	33,0	FAZENDA SÃO JORGE
18,65	31	0,1	7,64	27	0,5	0,36	27	11,0	0,19	31	7,0	0,37	33	0,5	0,03		42,0	-0,04		28,0	-0,07	22	76,0	ESTÂNCIA TAMANCA
18,48	27	0,1	9,39	23	0,1	0,82	24	0,5	-0,02	28	58,0	0,22	30	4,0	0,05	28	34,0	-0,09	29	11,0	0,12	22	13,0	ESTÂNCIA DO BOLSO

HEREFORD TOUROS JOVENS LÍDERES ORDENADOS PELO PESO AO SOBREANO - TOP 0,1%

Reg	Nome	Nasc.	Variedade	Livro	Pai	IQG	%	Peso ao Nascer			Peso à Desmama Materno			Peso à Desmama Direto			Total Materno	
								DEP	AC	%	DEPm	AC	%	DEPd	AC	%	DEP	%
255270	CANOA MIRIM 208	2020	HH	PO	CANOA MIRIM 26	2,1	2,0	0,82	18	95,0	-2,60	10	89,0	11,32	21	0,1	3,06	11,0
255276	CANOA MIRIM 190	2020	HH	PO	CANOA MIRIM 26	1,4	9,0	0,68	15	92,0	-7,71	7	99,0	11,51	19	0,1	-1,96	80,0
255346	MAE RAINHA Z 407 EXPLORER	2020	PH	PO	TH 529B 145Y EXPLORER 44D	3,3	0,1	-0,32	24	24,0	1,64	12	22,0	6,59	26	3,0	4,93	2,0
n265972	TAMANCA R198	2020	PH	PC	RINCAO 2419	2,6	0,5	1,90	31	99,0	0,21	16	46,0	8,24	33	1,0	4,33	4,0
n264563	SJ T176	2020	PH	PC	SJ R082	3,4	0,1	-0,25	27	29,0	4,04	14	3,0	6,08	28	4,0	7,08	0,5
n265224	MÃE RAINHA Z 111 MURMULLO EXPLORER	2020	PH	PC	TH 529B 145Y EXPLORER 44D	2,7	0,5	0,37	23	77,0	1,61	11	22,0	5,77	26	5,0	4,49	3,0
n266892	DOM VITOR BASIC 1007	2020	PH	PC	DOM VITOR BASIC 389	2,9	0,5	1,01	26	98,0	-1,08	13	70,0	9,54	29	0,5	3,69	7,0
n264016	SJ T074	2020	PH	PC	ANCARES FORC BOOMER 22 TE	2,0	2,0	0,18	27	64,0	-0,61	11	61,0	8,90	29	0,5	3,84	6,0
n264906	SJ T054	2020	PH	PC	SJ R082	2,9	0,5	-0,23	27	30,0	4,32	13	2,0	5,64	29	5,0	7,14	0,5
n266713	DOM VITOR GROSSO 1011	2020	PH	PC	DOM VITOR XEROX 643	1,9	3,0	1,94	27	99,0	0,69	14	37,0	10,53	29	0,5	5,95	1,0
255349	MAE RAINHA Z 415 RANGER EXPLORER	2020	PH	PO	TH 529B 145Y EXPLORER 44D	3,5	0,1	0,04	22	52,0	4,72	11	1,0	4,92	26	8,0	7,18	0,5
n265346	DOM VITOR TOYOTA 945	2020	PH	PC	DOM VITOR XEROX 653	2,0	2,0	1,10	27	99,0	-0,15	12	53,0	9,83	29	0,5	4,77	2,0

HEREFORD TOUROS JOVENS LÍDERES ORDENADOS PELO PERÍMETRO ESCROTAL AO SOBREANO - TOP 0,1%

Reg	Nome	Nasc.	Variedade	Livro	Pai	IQG	%	Peso ao Nascer			Peso à Desmama Materno			Peso à Desmama Direto			Total Materno	
								DEP	AC	%	DEPm	AC	%	DEPd	AC	%	DEP	%
265173	CINAMOMOS C05	2020	PH	PC	RECLUTA L231 PATRIOTA	1,4	8,0	0,15	26	61,0	1,09	20	30,0	5,07	29	7,0	3,62	7,0
n265921	TAMANCA R144	2020	PH	PC	TAMANCA KAMIKAZE O010	2,9	0,5	2,01	26	99,0	-2,13	16	85,0	13,83	29	0,1	4,78	2,0
n267743	DO BOLSO U003	2020	PH	PC	TAMANCA ALABAMA N003 FIV	3,8	0,1	-0,23	25	30,0	2,13	13	15,0	12,05	26	0,1	8,15	0,1
256027	TAMANCA O RENGO R055	2020	PH	PO	TAMANCA KAMIKAZE O001	1,8	4,0	0,92	27	97,0	-1,02	15	69,0	8,31	30	1,0	3,14	10,0
255342	MAE RAINHA Z 406 RANGER EXPLORER	2020	PH	PO	TH 529B 145Y EXPLORER 44D	4,9	0,1	-0,36	22	21,0	3,76	11	4,0	10,15	26	0,5	8,84	0,1
n266070	SANTA LUCIA X262	2020	PH	PC	RMRETIRO2019-HER06	1,6	5,0	0,16		62,0	1,96	10	17,0	2,45	20	25,0	3,19	10,0
256004	TAMANCA ORIENTAL R027	2020	PH	PO	TAMANCA KAMIKAZE O010	3,3	0,1	2,18	25	99,0	-2,49	12	88,0	15,01	28	0,1	5,02	2,0
n265941	TAMANCA R164	2020	PH	PC	RINCAO 2419	1,4	8,0	0,43	31	81,0	2,12	16	15,0	2,51	33	24,0	3,38	8,0
n266892	DOM VITOR BASIC 1007	2020	PH	PC	DOM VITOR BASIC 389	2,9	0,5	1,01	26	98,0	-1,08	13	70,0	9,54	29	0,5	3,69	7,0
n264555	SJ T156	2020	PH	PC	SJ R082	2,8	0,5	-0,35		22,0	5,76		0,5	3,33		17,0	7,43	0,5
255927	2 IRMAOS TE0005 ODO	2020	PH	PO	MSU XEROX 20X	1,4	9,0	1,08		99,0	-2,47		88,0	8,12		1,0	1,59	26,0
n267761	DO BOLSO U041	2020	PH	PC	TAMANCA ALABAMA N003 FIV	2,4	1,0	0,61	25	89,0	0,82	13	35,0	8,55	26	1,0	5,10	2,0

Peso ao Sobreano			Ganho Pós-Desmama			Perímetro Escrotal ao Sobreano			Musculatura			Estatura			Estrutura Corporal			Umbigo / Prepúcio			Pigmentação Ocular			Propriedade
DEP	AC	%	DEP	AC	%	DEP	AC	%	DEP	AC	%	DEP	AC	%	DEP	AC	%	DEP	AC	%	DEP	AC	%	
18,42	20	0,1	9,17	17	0,1	0,72	16	1,0	0,00	20	52,0	0,18	22	8,0	0,09	22	22,0	-0,04	22	30,0	-0,16	15	93,0	ESTÂNCIA DO SALSO
18,37	18	0,1	9,39	14	0,1	0,19	12	26,0	0,14	18	14,0	0,10	20	22,0	0,01	20	47,0	-0,03	21	32,0	-0,14	13	92,0	ESTÂNCIA DO SALSO
18,32	25	0,1	14,51	21	0,1	0,38	21	10,0	0,40	25	0,1	0,08	27	26,0	0,14	27	11,0	-0,05	28	27,0	-0,09	20	81,0	FAZENDA MãE RAINHA
18,18	33	0,1	11,97	29	0,1	0,49	30	5,0	0,13	34	17,0	0,18	35	7,0	0,10		18,0	-0,08		16,0	0,00	25	52,0	ESTÂNCIA TAMANCA
18,18	29	0,1	14,48	24	0,1	0,46	23	6,0	0,15	29	13,0	0,11	31	20,0	0,27	30	1,0	-0,01	32	45,0	-0,13	23	90,0	FAZENDA SÃO JORGE
18,00	26	0,1	15,65	20	0,1	-0,29	21	86,0	0,12	26	18,0	-0,01	28	55,0	0,00	28	53,0	-0,01	29	41,0	0,03	20	39,0	FAZENDA MãE RAINHA
17,69	29	0,1	9,76	25	0,1	0,96	24	0,1	0,45	30	0,1	0,19	32	6,0	0,10		19,0	-0,02		37,0	0,03	19	40,0	CABANHA DOM VITOR
17,58	29	0,1	11,58	23	0,1	-0,40	20	93,0	0,13	29	17,0	0,18	30	8,0	0,20	30	4,0	-0,08	31	15,0	0,08	23	21,0	FAZENDA SÃO JORGE
17,52	29	0,1	13,73	24	0,1	0,10	23	37,0	0,05	29	36,0	0,20	31	6,0	0,15	30	9,0	-0,01	32	43,0	-0,24	23	99,0	FAZENDA SÃO JORGE
17,25	29	0,1	7,11	24	1,0	0,39	24	9,0	0,04	30	39,0	0,51	32	0,1	-0,02		59,0	0,00		48,0	-0,39	20	99,0	CABANHA DOM VITOR
17,07	26	0,1	14,82	20	0,1	0,73	21	1,0	0,17	26	10,0	0,14	28	13,0	-0,02	27	58,0	0,05	29	72,0	0,03	20	39,0	FAZENDA MãE RAINHA
16,51	29	0,1	8,92	25	0,1	0,14	22	33,0	0,08	30	27,0	0,30	32	1,0	0,00		53,0	0,03		63,0	-0,28	18	99,0	CABANHA DOM VITOR

Peso ao Sobreano			Ganho Pós-Desmama			Perímetro Escrotal ao Sobreano			Musculatura			Estatura			Estrutura Corporal			Umbigo / Prepúcio			Pigmentação Ocular			Propriedade
DEP	AC	%	DEP	AC	%	DEP	AC	%	DEP	AC	%	DEP	AC	%	DEP	AC	%	DEP	AC	%	DEP	AC	%	
7,12	30	9,0	1,40	26	32,0	1,41	27	0,1	-0,08	30	75,0	0,12	32	18,0	-0,08	31	78,0	-0,04	32	30,0	0,06	25	30,0	FAZENDA CINAMOMOS
20,64	30	0,1	8,18	26	0,5	1,35	27	0,1	0,25	32	3,0	0,31	34	1,0	0,06		32,0	0,02		58,0	0,00	20	52,0	ESTÂNCIA TAMANCA
23,25	25	0,1	14,48	21	0,1	1,19	21	0,1	0,02	25	47,0	0,21	27	5,0	0,10	25	20,0	-0,06	26	23,0	-0,23	19	99,0	ESTÂNCIA DO BOLSO
13,37	31	1,0	5,82	27	2,0	1,13	26	0,1	0,02	31	47,0	0,27	33	2,0	0,00		53,0	-0,01		43,0	0,29	22	0,5	ESTÂNCIA TAMANCA
26,29	26	0,1	20,64	20	0,1	1,03	21	0,1	0,20	26	7,0	0,01	28	48,0	0,12	28	15,0	-0,02	29	37,0	0,06	20	28,0	FAZENDA MãE RAINHA
6,82	20	10,0	4,77	16	5,0	1,02	14	0,1	0,21	20	6,0	0,27	21	2,0	0,20	22	4,0	0,04	22	67,0	-0,14	15	91,0	ESTÂNCIA RETIRO DO OURO
24,80	29	0,1	10,79	25	0,1	0,97	25	0,1	0,40	30	0,5	0,37	32	0,5	0,09		22,0	0,00		48,0	0,27	20	0,5	ESTÂNCIA TAMANCA
6,07	34	13,0	4,51	30	6,0	0,97	29	0,1	0,07	35	31,0	0,22	36	4,0	0,16		8,0	-0,09		11,0	-0,06	27	72,0	ESTÂNCIA TAMANCA
17,69	29	0,1	9,76	25	0,1	0,96	24	0,1	0,45	30	0,1	0,19	32	6,0	0,10		19,0	-0,02		37,0	0,03	19	40,0	CABANHA DOM VITOR
12,48	28	1,0	11,00	22	0,1	0,96	22	0,1	0,07	27	31,0	0,29	28	1,0	0,19	28	4,0	0,00	31	48,0	0,16	24	7,0	FAZENDA SÃO JORGE
12,28	22	1,0	2,92	17	16,0	0,95	13	0,1	0,28	19	2,0	0,37	21	0,5	0,26	17	1,0	0,07	17	81,0	-0,04	15	65,0	FAZENDA 2 IRMÃOS
14,89	26	0,5	6,68	21	1,0	0,93	21	0,1	0,15	25	13,0	0,17	27	9,0	0,10	25	20,0	0,09	26	86,0	0,15	20	8,0	ESTÂNCIA DO BOLSO

HEREFORD FÊMEAS JOVENS - TOP 10%

Reg	Nome	Nasc.	Livro	Pai	IQG	%	Peso ao Nascer			Peso à Desmama Materno			Peso à Desmama Direto			Total Materno	
							DEP	AC	%	DEPm	AC	%	DEPd	AC	%	DEP	%
255340	MAE RAINHA Z 419 SUPER DUTY EXPLORER	2020	PO	TH 529B 145Y EXPLORER 44D	3,7	0,1	-0,36	23	22,0	0,68	12	37,0	8,15	26	1,0	4,75	3,0
n265807	DOM VITOR TH FRONTIER 1668	2020	PC	TH FRONTIER 174E	3,6	0,1	-0,12	28	39,0	4,20	10	2,0	8,14	28	1,0	8,27	0,1
n265543	SANTA RITA D242	2020	PC	G.B. BIRA SANTIAGO 05 SINUELO	3,3	0,1	0,65		91,0	2,15	12	15,0	11,29	27	0,1	7,80	0,1
n264544	SJ T117	2020	PC	SJ R082	3,1	0,1	-0,32	26	24,0	4,04	11	3,0	5,68	28	5,0	6,88	0,5
n264548	SJ T127	2020	PC	SJ R082	3,1	0,5	-0,41	28	19,0	4,69	14	1,0	5,29	29	6,0	7,33	0,5
n264147	SJ T071	2020	PC	SJ M060	3,1	0,5	0,60	26	89,0	0,79	14	35,0	10,18	28	0,5	5,88	1,0
n265831	DOM VITOR TOYOTA 1716	2020	PC	DOM VITOR XEROX 653	3,0	0,5	2,18	26	99,0	4,86	12	1,0	7,37	28	2,0	8,55	0,1
255818	DOM VITOR SANTIAGO 348	2020	PO	MAUÁ RELEASE DO PONTAL 2973	3,0	0,5	-0,05	27	45,0	0,56	17	39,0	9,14	29	0,5	5,13	2,0
n267755	DO BOLSO U022	2020	PC	TAMANCA ALABAMA N003 FIV	2,9	0,5	-0,41		19,0	0,51	14	40,0	9,46	26	0,5	5,24	2,0
255296	CANOA MIRIM 178	2020	PO	CANOA MIRIM 26	2,8	0,5	1,07	22	99,0	-3,77	11	96,0	14,84	25	0,1	3,65	7,0
n264918	SJ T105	2020	PC	SJ R082	2,8	0,5	-0,39	29	20,0	5,19	15	1,0	3,64	30	15,0	7,01	0,5
n265905	TAMANCA R127	2020	PC	TAMANCA KAMIKAZE 0010	2,8	0,5	1,41	26	99,0	1,65	14	21,0	11,48	29	0,1	7,39	0,5
n264543	SJ T115	2020	PC	SJ R082	2,6	0,5	-0,33	29	24,0	6,03	15	0,5	2,35	30	26,0	7,20	0,5
256175	CV 5605	2020	PO	TH 529B 145Y EXPLORER 44D	2,6	0,5	-0,32	18	24,0	-0,47	9	59,0	6,50	20	3,0	2,78	13,0
n264707	SFX 2260	2020	PC	RECLUTA BALAZO T 214	2,6	0,5	-0,29	24	26,0	2,91	10	8,0	3,96	24	13,0	4,89	2,0
n265850	DOM VITOR BOOMER 1756	2020	PC	MAUA BOMMER DA CHARRUA 0504	2,6	0,5	0,82	28	95,0	6,19	18	0,5	3,23	31	18,0	7,80	0,1
n265917	TAMANCA R140	2020	PC	TAMANCA ALABAMA N004 FIV	2,5	1,0	0,87	28	96,0	4,31	15	2,0	7,33	31	2,0	7,97	0,1
n265976	TAMANCA R202	2020	PC	TAMANCA O138	2,5	1,0	0,63	27	90,0	3,68	15	4,0	6,98	30	2,0	7,17	0,5
n269492	SJ T107	2020	PC	SJ R082	2,4	1,0	-0,50	27	14,0	5,59	15	0,5	3,04	27	20,0	7,11	0,5
255668	SANTA RITA MAUA ROGER DO PONTAL PD834	2020	PO	MAUÁ ROGER DO PONTAL 4297	2,4	1,0	0,99		98,0	3,57	17	4,0	5,99	27	4,0	6,56	0,5
n265859	DOM VITOR GROSSO 1774	2020	PC	DOM VITOR XEROX 643	2,4	1,0	1,50	27	99,0	0,11	14	48,0	9,21	29	0,5	4,72	3,0
n269489	SJ T017	2020	PC	SJ R082	2,4	1,0	-0,47	27	15,0	4,36	15	2,0	1,17	28	38,0	4,95	2,0
n264780	SFX 2352	2020	PC	MAUÁ RELEASE DO PONTAL 2973	2,4	1,0	1,03	26	98,0	-0,85	14	66,0	8,49	27	1,0	3,40	8,0
n265815	DOM VITOR TH FRONTIER 1684	2020	PC	TH FRONTIER 174E	2,4	1,0	-0,11	29	40,0	2,33	12	13,0	4,67	30	9,0	4,66	3,0
n264914	SJ T093	2020	PC	SJ R082	2,4	1,0	-0,24	28	30,0	4,37	14	2,0	3,64	29	15,0	6,18	1,0
n265884	DOM VITOR SOBERANO 1826	2020	PC	DOM VITOR SOBERANO 411	2,4	1,0	1,07	28	99,0	2,48	17	12,0	6,63	31	3,0	5,80	1,0
n265844	DOM VITOR GROSSO 1744	2020	PC	DOM VITOR XEROX 643	2,4	1,0	0,77	27	94,0	1,66	14	21,0	6,46	30	3,0	4,89	2,0
n265260	SJ T053	2020	PC	SJ M060	2,4	1,0	0,10	27	57,0	2,89	14	8,0	4,97	29	8,0	5,38	1,0
n265810	DOM VITOR TH FRONTIER 1674	2020	PC	TH FRONTIER 174E	2,3	1,0	-0,02	27	47,0	-0,94	9	67,0	6,80	27	2,0	2,46	16,0
n265912	TAMANCA R135	2020	PC	TAMANCA KAMIKAZE 0010	2,3	1,0	1,95	26	99,0	-1,07	14	69,0	10,54	30	0,5	4,21	4,0

Peso ao Sobreano			Ganho Pós-Desmama			Perímetro Escrotal ao Sobreano			Musculatura			Estatura			Estrutura Corporal			Umbigo / Prepúcio			Pigmentação Ocular			Propriedade
DEP	AC	%	DEP	AC	%	DEP	AC	%	DEP	AC	%	DEP	AC	%	DEP	AC	%	DEP	AC	%	DEP	AC	%	
22,94	25	0,1	19,47	20	0,1	0,17		29,0	0,24	24	3,0	0,01	25	49,0	0,11	26	18,0	-0,04	26	32,0	0,08	19	21,0	FAZENDA MÃE RAINHA
18,60	28	0,1	12,89	23	0,1	0,46		6,0	0,45	29	0,1	0,26	31	2,0	0,11		18,0	-0,01		44,0	0,13		11,0	CABANHA DOM VITOR
20,37	28	0,1	11,17	23	0,1	0,57		3,0	0,34	29	0,5	0,32	31	0,5	0,29	26	0,5	0,10	29	89,0	0,11	22	16,0	FAZENDA SANTA RITA
17,14	29	0,1	13,36	24	0,1	0,49		5,0	0,11	29	20,0	0,13	31	14,0	0,11	31	17,0	0,02	32	58,0	0,07	23	26,0	FAZENDA SÃO JORGE
15,71	29	0,5	12,56	24	0,1	0,42		7,0	0,15	29	13,0	0,16	31	10,0	0,12	31	15,0	0,03	32	62,0	0,09	24	19,0	FAZENDA SÃO JORGE
21,54	29	0,1	13,50	25	0,1	0,25		20,0	0,14	30	14,0	0,15	32	12,0	0,10	31	19,0	0,01	33	54,0	0,08	24	22,0	FAZENDA SÃO JORGE
14,08	29	0,5	7,64	25	0,5	0,52		4,0	0,45	30	0,1	0,35	32	0,5	0,10		20,0	0,03		66,0	-0,41		99,0	CABANHA DOM VITOR
19,76	29	0,1	13,18	26	0,1	0,35		11,0	0,30	30	1,0	0,21	32	5,0	0,10		20,0	-0,04		28,0	-0,34	22	99,0	CABANHA DOM VITOR
19,80	26	0,1	13,28	21	0,1	0,36		11,0	0,16	25	12,0	0,20	27	6,0	0,10	25	20,0	-0,09	26	11,0	-0,29	20	99,0	ESTÂNCIA DO BOLSO
26,19	24	0,1	15,14	20	0,1	0,28		17,0	0,17	24	9,0	0,38	26	0,5	0,20	26	3,0	0,07	27	82,0	-0,21	18	98,0	ESTÂNCIA DO SALSO
12,63	30	1,0	10,96	26	0,1	0,32		14,0	0,10	31	24,0	0,02	33	45,0	0,05	32	33,0	0,02	33	58,0	0,01	25	48,0	FAZENDA SÃO JORGE
17,96	29	0,1	6,64	26	1,0	0,61		2,0	0,38	31	0,5	0,40	33	0,1	0,27	22	1,0	0,00		48,0	0,25	21	1,0	ESTÂNCIA TAMANCA
11,36	30	2,0	10,88	26	0,1	0,49		4,0	0,07	31	31,0	0,21	33	5,0	0,14	32	10,0	0,02	33	58,0	-0,12	25	89,0	FAZENDA SAO JORGE
17,82	19	0,1	14,46	14	0,1	0,33		13,0	0,17	16	10,0	0,12	17	18,0	0,09	18	23,0	-0,02	17	38,0	0,01	13	46,0	VACACÁI
12,34	24	1,0	10,03	19	0,1	0,22		23,0	0,35	24	0,5	0,07	27	30,0	0,22	26	2,0	-0,02	28	40,0	0,02	19	41,0	ESTÂNCIA SÃO FRANCISCO XAVIER
7,55	31	8,0	5,68	28	2,0	-0,14		70,0	0,54	32	0,1	0,02	34	46,0	0,13		12,0	-0,02		38,0	0,26		1,0	CABANHA DOM VITOR
11,36	31	2,0	4,92	27	4,0	0,41		8,0	0,39	32	0,5	0,32	34	1,0	0,24	23	1,0	-0,04		30,0	-0,03	23	61,0	ESTÂNCIA TAMANCA
11,35	30	2,0	5,54	26	3,0	0,18		27,0	0,43	31	0,1	0,17	33	9,0	0,04	23	39,0	-0,02		39,0	0,08	21	23,0	ESTÂNCIA TAMANCA
11,18	27	2,0	9,68	23	0,1	0,34		12,0	-0,02	27	58,0	0,11	28	20,0	0,05	28	35,0	0,04	29	67,0	-0,18	23	96,0	FAZENDA SÃO JORGE
11,84	28	1,0	7,48	25	0,5	0,25		20,0	0,19	30	7,0	0,07	32	29,0	0,27	26	1,0	-0,04	29	27,0	-0,04	25	66,0	FAZENDA SANTA RITA
17,15	29	0,1	8,85	24	0,1	0,43		7,0	0,17	29	11,0	0,15	31	12,0	0,01		49,0	-0,02		41,0	0,04		36,0	CABANHA DOM VITOR
10,59	28	2,0	11,47	24	0,1	0,28		17,0	0,12	27	19,0	0,03	29	42,0	0,13	29	12,0	0,03	30	64,0	0,01	23	46,0	FAZENDA SÃO JORGE
16,98	27	0,1	10,96	23	0,1	0,35		12,0	0,23	28	4,0	0,19	30	7,0	0,22	29	3,0	-0,06	30	22,0	-0,34	22	99,0	ESTÂNCIA SÃO FRANCISCO XAVIER
11,09	30	2,0	7,90	25	0,5	0,38		9,0	0,40	30	0,5	0,14	32	14,0	0,03		40,0	-0,03		33,0	0,12		12,0	CABANHA DOM VITOR
11,84	29	1,0	9,51	24	0,1	0,43		7,0	0,00	29	52,0	0,02	31	45,0	0,02	31	46,0	0,01	32	51,0	-0,23	24	99,0	FAZENDA SÃO JORGE
13,84	31	0,5	8,46	27	0,5	0,40		8,0	0,30	31	1,0	0,30	33	1,0	0,06		31,0	-0,02		39,0	0,19		3,0	CABANHA DOM VITOR
13,17	30	1,0	7,98	24	0,5	0,52		4,0	0,24	30	3,0	0,08	32	27,0	-0,03		61,0	-0,02		39,0	0,00		50,0	CABANHA DOM VITOR
15,21	29	0,5	11,91	24	0,1	0,21		24,0	0,00	29	53,0	0,12	31	18,0	0,06	31	30,0	-0,01	32	42,0	-0,13	23	89,0	FAZENDA SÃO JORGE
14,75	27	0,5	9,47	22	0,1	0,46		6,0	0,44	28	0,1	0,23	30	3,0	0,08		26,0	-0,01		43,0	0,04		34,0	CABANHA DOM VITOR
19,89	30	0,1	10,33	26	0,1	0,59		2,0	0,15	31	13,0	0,40	33	0,1	0,12	21	14,0	0,00		49,0	0,17	20	5,0	ESTÂNCIA TAMANCA

HEREFORD FÊMEAS JOVENS - TOP 10%

Reg	Nome	Nasc.	Livro	Pai	IQG	%	Peso ao Nascer			Peso à Desmama Materno			Peso à Desmama Direto			Total Materno	
							DEP	AC	%	DEPm	AC	%	DEPd	AC	%	DEP	%
n265263	SJ T069	2020	PC	SJ M060	2,3	1,0	0,34	27	75,0	1,51	13	23,0	5,78	29	5,0	4,40	4,0
n265805	DOM VITOR TH FRONTIER 1664	2020	PC	TH FRONTIER 174E	2,3	1,0	-0,85	27	4,0	1,00	10	31,0	3,27	27	18,0	2,64	14,0
267770	DO BOLSO U008	2020	PC	TAMANCA ALABAMA N003 FIV	2,3	1,0	0,27		70,0	0,80	16	35,0	10,77	25	0,1	6,19	1,0
n265822	DOM VITOR TH FRONTIER 1698	2020	PC	TH FRONTIER 174E	2,3	1,0	-0,13	27	38,0	0,67	10	37,0	6,00	28	4,0	3,67	7,0
255714	SANTA RITA MAUA ROGER DO PONTAL PD817	2020	PO	MAUÁ ROGER DO PONTAL 4297	2,3	1,0	1,23		99,0	5,10	19	1,0	4,79	31	8,0	7,50	0,1
n265840	DOM VITOR TOYOTA 1736	2020	PC	DOM VITOR XEROX 653	2,3	1,0	2,27	28	99,0	0,74	14	36,0	11,99	30	0,1	6,73	0,5
255787	SAO FERNANDO SL UNA 10342	2020	PO	SÃO FERNANDO SF TORDO 8773	2,3	1,0	0,82	24	95,0	2,57	11	11,0	6,54	29	3,0	5,84	1,0
n264921	SJ T111	2020	PC	SJ R082	2,3	1,0	0,34	27	75,0	1,79	11	19,0	6,63	28	3,0	5,11	2,0
n265259	SJ T045	2020	PC	SJ M060	2,2	1,0	0,09	27	57,0	1,70	14	21,0	5,02	29	7,0	4,21	4,0
n265262	SJ T059	2020	PC	SJ M060	2,2	1,0	0,16	28	62,0	3,43	16	5,0	4,58	30	9,0	5,72	1,0
n264148	SJ T073	2020	PC	SJ M060	2,2	1,0	0,29	26	72,0	0,79	15	35,0	6,49	29	3,0	4,04	5,0
n264536	SJ T077	2020	PC	SJ M060	2,2	1,0	0,13	26	60,0	0,94	14	32,0	6,54	28	3,0	4,22	4,0
n265257	SJ T041	2020	PC	SJ M060	2,2	2,0	-0,17	27	35,0	4,41	14	2,0	3,36	29	17,0	6,09	1,0
255412	ASP MAGALU SP H001 I002	2020	PO	ASP TE H004 HOLOPHOTE XCELORATOR SP D005	2,1	2,0	0,80		95,0	-0,40	9	57,0	10,52	23	0,5	4,86	2,0
255816	DOM VITOR SANTIAGO 342	2020	PO	MAUÁ RELEASE DO PONTAL 2973	2,1	2,0	0,26	30	70,0	1,71	18	20,0	5,59	33	5,0	4,51	3,0
n265918	TAMANCA R141	2020	PC	TAMANCA O118	2,1	2,0	-0,22	25	31,0	4,55	13	1,0	2,61	28	23,0	5,86	1,0
n265962	TAMANCA R188	2020	PC	RINCAO 2419	2,1	2,0	0,76	31	94,0	4,12	17	2,0	2,77	33	22,0	5,50	1,0
n265856	DOM VITOR TOYOTA 1768	2020	PC	DOM VITOR XEROX 653	2,1	2,0	1,47	27	99,0	2,84	13	9,0	6,79	29	2,0	6,23	1,0
n264911	SJ T085	2020	PC	SJ R082	2,1	2,0	0,14	27	60,0	3,35	13	5,0	5,24	28	7,0	5,97	1,0
265301	DO BOLSO U054	2020	PC	LA PIEDRA EDITOR LORD TE	2,1	2,0	0,51		85,0	-1,95	16	82,0	11,02	27	0,1	3,56	7,0
n264910	SJ T079	2020	PC	SJ R082	2,1	2,0	-0,49	29	15,0	4,31	15	2,0	3,94	30	13,0	6,28	0,5
255231	CANOA MIRIM 160	2020	PO	CANOA MIRIM 26	2,0	2,0	0,47	22	83,0	-3,42	11	95,0	9,54	24	0,5	1,35	30,0
n265258	SJ T043	2020	PC	SJ M060	2,0	2,0	0,17	27	63,0	1,48	14	24,0	5,70	29	5,0	4,33	4,0
n264894	SFX 2262	2020	PC	RECLUTA BALAZO T 214	2,0	2,0	-0,39	27	20,0	-0,89	12	66,0	5,73	28	5,0	1,98	21,0
n265563	SANTA RITA D179	2020	PC	MAUÁ ROGER DO PONTAL 4297	2,0	2,0	0,73		93,0	4,18	17	2,0	5,68	29	5,0	7,02	0,5
n265901	TAMANCA R121	2020	PC	GUAICOS X1040 TE	2,0	2,0	0,32	29	74,0	5,22	18	1,0	5,69	32	5,0	8,06	0,1
n264904	SJ T039	2020	PC	SJ R082	2,0	3,0	-0,12	26	39,0	2,51	12	11,0	4,13	27	12,0	4,57	3,0
256033	TAMANCA ORIENTAL R061	2020	PO	TAMANCA KAMIKAZE O010	2,0	3,0	1,90	26	99,0	-1,23	15	72,0	12,14	28	0,1	4,84	2,0
n265966	TAMANCA R192	2020	PC	RINCAO 2419	2,0	3,0	0,77	31	94,0	1,67	16	21,0	5,55	34	5,0	4,45	3,0
n265804	DOM VITOR TOYOTA 1662	2020	PC	DOM VITOR XEROX 653	2,0	3,0	1,78	27	99,0	2,66	14	10,0	5,99	29	4,0	5,65	1,0

Peso ao Sobreano			Ganho Pós-Desmama			Perímetro Escrotal ao Sobreano			Musculatura			Estatura			Estrutura Corporal			Umbigo / Prepúcio			Pigmentação Ocular			Propriedade
DEP	AC	%	DEP	AC	%	DEP	AC	%	DEP	AC	%	DEP	AC	%	DEP	AC	%	DEP	AC	%	DEP	AC	%	
16,08	29	0,5	12,34	25	0,1	0,30		16,0	0,00	29	51,0	0,20	31	6,0	0,15	30	9,0	-0,01	32	43,0	0,03	23	40,0	FAZENDA SÃO JORGE
10,56	28	2,0	8,53	23	0,5	0,36		11,0	0,45	28	0,1	0,00	30	51,0	0,08		24,0	-0,02		37,0	0,17		5,0	CABANHA DOM VITOR
15,80	26	0,5	4,92	21	4,0	0,58		2,0	0,13	25	18,0	0,17	27	9,0	0,10	26	18,0	0,01	26	53,0	0,02	20	43,0	ESTÂNCIA DO BOLSO
15,31	28	0,5	11,80	23	0,1	0,28		17,0	0,18	28	9,0	0,23	30	4,0	0,08		25,0	-0,02		37,0	0,16		6,0	CABANHA DOM VITOR
10,64	31	2,0	7,15	26	1,0	0,22		23,0	0,17	32	10,0	0,16	33	10,0	0,27	28	1,0	0,12	30	93,0	-0,07	27	74,0	FAZENDA SANTA RITA
20,68	30	0,1	10,39	25	0,1	0,60		2,0	-0,04	30	64,0	0,65	32	0,1	0,05		36,0	0,01		54,0	-0,20		98,0	CABANHA DOM VITOR
8,14	30	6,0	5,86		2,0	0,44		6,0	0,36	31	0,5	0,10	33	22,0	0,37	32	0,1	-0,02	34	39,0	0,11	24	16,0	CABANHA SÃO FERNANDO
14,99	29	0,5	8,97	24	0,1	0,58		2,0	-0,05	29	68,0	0,09	31	24,0	0,08	30	25,0	0,01	32	56,0	-0,20	23	98,0	FAZENDA SÃO JORGE
13,31	29	1,0	10,06	25	0,1	0,40		9,0	0,14	30	15,0	0,18	32	8,0	0,19	31	4,0	-0,02	32	40,0	-0,01	24	52,0	FAZENDA SÃO JORGE
11,00	30	2,0	7,46	26	0,5	0,45		6,0	0,05	31	37,0	0,04	33	37,0	0,18	32	5,0	0,00	33	47,0	-0,19	25	97,0	FAZENDA SÃO JORGE
15,89	29	0,5	11,65	25	0,1	0,21		24,0	0,04	30	40,0	0,17	32	10,0	0,13	31	12,0	-0,01	33	42,0	-0,12	24	87,0	FAZENDA SÃO JORGE
15,27	29	0,5	10,11	25	0,1	0,30		15,0	0,07	29	32,0	0,13	31	16,0	0,16	31	7,0	0,11	32	92,0	-0,07	24	76,0	FAZENDA SÃO JORGE
10,86	29	2,0	8,76	25	0,5	0,30		15,0	0,03	30	42,0	0,13	32	16,0	0,16	31	7,0	0,10	32	90,0	-0,10	24	84,0	FAZENDA SÃO JORGE
15,00	23	0,5	4,48	19	6,0	0,26		19,0	0,20	23	6,0	0,02	24	45,0	0,08	24	26,0	-0,01	25	43,0	-0,01	17	55,0	SÃO PEDRO
11,34	32	2,0	7,21	28	1,0	0,20		25,0	0,32	32	1,0	0,19	34	7,0	0,19		5,0	-0,05		27,0	-0,03	25	62,0	CABANHA DOM VITOR
4,93	28	19,0	2,53	24	20,0	0,13		34,0	0,58	28	0,1	0,02	31	45,0	0,17	21	7,0	-0,01		42,0	-0,01	18	53,0	ESTÂNCIA TAMANCA
8,44	34	6,0	7,06	30	1,0	0,68		1,0	0,13	35	17,0	0,18	36	8,0	0,21	27	3,0	-0,09		11,0	-0,12	26	87,0	ESTÂNCIA TAMANCA
12,87	29	1,0	6,90	25	1,0	0,28		17,0	0,22	30	5,0	0,37	32	0,5	0,07		28,0	0,03		65,0	-0,22		98,0	CABANHA DOM VITOR
11,52	29	1,0	6,85	24	1,0	0,51		4,0	-0,03	29	60,0	0,11	31	19,0	0,08	31	24,0	0,01	32	55,0	0,14	24	9,0	FAZENDA SÃO JORGE
17,60	27	0,1	8,04	21	0,5	0,30		15,0	0,13	27	17,0	0,17	29	9,0	0,12	29	15,0	-0,02	30	40,0	0,04	22	36,0	ESTÂNCIA DO BOLSO
11,64	30	1,0	9,26	26	0,1	0,35		12,0	-0,11	31	81,0	0,12	33	16,0	0,15	32	10,0	0,48	33	99,0	0,02	25	42,0	FAZENDA SÃO JORGE
17,36	24	0,1	9,92	20	0,1	0,19		26,0	0,32	24	1,0	0,18	26	7,0	0,27	26	1,0	-0,04	27	28,0	-0,23	18	99,0	ESTÂNCIA DO SALSO
12,59	29	1,0	7,96	25	0,5	0,32		14,0	0,08	30	28,0	0,12	32	18,0	0,16	31	8,0	-0,01	32	44,0	-0,24	24	99,0	FAZENDA SÃO JORGE
12,38	28	1,0	8,96	23	0,1	0,21		24,0	0,27	28	2,0	-0,01	30	55,0	0,09	30	22,0	-0,02	31	36,0	-0,31	23	99,0	ESTÂNCIA SÃO FRANCISCO XAVIER
9,63	29	4,0	4,61	25	5,0	0,28		17,0	0,12	29	20,0	0,11	31	19,0	0,13	26	13,0	-0,04	29	28,0	0,10	24	18,0	FAZENDA SANTA RITA
8,35	32	6,0	2,26	29	22,0	0,36		11,0	0,32	33	1,0	0,34	34	0,5	0,12	27	15,0	-0,01		42,0	-0,26	24	99,0	ESTÂNCIA TAMANCA
12,96	28	1,0	11,10	24	0,1	0,41		8,0	-0,18	28	93,0	0,15	30	12,0	-0,04	29	66,0	0,00	31	50,0	0,03	22	40,0	FAZENDA SÃO JORGE
17,71	29	0,1	6,22	25	1,0	0,37		10,0	0,20	29	7,0	0,41	32	0,1	0,20	23	3,0	-0,01		45,0	0,17	22	5,0	ESTÂNCIA TAMANCA
10,88	34	2,0	6,63	31	1,0	0,55		3,0	0,25	35	3,0	0,27	36	2,0	0,19	27	4,0	-0,10		10,0	-0,31	26	99,0	ESTÂNCIA TAMANCA
10,15	29	3,0	4,86	25	5,0	0,25		20,0	0,40	30	0,5	0,33	32	0,5	0,06		30,0	0,02		57,0	-0,34		99,0	CABANHA DOM VITOR

HEREFORD FÊMEAS JOVENS - TOP 10%

Reg	Nome	Nasc.	Livro	Pai	IQG	%	Peso ao Nascer			Peso à Desmama Materno			Peso à Desmama Direto			Total Materno	
							DEP	AC	%	DEPm	AC	%	DEPd	AC	%	DEP	%
n265837	DOM VITOR TH FRONTIER 1730	2020	PC	TH FRONTIER 174E	1,9	3,0	-0,18	27	34,0	0,65	10	38,0	2,61	28	23,0	1,96	21,0
255841	DOM VITOR SANTIAGO 320	2020	PO	MAUÁ RELEASE DO PONTAL 2973	1,9	3,0	0,77	29	94,0	-0,45	15	58,0	7,95	31	1,0	3,52	7,0
n264714	SFX 2270	2020	PC	RECLUTA BALAZO T 214	1,9	3,0	-0,33	24	23,0	1,77	10	20,0	3,33	24	17,0	3,44	8,0
n265549	SANTA RITA D133	2020	PC	G.B. BIRA SANTIAGO 05 SINUELO	1,9	3,0	0,13		59,0	-0,51	12	59,0	7,82	27	1,0	3,40	8,0
n264861	SFX 2482	2020	PC	RM9-19	1,9	3,0	0,81	22	95,0	0,02	8	49,0	7,83	24	1,0	3,94	5,0
n264538	SJ T083	2020	PC	SJ R082	1,9	3,0	-0,86	27	3,0	4,51	14	2,0	-1,45	29	68,0	3,78	6,0
n267744	DO BOLSO U004	2020	PC	TAMANCA ALABAMA N003 FIV	1,9	3,0	0,19		65,0	0,46	12	41,0	8,81	25	1,0	4,86	2,0
n265839	DOM VITOR TOYOTA 1734	2020	PC	DOM VITOR XEROX 653	1,9	3,0	1,79	27	99,0	1,20	14	28,0	7,07	30	2,0	4,74	3,0
n265931	TAMANCA R154	2020	PC	TAMANCA O138	1,9	3,0	0,11	27	58,0	5,17	15	1,0	1,60	29	33,0	5,97	1,0
n265937	TAMANCA R160	2020	PC	RINCAO 2419	1,9	3,0	1,19	29	99,0	2,74	15	9,0	3,81	31	14,0	4,64	3,0
n264737	SFX 2296	2020	PC	MAUÁ RELEASE DO PONTAL 2973	1,9	3,0	0,23	27	67,0	0,18	16	46,0	6,80	28	2,0	3,58	7,0
n267762	DO BOLSO U044	2020	PC	TAMANCA ALABAMA N003 FIV	1,9	3,0	-0,02		47,0	0,01	14	50,0	10,68	25	0,1	5,35	1,0
n264716	SFX 2272	2020	PC	RECLUTA BALAZO T 214	1,9	3,0	0,26	27	70,0	2,98	12	8,0	2,59	27	23,0	4,28	4,0
n265965	TAMANCA R191	2020	PC	RINCAO 2419	1,9	3,0	0,85	31	96,0	2,39	16	13,0	5,80	33	5,0	5,29	1,0
n265567	SANTA RITA D213	2020	PC	RM32019/2020	1,8	3,0	0,69		92,0	0,90	11	33,0	6,17	27	4,0	3,99	5,0
n265816	DOM VITOR TH FRONTIER 1686	2020	PC	TH FRONTIER 174E	1,8	3,0	-0,66	29	8,0	1,87	12	18,0	5,24	30	7,0	4,48	3,0
255995	TAMANCA ORIENTAL R018	2020	PO	TAMANCA KAMIKAZE O010	1,8	3,0	1,87	26	99,0	-3,25	14	94,0	10,76	29	0,1	2,13	19,0
264967	SÃO PEDRO E35	2020	PC	MAUÁ LORD DO PONTAL 4077	1,8	3,0	0,23	26	67,0	-1,33	14	74,0	7,38	27	2,0	2,36	17,0
n265255	SJ T033	2020	PC	SJ R082	1,8	3,0	0,00	28	49,0	2,21	14	14,0	4,75	29	9,0	4,58	3,0
255840	DOM VITOR SANTIAGO 310	2020	PO	MAUÁ RELEASE DO PONTAL 2973	1,8	3,0	0,43	27	81,0	-0,46	14	58,0	7,56	30	1,0	3,32	9,0
n264740	SFX 2300	2020	PC	RECLUTA BALAZO T 214	1,8	4,0	-0,41	26	19,0	2,37	11	13,0	1,93	26	30,0	3,33	9,0
n265690	BELA VISTA 03195	2020	PC	MAUÁ LORD DO PONTAL 4077	1,8	4,0	0,13		60,0	1,15	16	29,0	5,02	32	7,0	3,66	7,0
n265958	TAMANCA R184	2020	PC	TAMANCA O138	1,8	4,0	-0,31	27	25,0	4,21	15	2,0	3,13	29	19,0	5,78	1,0
n265873	DOM VITOR BOOMER 1802	2020	PC	DOM VITOR BOOMER 461	1,8	4,0	0,12	28	59,0	2,75	18	9,0	8,70	32	1,0	7,10	0,5
255781	SAO FERNANDO LONGSIDES 10356	2020	PO	SÃO FERNANDO ZORRO 8783	1,8	4,0	0,23	23	68,0	0,92	11	33,0	9,25	27	0,5	5,54	1,0
265811	DOM VITOR TOYOTA 1676	2020	PC	DOM VITOR XEROX 653	1,8	4,0	2,37	27	99,0	1,37	13	25,0	8,93	30	0,5	5,84	1,0
n265820	DOM VITOR TH FRONTIER 1694	2020	PC	TH FRONTIER 174E	1,8	4,0	-0,89	30	3,0	2,36	12	13,0	2,24	30	27,0	3,48	8,0
256036	TAMANCA O RENG0 R064	2020	PO	TAMANCA KAMIKAZE O001	1,8	4,0	0,60	27	89,0	-1,57	14	77,0	9,92	29	0,5	3,39	8,0
n267448	SJ T035	2020	PC	ANCARES FORC BOOMER 22 TE	1,8	4,0	0,18	27	64,0	1,68	12	21,0	6,55	29	3,0	4,96	2,0
n265942	TAMANCA R165	2020	PC	RINCAO 2419	1,7	4,0	0,84	31	96,0	1,58	16	22,0	4,31	33	11,0	3,73	6,0

Peso ao Sobreano			Ganho Pós-Desmama			Perímetro Escrotal ao Sobreano			Musculatura			Estatura			Estrutura Corporal			Umbigo / Prepúcio			Pigmentação Ocular			Propriedade
DEP	AC	%	DEP	AC	%	DEP	AC	%	DEP	AC	%	DEP	AC	%	DEP	AC	%	DEP	AC	%	DEP	AC	%	
9,53	28	4,0	8,46	23	0,5	0,38		10,0	0,31	29	1,0	0,10	31	23,0	0,08		25,0	-0,02		37,0	0,03		39,0	CABANHA DOM VITOR
14,94	31	0,5	8,64	26	0,5	0,19		27,0	0,23	31	4,0	0,30	33	1,0	0,11		18,0	-0,05		27,0	-0,06	21	72,0	CABANHA DOM VITOR
10,29	24	3,0	8,06	19	0,5	0,18		27,0	0,23	24	4,0	0,07	27	29,0	0,05	26	35,0	-0,02	28	40,0	-0,27	19	99,0	ESTÂNCIA SÃO FRANCISCO XAVIER
13,51	27	1,0	6,81	23	1,0	0,45		6,0	0,19	28	8,0	0,14	30	13,0	0,22	26	2,0	-0,05	28	27,0	-0,22	22	98,0	FAZENDA SANTA RITA
12,94	24	1,0	4,38	20	6,0	0,45		6,0	0,28	25	2,0	0,13	27	15,0	0,28	26	1,0	0,00	28	46,0	0,40	18	0,1	ESTÂNCIA SÃO FRANCISCO XAVIER
6,71	29	11,0	9,96	25	0,1	0,20		25,0	0,08	30	27,0	-0,02	32	57,0	0,12	31	15,0	0,00	33	50,0	-0,15	24	93,0	FAZENDA SÃO JORGE
14,14	25	0,5	5,89	20	2,0	0,41		8,0	0,06	25	34,0	0,15	27	11,0	0,06	25	30,0	-0,10	26	10,0	0,16	19	7,0	ESTÂNCIA DO BOLSO
12,11	30	1,0	6,43	25	1,0	0,43		7,0	0,24	30	3,0	0,29	32	1,0	0,00		53,0	0,02		60,0	-0,52		99,0	CABANHA DOM VITOR
2,65	30	32,0	0,69	26	42,0	0,40		9,0	0,53	31	0,1	0,09	33	25,0	0,10	23	18,0	-0,02		39,0	0,18	22	4,0	ESTÂNCIA TAMANCA
10,49	31	2,0	8,60	28	0,5	0,47		5,0	0,08	33	29,0	0,21	34	5,0	0,19	26	4,0	-0,11		9,0	-0,05	26	71,0	ESTÂNCIA TAMANCA
12,57	28	1,0	6,93	25	1,0	0,22		23,0	0,23	29	4,0	0,15	31	12,0	0,29	31	0,5	-0,05	32	26,0	0,03	24	38,0	ESTÂNCIA SÃO FRANCISCO XAVIER
15,43	25	0,5	5,37	20	3,0	0,26		19,0	0,04	25	40,0	0,19	27	7,0	0,05	25	35,0	0,06	26	76,0	-0,17	19	95,0	ESTÂNCIA DO BOLSO
9,65	27	4,0	8,55	22	0,5	0,19		26,0	0,10	28	23,0	0,06	30	32,0	0,12	29	14,0	-0,03	31	35,0	-0,08	22	80,0	ESTÂNCIA SÃO FRANCISCO XAVIER
10,09	34	3,0	5,13	30	4,0	0,50		4,0	0,21	34	6,0	0,25	36	2,0	0,21	26	3,0	-0,09		12,0	-0,16	26	94,0	ESTÂNCIA TAMANCA
11,06	28	2,0	5,16	23	4,0	0,32		14,0	0,27	28	2,0	0,15	30	12,0	0,03	23	42,0	-0,05	26	27,0	0,04	22	36,0	FAZENDA SANTA RITA
10,10	30	3,0	5,27	25	3,0	0,37		10,0	0,25	30	3,0	0,18	32	7,0	0,03		41,0	-0,04		31,0	0,07	13	26,0	CABANHA DOM VITOR
17,69	30	0,1	7,27	26	1,0	0,55		3,0	0,11	31	20,0	0,21	33	4,0	0,02	21	45,0	-0,01		45,0	-0,17	20	96,0	ESTÂNCIA TAMANCA
15,49	27	0,5	8,80	24	0,1	0,15		31,0	0,04	29	41,0	0,01	31	47,0	0,06	30	30,0	-0,01	31	43,0	-0,19	23	97,0	FAZENDA SÃO PEDRO
12,76	30	1,0	9,09	25	0,1	0,42		7,0	-0,13	30	86,0	0,15	32	11,0	0,07	31	28,0	0,00	33	49,0	-0,13	24	90,0	FAZENDA SÃO JORGE
17,58	30	0,1	13,19	26	0,1	0,04		47,0	-0,12	30	84,0	0,31	32	1,0	0,09		23,0	-0,04		30,0	-0,14	21	92,0	CABANHA DOM VITOR
9,18	26	4,0	8,89	21	0,1	0,08		40,0	0,16	27	11,0	0,09	29	24,0	0,04	29	37,0	-0,02	30	37,0	-0,14	21	91,0	ESTÂNCIA SÃO FRANCISCO XAVIER
11,73	33	1,0	8,10	29	0,5	0,11		36,0	0,13	32	17,0	0,15	34	12,0	0,11	33	18,0	-0,02	34	37,0	0,00	27	49,0	ESTÂNCIA BELA VISTA
3,88	30	24,0	0,12	26	50,0	0,18		28,0	0,55	31	0,1	0,07	33	28,0	0,13	23	12,0	-0,01		42,0	0,01	22	47,0	ESTÂNCIA TAMANCA
12,29	32	1,0	3,70	28	10,0	0,46		6,0	-0,02	33	57,0	0,28	34	1,0	-0,04		67,0	-0,04		32,0	0,10		18,0	CABANHA DOM VITOR
12,60	27	1,0	4,09	24	8,0	0,35		12,0	0,38	29	0,5	0,50	31	0,1	0,20	30	4,0	0,00	32	48,0	0,28	22	0,5	CABANHA SÃO FERNANDO
14,46	30	0,5	6,51	25	1,0	0,48		5,0	0,06	30	33,0	0,48	32	0,1	-0,01		56,0	0,01		56,0	-0,03		64,0	CABANHA DOM VITOR
6,95	30	10,0	5,54	25	3,0	0,35		11,0	0,28	30	2,0	0,00	32	50,0	0,03		40,0	-0,03		32,0	0,06		30,0	CABANHA DOM VITOR
18,66	30	0,1	11,17	26	0,1	0,41		8,0	-0,09	30	79,0	0,42	32	0,1	-0,02	22	60,0	-0,01		46,0	0,35	21	0,1	ESTÂNCIA TAMANCA
10,87	28	2,0	5,90	23	2,0	0,41		8,0	0,04	29	39,0	0,13	31	15,0	0,33	30	0,5	-0,04	32	27,0	0,04	23	35,0	FAZENDA SÃO JORGE
8,37	34	6,0	5,81	30	2,0	0,29		17,0	0,24	34	3,0	0,09	36	24,0	0,17	26	6,0	-0,09		13,0	-0,10	26	83,0	ESTÂNCIA TAMANCA

HEREFORD FÊMEAS JOVENS - TOP 10%

Reg	Nome	Nasc.	Livro	Pai	IQG	%	Peso ao Nascer			Peso à Desmama Materno			Peso à Desmama Direto			Total Materno	
							DEP	AC	%	DEPm	AC	%	DEPd	AC	%	DEP	%
256021	TAMANCA ORIENTAL R042	2020	PO	TAMANCA KAMIKAZE O010	1,7	4,0	3,25	25	99,0	-3,39	13	95,0	13,75	28	0,1	3,49	8,0
255991	TAMANCA NICACO R015	2020	PO	TAMANCA ALABAMA N004 FIV	1,7	4,0	0,33	27	75,0	0,57	15	39,0	6,50	31	3,0	3,82	6,0
n265571	SANTA RITA D244	2020	PC	RM32019/2020	1,7	4,0	0,29		72,0	-1,20	10	71,0	9,12	25	0,5	3,36	8,0
n264735	SFX 2294	2020	PC	RECLUTA BALAZO T 214	1,7	4,0	0,14	27	60,0	2,22	12	14,0	3,45	27	16,0	3,95	5,0
n264741	SFX 2302	2020	PC	MAUÁ RELEASE DO PONTAL 2973	1,7	5,0	-0,03	26	46,0	-1,62	14	78,0	6,26	27	3,0	1,51	27,0
n267494	DO BOLSO U036	2020	PC	TAMANCA ALABAMA N003 FIV	1,7	5,0	-0,38		21,0	-0,86	15	66,0	10,11	27	0,5	4,19	4,0
n265990	TAMANCA R216	2020	PC	TAMANCA III8	1,7	5,0	-0,25	28	29,0	0,86	16	34,0	2,47	30	25,0	2,10	20,0
255817	DOM VITOR SANTIAGO 346	2020	PO	MAUÁ RELEASE DO PONTAL 2973	1,7	5,0	0,26	28	70,0	-1,48	16	76,0	8,70	31	1,0	2,87	12,0
n264758	SFX 2322	2020	PC	RECLUTA BALAZO T 214	1,7	5,0	0,50	27	85,0	1,61	12	22,0	4,79	28	8,0	4,00	5,0
267801	SINUELO 688 CAUDILHO PATRIOTA	2020	PC	SINUELO 475 CAUDILHO	1,7	5,0	1,00	20	98,0	0,57	11	39,0	9,96	22	0,5	5,55	1,0
n264537	SJ T081	2020	PC	SJ R082	1,7	5,0	-0,58	27	11,0	1,06	15	30,0	2,97	30	20,0	2,54	15,0
n265821	DOM VITOR TH FRONTIER I696	2020	PC	TH FRONTIER I74E	1,7	5,0	-0,36	27	22,0	-1,00	9	68,0	5,42	27	6,0	1,71	25,0
n265944	TAMANCA R168	2020	PC	RINCAO 2419	1,7	5,0	1,06	31	99,0	2,37	15	13,0	3,14	33	19,0	3,94	5,0
n265855	DOM VITOR TOYOTA 1766	2020	PC	DOM VITOR XEROX 653	1,7	5,0	1,85	27	99,0	1,42	13	25,0	5,98	29	4,0	4,40	4,0
n264785	SFX 2362	2020	PC	RECLUTA BALAZO T 214	1,7	5,0	-0,41	27	19,0	2,16	11	15,0	4,01	28	13,0	4,17	4,0
265885	DOM VITOR TOYOTA 1718	2020	PC	DOM VITOR XEROX 653	1,7	5,0	2,63	28	99,0	0,77	14	35,0	8,07	30	1,0	4,81	2,0
n265823	DOM VITOR TH FRONTIER I700	2020	PC	TH FRONTIER I74E	1,6	5,0	-0,25	27	29,0	-0,06	11	51,0	4,25	28	11,0	2,06	20,0
n264720	SFX 2276	2020	PC	RECLUTA BALAZO T 214	1,6	5,0	-0,21	24	32,0	1,34	10	26,0	2,81	24	21,0	2,75	13,0
n264008	SJ T051	2020	PC	ANCARES FORC BOOMER 22 TE	1,6	5,0	0,08	29	55,0	1,10	15	30,0	3,93	31	13,0	3,07	11,0
n266376	SANTA TEREZA P3715	2020	PC	HORMIGA FULECO 7	1,6	5,0	0,32	26	74,0	0,40	9	42,0	4,79	29	8,0	2,79	13,0
n265880	DOM VITOR SOBERANO I816	2020	PC	DOM VITOR SOBERANO 411	1,6	5,0	0,28	28	71,0	2,53	16	11,0	4,40	31	10,0	4,73	3,0
n265963	TAMANCA R189	2020	PC	TAMANCA OI38	1,6	6,0	0,46	27	83,0	2,49	14	12,0	4,09	29	12,0	4,53	3,0
n265315	DO BOLSO UI06	2020	PC	ANCARES KAMIKAZE I	1,6	6,0	0,76		94,0	-0,07	17	51,0	8,90	30	0,5	4,38	4,0
n265809	DOM VITOR TH FRONTIER I672	2020	PC	TH FRONTIER I74E	1,6	6,0	0,21	27	66,0	-0,68	9	63,0	5,56	27	5,0	2,10	20,0
n264046	O2 IRMÃOS 0030	2020	PC	MAUÁ RELEASE DO PONTAL 2973	1,6	6,0	-0,34	23	23,0	1,52	15	23,0	4,39	25	10,0	3,72	6,0
n265577	SANTA RITA D334	2020	PC	RM32019/2020	1,6	6,0	0,40		79,0	-2,26	11	86,0	6,81	27	2,0	1,14	33,0
256007	TAMANCA O RENG0 R031	2020	PO	TAMANCA KAMIKAZE O001	1,6	6,0	0,68	26	92,0	-0,26	14	55,0	5,15	29	7,0	2,32	17,0
n265812	DOM VITOR SOBERANO I678	2020	PC	DOM VITOR SOBERANO 411	1,6	6,0	-0,13	27	38,0	4,68	14	1,0	0,18	29	50,0	4,78	2,0
255661	SANTA RITA MAUA ROGER DO PONTAL PD797	2020	PO	MAUÁ ROGER DO PONTAL 4297	1,6	6,0	0,58		88,0	6,46	18	0,1	2,27	30	26,0	7,60	0,1
n266003	TAMANCA R230	2020	PC	TAMANCA OI38	1,6	6,0	1,13	27	99,0	4,86	15	1,0	2,62	30	23,0	6,18	1,0

Peso ao Sobreano			Ganho Pós-Desmama			Perímetro Escrotal ao Sobreano			Musculatura			Estatura			Estrutura Corporal			Umbigo / Prepúcio			Pigmentação Ocular			Propriedade
DEP	AC	%	DEP	AC	%	DEP	AC	%	DEP	AC	%	DEP	AC	%	DEP	AC	%	DEP	AC	%	DEP	AC	%	
20,90	29	0,1	7,04	26	1,0	0,74		1,0	0,06	30	35,0	0,59	32	0,1	0,03	21	41,0	0,00		47,0	0,04	20	34,0	ESTÂNCIA TAMANCA
10,80	31	2,0	4,92	27	4,0	0,45		6,0	0,22	32	4,0	0,21	34	5,0	0,09	22	23,0	-0,05		27,0	-0,31	23	99,0	ESTÂNCIA TAMANCA
14,99	26	0,5	6,48	21	1,0	0,20		25,0	0,16	27	12,0	0,23	29	4,0	0,11	22	16,0	-0,05	25	25,0	-0,08	21	78,0	FAZENDA SANTA RITA
10,46	27	2,0	8,54	22	0,5	0,19		27,0	-0,04	28	63,0	0,08	30	28,0	0,04	29	38,0	-0,02	31	37,0	-0,08	22	78,0	ESTÂNCIA SÃO FRANCISCO XAVIER
11,94	27	1,0	6,75	24	1,0	0,20		25,0	0,28	28	2,0	-0,06	30	68,0	0,23	30	2,0	-0,04	30	29,0	-0,21	22	98,0	ESTÂNCIA SÃO FRANCISCO XAVIER
14,77	28	0,5	3,51	23	11,0	0,35		11,0	0,09	27	26,0	0,14	30	14,0	0,03	28	42,0	0,03	29	62,0	-0,02	21	58,0	ESTÂNCIA DO BOLSO
7,76	31	7,0	7,34	27	1,0	0,21		24,0	0,30	31	1,0	0,06	33	34,0	0,01	21	50,0	-0,04		27,0	-0,03	19	63,0	ESTÂNCIA TAMANCA
13,49	31	1,0	5,98	27	2,0	0,06		44,0	0,33	31	1,0	0,22	33	4,0	0,08		25,0	-0,04		27,0	0,00	22	49,0	CABANHA DOM VITOR
11,96	28	1,0	8,95	22	0,1	0,20		25,0	0,03	28	41,0	0,28	30	1,0	0,03	30	40,0	-0,02	31	39,0	-0,14	22	91,0	ESTÂNCIA SÃO FRANCISCO XAVIER
13,67	22	0,5	2,97	18	16,0	0,21		24,0	0,17	21	11,0	0,27	23	2,0	0,17	23	6,0	-0,11	24	8,0	-0,07	16	75,0	FAZENDA SINUELO
11,10	30	2,0	9,94	25	0,1	0,05		44,0	0,06	30	35,0	0,06	32	31,0	0,13	32	14,0	0,01	33	53,0	0,09	25	18,0	FAZENDA SÃO JORGE
13,74	27	0,5	10,16	22	0,1	0,37		10,0	0,08	28	29,0	0,21	30	5,0	0,06		31,0	-0,01		45,0	0,00		52,0	CABANHA DOM VITOR
7,32	34	9,0	4,85	30	5,0	0,42		8,0	0,16	34	12,0	0,04	36	38,0	0,21	26	3,0	-0,09		13,0	-0,10	25	83,0	ESTÂNCIA TAMANCA
11,25	30	2,0	7,04	25	1,0	0,17		29,0	0,24	30	3,0	0,37	32	0,5	0,08		25,0	0,01		55,0	-0,11		85,0	CABANHA DOM VITOR
8,44	28	6,0	6,01	23	2,0	0,17		29,0	0,13	28	16,0	0,05	30	35,0	0,23	29	2,0	-0,02	31	38,0	-0,28	22	99,0	ESTÂNCIA SÃO FRANCISCO XAVIER
13,28	30	1,0	6,19	26	2,0	0,32		14,0	0,10	30	24,0	0,35	32	0,5	0,05		34,0	0,02		57,0	-0,07		76,0	CABANHA DOM VITOR
9,63	28	4,0	5,62	23	2,0	0,45		6,0	0,20	29	7,0	-0,01	31	53,0	0,08		25,0	-0,03		34,0	0,27		1,0	CABANHA DOM VITOR
9,51	24	4,0	7,78	19	0,5	0,15		32,0	0,18	24	9,0	-0,11	27	81,0	0,11	26	17,0	-0,02	28	40,0	0,05	19	33,0	ESTÂNCIA SÃO FRANCISCO XAVIER
9,08	31	4,0	6,25	26	1,0	0,37		10,0	0,18	31	8,0	0,15	33	13,0	0,10	32	19,0	-0,04	34	28,0	0,11	26	15,0	FAZENDA SÃO JORGE
11,74	30	1,0	7,15	25	1,0	0,05		45,0	0,22	30	5,0	0,16	32	10,0	0,07	29	26,0	-0,06	26	23,0	0,23	20	1,0	FAZENDA SANTA TEREZA
10,96	31	2,0	7,88	27	0,5	0,26		19,0	0,08	31	29,0	0,37	33	0,5	0,06		30,0	-0,02		40,0	0,06		29,0	CABANHA DOM VITOR
6,08	30	13,0	2,04	26	25,0	0,29		16,0	0,40	30	0,1	0,17	32	9,0	0,03	23	42,0	-0,02		39,0	0,05	21	32,0	ESTÂNCIA TAMANCA
13,89	31	0,5	6,77	27	1,0	0,32		14,0	0,04	31	40,0	0,39	33	0,1	0,24	31	2,0	0,16	32	97,0	0,56	24	0,1	ESTÂNCIA DO BOLSO
13,03	27	1,0	8,64	22	0,5	0,51		4,0	0,04	28	40,0	0,24	30	3,0	0,06		31,0	-0,01		43,0	-0,09		81,0	CABANHA DOM VITOR
9,21	24	4,0	4,36	21	7,0	0,40		9,0	0,20	24	6,0	0,15	26	11,0	0,12	26	15,0	-0,04	26	31,0	-0,18	20	96,0	FAZENDA 2 IRMÃOS
13,85	27	0,5	8,60	22	0,5	0,10		38,0	0,12	27	20,0	0,05	29	34,0	0,14	23	10,0	0,12	26	94,0	0,08	22	23,0	FAZENDA SANTA RITA
9,62	30	4,0	6,78	26	1,0	0,39		9,0	0,18	31	8,0	0,15	33	13,0	0,05	23	33,0	-0,01		44,0	0,29	21	0,5	ESTÂNCIA TAMANCA
5,46	30	16,0	6,35	26	1,0	0,15		31,0	0,09	31	26,0	0,10	33	22,0	0,08		25,0	-0,01		46,0	0,01		48,0	CABANHA DOM VITOR
4,36	30	22,0	2,10	26	24,0	0,19		26,0	0,13	30	17,0	0,20	32	6,0	0,25	27	1,0	-0,03	30	33,0	0,12	26	12,0	FAZENDA SANTA RITA
2,87	30	31,0	-0,64	26	61,0	0,47		5,0	0,35	31	0,5	0,11	33	19,0	0,06	23	31,0	-0,01		44,0	0,11	22	15,0	ESTÂNCIA TAMANCA

HEREFORD FÊMEAS JOVENS - TOP 10%

Reg	Nome	Nasc.	Livro	Pai	IQG	%	Peso ao Nascer			Peso à Desmama Materno			Peso à Desmama Direto			Total Materno	
							DEP	AC	%	DEPm	AC	%	DEPd	AC	%	DEP	%
n265886	TAMANCA R103	2020	PC	GUAICOS X1040 TE	1,5	6,0	-0,25	29	29,0	3,54	18	4,0	4,18	32	12,0	5,64	1,0
n267742	DO BOLSO U002	2020	PC	TAMANCA ALABAMA N003 FIV	1,5	6,0	-0,30		25,0	-1,14	15	70,0	10,65	24	0,1	4,19	4,0
n265832	DOM VITOR SOBERANO 1720	2020	PC	DOM VITOR SOBERANO 411	1,5	6,0	1,54	27	99,0	2,08	17	16,0	3,92	31	13,0	4,04	5,0
256176	CV CV5603	2020	PO	TH 529B 145Y EXPLORER 44D	1,5	6,0	-0,54	18	12,0	-1,21	9	72,0	2,38	20	25,0	-0,02	51,0
264379	SS 71 CARONA	2020	PC	PALENQUERO DOMINANTE 202 HALCON	1,5	6,0	0,10	23	57,0	2,22	10	14,0	4,67	24	9,0	4,56	3,0
256017	TAMANCA O RENGO R044	2020	PO	TAMANCA KAMIKAZE O001	1,5	6,0	0,64	25	90,0	1,42	12	25,0	5,97	26	4,0	4,40	4,0
n264711	SFX 2266	2020	PC	MAUÁ RELEASE DO PONTAL 2973	1,5	6,0	0,16	26	62,0	-1,98	14	83,0	6,21	27	4,0	1,12	33,0
n264770	SFX 2338	2020	PC	MAUÁ RELEASE DO PONTAL 2973	1,5	6,0	0,59	28	89,0	-2,14	16	85,0	8,52	31	1,0	2,12	20,0
n264749	SFX 2312	2020	PC	RECLUTA BALAZO T 214	1,5	6,0	0,02	27	50,0	1,80	11	19,0	1,54	27	34,0	2,57	15,0
256011	TAMANCA O RENGO R035	2020	PO	TAMANCA KAMIKAZE O001	1,5	7,0	0,85	27	96,0	-0,75	13	64,0	6,40	29	3,0	2,45	16,0
n265694	BELA VISTA 03209	2020	PC	MAUÁ LORD DO PONTAL 4077	1,5	7,0	-0,16		36,0	-0,30	15	56,0	5,68	31	5,0	2,54	15,0
n265877	DOM VITOR BOOMER 1810	2020	PC	MAUA BOMMER DA CHARRUA 0504	1,5	7,0	0,82	28	96,0	2,05	17	16,0	6,36	31	3,0	5,23	2,0
255767	SAO FERNANDO BECKY 10378	2020	PO	SÃO FERNANDO SF TORDO 8773	1,5	7,0	0,52	26	86,0	-0,59	14	61,0	8,89	30	0,5	3,86	6,0
n265551	SANTA RITA DI35	2020	PC	G.B. BIRA SANTIAGO 05 SINUELO	1,5	7,0	0,83		96,0	-1,87	12	81,0	6,44	27	3,0	1,35	30,0
n264777	SFX 2346	2020	PC	RECLUTA BALAZO T 214	1,5	7,0	0,07	24	55,0	1,32	10	26,0	1,16	24	38,0	1,91	22,0
255815	DOM VITOR SANTIAGO 324	2020	PO	MAUÁ RELEASE DO PONTAL 2973	1,5	7,0	0,46	27	83,0	-0,35	14	56,0	6,28	30	3,0	2,79	13,0
265825	DOM VITOR TOYOTA 1704	2020	PC	DOM VITOR XEROX 653	1,5	7,0	1,52	27	99,0	1,60	13	22,0	5,43	29	6,0	4,31	4,0
n265677	BELA VISTA 03163	2020	PC	MAUÁ LORD DO PONTAL 4077	1,5	7,0	0,15		61,0	1,41	13	25,0	3,86	31	14,0	3,34	9,0
255755	SAO FERNANDO MARGARITA BOOMER 10334	2020	PO	SÃO FERNANDO DAFFY 8771	1,5	7,0	1,37	24	99,0	3,51	13	5,0	4,67	27	9,0	5,84	1,0
n265854	DOM VITOR GROSSO 1764	2020	PC	DOM VITOR XEROX 643	1,5	7,0	1,51	26	99,0	2,36	14	13,0	4,48	29	10,0	4,60	3,0
255674	SANTA RITA MAUA ROGER DO PONTAL PD845	2020	PO	MAUÁ ROGER DO PONTAL 4297	1,4	7,0	1,20		99,0	2,28	18	14,0	4,09	29	12,0	4,32	4,0
n265945	TAMANCA R170	2020	PC	RINCAO 2419	1,4	7,0	2,30	32	99,0	-0,23	16	54,0	5,82	34	5,0	2,68	14,0
264973	SÃO PEDRO E80	2020	PC	BELVISTA 2488	1,4	8,0	0,21	23	66,0	-1,02	14	69,0	5,74	25	5,0	1,84	23,0
n264728	SFX 2286	2020	PC	MAUÁ RELEASE DO PONTAL 2973	1,4	8,0	0,24	26	68,0	-0,38	14	57,0	5,55	27	5,0	2,39	17,0
n265826	DOM VITOR TH FRONTIER 1706	2020	PC	TH FRONTIER 174E	1,4	8,0	0,26	28	70,0	-0,41	10	57,0	2,68	28	23,0	0,93	36,0
n265808	DOM VITOR TH FRONTIER 1670	2020	PC	TH FRONTIER 174E	1,4	8,0	-0,30	27	26,0	-0,81	9	65,0	1,95	27	30,0	0,16	48,0
255823	DOM VITOR INVASOR 356	2020	PO	DOM VITOR INVASOR 85	1,4	8,0	0,23	23	67,0	0,97	13	32,0	8,93	26	0,5	5,44	1,0
256037	TAMANCA O RENGO R065	2020	PO	TAMANCA KAMIKAZE O001	1,4	8,0	0,91	27	97,0	0,09	14	48,0	6,90	29	2,0	3,54	7,0
255223	CANOA MIRIM 164	2020	PO	HORMIGA FULECO 7	1,4	8,0	-0,75	27	5,0	-0,62	11	61,0	4,21	28	11,0	1,49	28,0
n265923	TAMANCA R146	2020	PC	RINCAO 2419	1,4	8,0	0,13	31	59,0	1,91	16	18,0	2,67	33	23,0	3,24	9,0

Peso ao Sobreano			Ganho Pós-Desmama			Perímetro Escrotal ao Sobreano			Musculatura			Estatura			Estrutura Corporal			Umbigo / Prepúcio			Pigmentação Ocular			Propriedade
DEP	AC	%	DEP	AC	%	DEP	AC	%	DEP	AC	%	DEP	AC	%	DEP	AC	%	DEP	AC	%	DEP	AC	%	
4,71	32	20,0	-0,28	29	56,0	0,33		13,0	0,39	33	0,5	0,17	34	10,0	0,21	27	3,0	-0,01		42,0	-0,14	24	91,0	ESTÂNCIA TAMANCA
15,40	25	0,5	5,75	21	2,0	0,24		21,0	0,00	26	52,0	0,30	28	1,0	0,06	26	32,0	-0,11	27	8,0	0,19	20	3,0	ESTÂNCIA DO BOLSO
8,14	31	6,0	5,13	27	4,0	0,22		23,0	0,21	31	5,0	0,19	33	6,0	0,05		33,0	-0,01		42,0	0,04		35,0	CABANHA DOM VITOR
11,10	19	2,0	10,97	14	0,1	0,12		35,0	0,13	16	16,0	-0,01	17	55,0	-0,07	18	76,0	-0,04	17	29,0	0,02	13	43,0	VACACAÍ
6,89	24	10,0	3,40	20	12,0	0,46		6,0	0,11	23	20,0	0,07	25	29,0	0,04	24	37,0	-0,02		39,0	0,22	16	2,0	CABANHA SANTA SILVANA
7,90	27	7,0	3,05	24	15,0	0,49		4,0	0,24	28	3,0	0,23	30	3,0	0,05	23	34,0	-0,01		43,0	0,30	21	0,5	ESTÂNCIA TAMANCA
12,43	27	1,0	7,09	24	1,0	0,26		19,0	0,16	29	12,0	0,05	31	35,0	-0,04	30	65,0	-0,04	31	31,0	0,05	23	34,0	ESTÂNCIA SÃO FRANCISCO XAVIER
13,17	31	1,0	5,65	26	2,0	0,37		10,0	0,21	31	5,0	0,22	33	4,0	0,20	32	3,0	-0,04	33	29,0	-0,30	25	99,0	ESTÂNCIA SÃO FRANCISCO XAVIER
8,23	27	6,0	8,26	22	0,5	0,09		39,0	0,09	28	25,0	0,03	30	42,0	0,13	29	13,0	-0,02	31	37,0	0,03	22	41,0	ESTÂNCIA SÃO FRANCISCO XAVIER
11,51	30	2,0	6,29	26	1,0	0,38		10,0	0,28	31	1,0	0,34	33	0,5	0,16	23	8,0	-0,01		46,0	0,40	22	0,1	ESTÂNCIA TAMANCA
10,70	31	2,0	6,05	27	2,0	0,20		26,0	0,10	31	23,0	-0,04	33	65,0	-0,03	32	61,0	-0,01	33	42,0	-0,18	25	96,0	ESTÂNCIA BELA VISTA
9,73	31	3,0	4,35	27	7,0	0,08		40,0	0,11	31	21,0	0,25	33	2,0	0,08		25,0	-0,03		35,0	0,35		0,1	CABANHA DOM VITOR
10,77	30	2,0	2,16	26	23,0	0,44		6,0	0,33	31	1,0	0,33	33	0,5	0,35	32	0,1	-0,01	33	43,0	0,13	25	11,0	CABANHA SÃO FERNANDO
11,88	27	1,0	6,74	23	1,0	0,04		46,0	0,28	28	2,0	0,12	30	18,0	0,13	25	12,0	-0,04	29	30,0	-0,11	22	86,0	FAZENDA SANTA RITA
8,10	24	7,0	8,39	19	0,5	0,05		45,0	0,26	24	2,0	-0,13	27	85,0	0,16	26	7,0	-0,01	27	41,0	-0,03	19	63,0	ESTÂNCIA SÃO FRANCISCO XAVIER
10,50	30	2,0	4,74	26	5,0	0,23		22,0	0,21	30	5,0	0,13	32	16,0	0,09		23,0	-0,04		30,0	-0,17	21	95,0	CABANHA DOM VITOR
9,80	30	3,0	5,45	25	3,0	0,05		45,0	0,21	30	6,0	0,30	32	1,0	0,06		32,0	0,02		57,0	-0,21		98,0	CABANHA DOM VITOR
9,13	31	4,0	6,12	27	2,0	0,24		21,0	0,02	31	47,0	0,04	33	38,0	0,10	32	20,0	-0,03	33	34,0	-0,01	25	53,0	ESTÂNCIA BELA VISTA
6,79	28	10,0	2,88	25	16,0	0,12		34,0	0,28	29	1,0	0,32	32	1,0	0,18	31	6,0	-0,01	32	41,0	-0,17	23	95,0	CABANHA SÃO FERNANDO
7,20	29	9,0	3,55	24	11,0	0,38		10,0	0,18	30	8,0	0,22	32	4,0	0,00		51,0	0,02		57,0	-0,23		99,0	CABANHA DOM VITOR
6,81	30	10,0	3,28	26	13,0	0,27		18,0	0,10	30	24,0	0,02	32	44,0	0,14	27	10,0	-0,03	30	33,0	-0,07	25	76,0	FAZENDA SANTA RITA
10,35	34	3,0	4,93	31	4,0	0,48		5,0	0,18	35	9,0	0,21	36	5,0	0,17	26	7,0	-0,08		14,0	-0,06	25	74,0	ESTÂNCIA TAMANCA
11,37	25	2,0	6,55	21	1,0	0,30		15,0	0,09	26	27,0	0,09	28	24,0	0,06	28	32,0	0,02	29	57,0	0,08	21	24,0	FAZENDA SÃO PEDRO
10,65	27	2,0	5,32	24	3,0	0,34		12,0	0,10	28	22,0	0,08	30	27,0	0,19	30	4,0	-0,03	30	32,0	-0,33	22	99,0	ESTÂNCIA SÃO FRANCISCO XAVIER
7,52	28	8,0	6,19	23	2,0	0,08		40,0	0,34	29	0,5	-0,03	31	60,0	0,09		23,0	-0,03		36,0	0,22		2,0	CABANHA DOM VITOR
7,79	27	7,0	8,08	23	0,5	0,32		14,0	0,32	29	1,0	-0,10	31	79,0	0,06		32,0	-0,02		40,0	0,07		27,0	CABANHA DOM VITOR
13,34	26	1,0	5,98	23	2,0	0,50		4,0	-0,18	27	93,0	0,42	29	0,1	-0,02		59,0	-0,04		31,0	0,15	16	7,0	CABANHA DOM VITOR
9,07	30	4,0	3,12	26	14,0	0,32		14,0	0,26	31	2,0	0,19	33	7,0	-0,03	23	63,0	-0,01		42,0	0,23	21	1,0	ESTÂNCIA TAMANCA
11,26	27	2,0	8,11	23	0,5	-0,26		83,0	0,36	27	0,5	0,24	29	3,0	0,26	29	1,0	-0,02	28	40,0	0,16	21	6,0	ESTÂNCIA DO SALSO
6,75	34	11,0	5,52	30	3,0	0,18		28,0	0,12	34	18,0	-0,08	36	75,0	0,06	26	29,0	-0,09		11,0	-0,02	26	59,0	ESTÂNCIA TAMANCA

HEREFORD FÊMEAS JOVENS - TOP 10%

Reg	Nome	Nasc.	Livro	Pai	IQG	%	Peso ao Nascer			Peso à Desmama Materno			Peso à Desmama Direto			Total Materno	
							DEP	AC	%	DEPm	AC	%	DEPd	AC	%	DEP	%
255814	DOM VITOR SANTIAGO 322	2020	PO	MAUÁ RELEASE DO PONTAL 2973	1,4	8,0	0,02	27	51,0	1,02	16	31,0	5,91	30	4,0	3,97	5,0
n265824	DOM VITOR TOYOTA 1702	2020	PC	DOM VITOR XEROX 653	1,4	8,0	1,82	25	99,0	1,34	12	26,0	5,34	26	6,0	4,01	5,0
n265853	DOM VITOR TOYOTA 1762	2020	PC	DOM VITOR XEROX 653	1,4	9,0	1,96	28	99,0	-1,15	14	71,0	6,18	30	4,0	1,94	22,0
n266372	SANTA TEREZA P3705	2020	PC	MAUÁ LORD DO PONTAL 4077	1,4	9,0	0,53	25	86,0	-0,13	12	52,0	3,44	27	16,0	1,60	26,0
n265984	TAMANCA R210	2020	PC	TAMANCA III8	1,4	9,0	-1,29	28	0,5	0,26	16	45,0	3,51	30	16,0	2,02	21,0
n266378	SANTA TEREZA P3719	2020	PC	HORMIGA FULECO 7	1,4	9,0	-0,13	26	38,0	0,28	9	44,0	1,70	29	32,0	1,14	33,0
n267753	DO BOLSO U018	2020	PC	TAMANCA ALABAMA N003 FIV	1,4	9,0	-0,37		21,0	-0,78	14	64,0	6,88	26	2,0	2,66	14,0
n264755	SFX 2318	2020	PC	MAUÁ RELEASE DO PONTAL 2973	1,4	9,0	0,04	27	52,0	-0,04	16	51,0	5,67	28	5,0	2,79	13,0
n263998	SJ T021	2020	PC	ANCARES FORC BOOMER 22 TE	1,4	9,0	-0,17	26	35,0	-0,40	10	57,0	3,32	28	17,0	1,27	31,0
n264768	SFX 2336	2020	PC	RECLUTA BALAZO T 214	1,3	9,0	-0,32	25	24,0	2,09	11	16,0	1,63	27	33,0	2,90	12,0
n263971	SJ T061	2020	PC	HORMIGA FULECO 7	1,3	9,0	-0,28	28	27,0	2,37	12	13,0	3,07	30	19,0	3,91	5,0
256019	TAMANCA O RENG0 R046	2020	PO	TAMANCA KAMIKAZE O001	1,3	9,0	0,46	25	83,0	-1,55	13	77,0	7,59	29	1,0	2,25	18,0
n264047	02 IRMÃOS 0031	2020	PC	2 IRMÃOS D009	1,3	9,0	1,50	19	99,0	-0,09	10	52,0	6,61	20	3,0	3,21	9,0
255832	DOM VITOR LORD 330	2020	PO	MAUÁ LORD DO PONTAL 4077	1,3	9,0	0,04	27	53,0	-0,10	14	52,0	5,32	31	6,0	2,57	15,0
264388	SS 83 CHORONA	2020	PC	PALENQUERO DOMINANTE 202 HALCON	1,3	9,0	-0,36	23	21,0	1,94	10	18,0	3,21	25	18,0	3,54	7,0
n266380	SANTA TEREZA P3723	2020	PC	HORMIGA FULECO 7	1,3	9,0	-0,14	27	37,0	0,47	10	41,0	4,16	30	12,0	2,55	15,0
256038	TAMANCA P007 OLVIDO R066	2020	PO	TAMANCA OLVIDO P007	1,3	9,0	-0,10	25	41,0	-0,44	13	58,0	6,08	28	4,0	2,60	15,0
255297	CANOA MIRIM 169	2020	PO	HORMIGA FULECO 7	1,3	9,0	0,06	25	54,0	-0,21	10	54,0	2,35	26	26,0	0,97	35,0
n265878	DOM VITOR BOOMER 1812	2020	PC	DOM VITOR BOOMER 461	1,3	9,0	0,51	29	85,0	3,08	18	7,0	3,61	32	15,0	4,89	2,0
264966	SÃO PEDRO E25	2020	PC	DOM VITOR CARBONERO 115 CUBO	1,3	9,0	0,42	25	80,0	1,10	10	30,0	5,04	26	7,0	3,62	7,0
n266374	SANTA TEREZA P3711	2020	PC	MAUÁ LORD DO PONTAL 4077	1,3	9,0	0,54	28	87,0	0,62	14	38,0	4,50	31	10,0	2,87	12,0
264950	SÃO PEDRO E02	2020	PC	DOM VITOR CARBONERO 115 CUBO	1,3	10,0	0,93	25	97,0	0,78	10	35,0	4,18	26	12,0	2,87	12,0
n265546	SANTA RITA D122	2020	PC	RM32019/2020	1,3	10,0	0,06		54,0	-0,32	11	56,0	3,60	25	15,0	1,48	28,0
n264782	SFX 2356	2020	PC	RECLUTA BALAZO T 214	1,3	10,0	-0,09	24	42,0	1,62	10	22,0	1,19	24	38,0	2,21	19,0
n265583	SANTA RITA D423	2020	PC	RM32019/2020	1,3	10,0	0,54		87,0	-1,82	11	81,0	7,89	27	1,0	2,13	19,0
n265830	DOM VITOR SOBERANO 1714	2020	PC	DOM VITOR SOBERANO 411	1,3	10,0	-0,29	27	26,0	4,92	14	1,0	0,15	30	50,0	4,99	2,0
264968	SÃO PEDRO E52	2020	PC	DOM VITOR CARBONERO 115 CUBO	1,3	10,0	0,94	25	97,0	1,29	11	27,0	4,83	26	8,0	3,71	6,0
n265554	SANTA RITA D168	2020	PC	RM32019/2020	1,3	10,0	0,56		87,0	-1,29	11	73,0	5,98	28	4,0	1,70	25,0
n264713	SFX 2268	2020	PC	MAUÁ RELEASE DO PONTAL 2973	1,3	10,0	0,36	24	77,0	-1,56	14	77,0	5,15	26	7,0	1,02	35,0
n265311	DO BOLSO U094	2020	PC	LA PIEDRA EDITOR LORD TE	1,3	10,0	-0,21		32,0	-0,04		51,0	9,35		0,5	4,63	3,0

Peso ao Sobreano			Ganho Pós-Desmama			Perímetro Escrotal ao Sobreano			Musculatura			Estatura			Estrutura Corporal			Umbigo / Prepúcio			Pigmentação Ocular			Propriedade
DEP	AC	%	DEP	AC	%	DEP	AC	%	DEP	AC	%	DEP	AC	%	DEP	AC	%	DEP	AC	%	DEP	AC	%	
9,70	30	3,0	4,50	25	6,0	0,31		15,0	0,10	30	24,0	0,19	32	7,0	0,07		29,0	-0,04		27,0	-0,19	21	97,0	CABANHA DOM VITOR
7,66	26	8,0	3,03	22	15,0	0,26		19,0	0,34	28	0,5	0,28	30	1,0	0,04		39,0	0,02		60,0	-0,23		99,0	CABANHA DOM VITOR
13,02	30	1,0	8,22	26	0,5	0,32		14,0	0,03	31	42,0	0,29	33	1,0	0,03		40,0	0,02		59,0	-0,10		84,0	CABANHA DOM VITOR
9,68	27	3,0	6,65	24	1,0	0,07		41,0	0,25	28	3,0	0,15	30	12,0	0,14	29	10,0	-0,01		42,0	-0,04		65,0	FAZENDA SANTA TEREZA
7,90	31	7,0	6,43	27	1,0	-0,10		65,0	0,22	32	5,0	0,01	33	47,0	-0,10	23	84,0	-0,04		30,0	-0,28	21	99,0	ESTÂNCIA TAMANCA
8,23	29	6,0	7,18	25	1,0	-0,10		65,0	0,30	30	1,0	-0,06	32	70,0	0,18	28	5,0	-0,02		39,0	0,09		18,0	FAZENDA SANTA TEREZA
11,84	26	1,0	5,54	21	3,0	0,35		11,0	-0,03	25	62,0	0,09	27	24,0	-0,15	26	93,0	-0,12	26	6,0	-0,37	20	99,0	ESTÂNCIA DO BOLSO
8,99	28	5,0	4,45	25	6,0	0,24		21,0	0,24	29	3,0	0,19	31	7,0	0,14	31	10,0	-0,07	31	18,0	-0,10	24	83,0	ESTANCIA SÃO FRANCISCO XAVIER
9,29	27	4,0	8,65	22	0,5	0,35		12,0	0,08	27	28,0	0,16	29	11,0	0,11	29	16,0	-0,05	30	25,0	0,11	22	14,0	FAZENDA SÃO JORGE
7,73	27	8,0	7,27	22	1,0	0,13		33,0	0,00	28	53,0	0,08	30	26,0	0,05	29	35,0	-0,02	31	37,0	-0,16	22	94,0	ESTANCIA SÃO FRANCISCO XAVIER
7,21	30	9,0	4,44	26	6,0	0,05		44,0	0,16	31	12,0	0,14	33	14,0	0,17	32	7,0	-0,04	33	28,0	0,27	25	1,0	FAZENDA SÃO JORGE
13,04	30	1,0	7,72	26	0,5	0,18		28,0	0,04	31	41,0	0,27	33	2,0	0,05	23	33,0	-0,01		44,0	0,27	21	0,5	ESTÂNCIA TAMANCA
10,15	20	3,0	3,94	17	9,0	0,42		8,0	0,08	20	27,0	0,19	21	7,0	0,18	21	5,0	0,00	22	47,0	0,14	15	9,0	FAZENDA 2 IRMÃOS
10,65	31	2,0	5,90	27	2,0	0,26		19,0	0,11	31	21,0	0,22	33	4,0	0,02		44,0	-0,03		35,0	-0,08	22	77,0	CABANHA DOM VITOR
5,18	25	17,0	3,10	21	14,0	0,37		10,0	0,24	24	3,0	0,13	26	15,0	0,26	25	1,0	-0,02		39,0	0,20	17	3,0	CABANHA SANTA SILVANA
7,47	30	8,0	3,43	25	12,0	0,06		43,0	0,38	31	0,5	0,14	33	14,0	0,29	29	0,5	-0,07	27	18,0	0,10	21	18,0	FAZENDA SANTA TEREZA
8,13	29	6,0	2,66	25	18,0	0,03		47,0	0,34	30	0,5	-0,05	32	68,0	-0,01	23	57,0	-0,03		34,0	-0,51	21	99,0	ESTÂNCIA TAMANCA
9,90	26	3,0	9,48	22	0,1	-0,31		87,0	0,19	26	7,0	0,08	28	27,0	0,25	28	1,0	0,06	27	77,0	0,14	20	9,0	ESTÂNCIA DO SALSO
6,60	33	11,0	2,92	29	16,0	0,43		7,0	-0,07	33	72,0	-0,03	35	62,0	-0,09		81,0	-0,03		32,0	0,07		24,0	CABANHA DOM VITOR
8,00	26	7,0	2,94	22	16,0	0,16		30,0	0,11	27	21,0	0,02	28	44,0	0,11	27	18,0	0,00	28	46,0	-0,03	21	61,0	FAZENDA SÃO PEDRO
9,69	32	3,0	5,65	28	2,0	0,12		36,0	0,08	32	28,0	0,12	34	17,0	0,10	33	20,0	-0,02		39,0	0,06		28,0	FAZENDA SANTA TEREZA
8,24	26	6,0	4,66	22	5,0	0,06		43,0	0,08	27	28,0	-0,02	28	58,0	0,08	27	25,0	-0,01	28	43,0	0,04	21	34,0	FAZENDA SÃO PEDRO
9,13	26	4,0	6,55	22	1,0	0,17		29,0	0,15	27	14,0	0,10	29	21,0	0,12	24	14,0	-0,01	27	43,0	0,01	21	48,0	FAZENDA SANTA RITA
7,32	24	9,0	7,37	19	0,5	0,05		45,0	0,08	25	30,0	-0,08	27	74,0	0,17	26	6,0	-0,02	28	38,0	-0,16	19	94,0	ESTÂNCIA SÃO FRANCISCO XAVIER
11,47	27	2,0	3,70	22	10,0	0,12		35,0	0,22	28	5,0	0,13	30	14,0	0,20	24	3,0	-0,02	25	37,0	0,09	22	20,0	FAZENDA SANTA RITA
4,54	30	21,0	4,85	26	5,0	0,19		26,0	-0,01	31	55,0	0,13	33	15,0	0,07		26,0	-0,01		46,0	0,02		42,0	CABANHA DOM VITOR
7,50	26	8,0	2,53	22	20,0	0,17		28,0	0,11	27	21,0	0,01	29	47,0	0,11	28	18,0	-0,01	28	45,0	0,05	21	31,0	FAZENDA SÃO PEDRO
11,58	28	1,0	6,19	23	2,0	0,05		45,0	0,12	28	19,0	0,10	30	21,0	0,12	23	15,0	-0,05	26	25,0	0,17	22	5,0	FAZENDA SANTA RITA
11,09	25	2,0	6,63	22	1,0	0,24		21,0	0,26	25	2,0	0,24	26	3,0	0,28	27	1,0	-0,03	26	33,0	-0,02	20	58,0	ESTÂNCIA SÃO FRANCISCO XAVIER
13,94	25	0,5	2,19	18	23,0	-0,03		56,0	0,08	24	27,0	0,23	26	3,0	0,11	25	17,0	0,01	29	55,0	-0,09	21	82,0	ESTANCIA DO BOLSO

HEREFORD FÊMEAS JOVENS - TOP 10%

Reg	Nome	Nasc.	Livro	Pai	IQG	%	Peso ao Nascer			Peso à Desmama Materno			Peso à Desmama Direto			Total Materno	
							DEP	AC	%	DEPm	AC	%	DEPd	AC	%	DEP	%
n264796	SFX 2374	2020	PC	MAUÁ RELEASE DO PONTAL 2973	1,3	10,0	0,18	26	64,0	-1,54	15	77,0	5,57	27	5,0	1,24	31,0
n267746	DO BOLSO U006	2020	PC	TAMANCA ALABAMA N003 FIV	1,3	10,0	0,04		52,0	1,61	14	22,0	7,60	25	1,0	5,41	1,0
255988	TAMANCA NICACO R001	2020	PO	TAMANCA ALABAMA N004 FIV	1,3	10,0	-0,16	28	35,0	1,79	17	19,0	6,59	31	3,0	5,08	2,0
n265926	TAMANCA R149	2020	PC	RINCAO 2419	1,3	10,0	0,30	32	73,0	4,13	18	2,0	2,71	34	22,0	5,49	1,0
n265545	SANTA RITA D114	2020	PC	MAUÁ ROGER DO PONTAL 4297	1,3	10,0	0,77		94,0	5,27	18	1,0	2,62	30	23,0	6,58	0,5
n267495	DO BOLSO U040	2020	PC	TAMANCA ALABAMA N003 FIV	1,3	10,0	0,01		50,0	0,59	13	39,0	6,82	27	2,0	4,00	5,0
n265659	ASP 0534	2020	PC	RMASPPH2020	1,3	10,0	-0,29	18	26,0	-0,61	9	61,0	3,24	21	18,0	1,01	35,0
n265862	DOM VITOR BOOMER 1780	2020	PC	MAUA BOMMER DA CHARRUA 0504	1,3	10,0	-0,12	26	39,0	3,50	16	5,0	2,36	30	26,0	4,69	3,0
n266431	SJ T013	2020	PC	ANCARES FORC BOOMER 22 TE	1,3	10,0	-0,06	27	44,0	-0,46	12	59,0	4,77	29	9,0	1,92	22,0

Peso ao Sobreano			Ganho Pós-Desmama			Perímetro Escrotal ao Sobreano			Musculatura			Estatura			Estrutura Corporal			Umbigo / Prepúcio			Pigmentação Ocular			Propriedade
DEP	AC	%	DEP	AC	%	DEP	AC	%	DEP	AC	%	DEP	AC	%	DEP	AC	%	DEP	AC	%	DEP	AC	%	
11,17	27	2,0	6,07	24	2,0	0,27		18,0	0,14	28	15,0	0,13	30	15,0	-0,03	30	64,0	0,01	31	55,0	-0,19	23	97,0	ESTÂNCIA SÃO FRANCISCO XAVIER
8,72	25	5,0	1,02	21	37,0	0,39		9,0	-0,02	24	58,0	0,16	26	10,0	0,04	25	38,0	-0,09	25	12,0	0,11	19	16,0	ESTÂNCIA DO BOLSO
7,28	31	9,0	0,76	27	41,0	0,42		7,0	0,15	31	14,0	0,21	33	5,0	0,06	24	31,0	-0,05		24,0	-0,05	24	68,0	ESTÂNCIA TAMANCA
2,85	34	31,0	-0,10	31	53,0	0,42		8,0	0,22	35	5,0	0,12	37	17,0	0,08	27	25,0	-0,09		12,0	-0,09	27	80,0	ESTÂNCIA TAMANCA
2,22	30	36,0	-2,07	26	78,0	0,46		6,0	0,13	30	17,0	0,05	32	36,0	0,14	27	11,0	0,12	30	94,0	0,03	26	41,0	FAZENDA SANTA RITA
10,48	27	2,0	0,81	22	40,0	0,55		3,0	0,09	27	26,0	0,16	29	10,0	-0,06	27	73,0	-0,07	29	18,0	0,14	21	9,0	ESTÂNCIA DO BOLSO
8,07	21	7,0	5,53	17	3,0	-0,03		56,0	0,42	20	0,1	0,12	21	18,0	0,42	22	0,1	-0,03	22	32,0	0,25	15	1,0	SÃO PEDRO
3,12	31	29,0	1,05	27	37,0	0,05		45,0	0,29	32	1,0	0,06	34	33,0	0,03		41,0	-0,03		33,0	0,19		4,0	CABANHA DOM VITOR
7,32	29	9,0	3,74	24	10,0	0,40		8,0	0,18	29	9,0	-0,02	31	57,0	0,09	31	22,0	-0,05	32	24,0	0,23	24	1,0	FAZENDA SÃO JORGE

BRAFORD TOUROS JOVENS - TOP 10%

Reg	Nome	Nasc.	G. Sangue	Livro	Pai	IQG	%	Peso ao Nascer			Peso à Desmama Materno			Peso à Desmama Direto			Total Materno	
								DEP	AC	%	DEPm	AC	%	DEPd	AC	%	DEP	%
386800	MÃE RAINHA 38-Z74 MAGNO EXPERTO	2020	38	CCG	GUASUNCHOS 3125 BULON EXPERTO	5,9	0,1	0,50	31	85,0	1,22	14	28,0	17,09	33	0,1	33	0,1
395341	CARCAVIO 38-TE101 EXPERTO 3807 MAGNO	2020	38	CCG	GUASUNCHOS 3125 BULON EXPERTO	5,5	0,1	0,58		88,0	1,50	16	24,0	13,92	35	0,1	35	0,1
386709	MÃE RAINHA 38-Z62 RAULITO MAESTRO	2020	38	CCG	MAE RAINHA 38-TE569 MAESTRO	5,3	0,1	0,84	31	96,0	0,34	18	43,0	17,91	33	0,1	33	0,1
391848	G.S.M. 38-0351	2020	38	CCG	MAE RAINHA 38-TE569 MAESTRO	5,3	0,1	0,56	30	88,0	1,31	18	26,0	13,93	32	0,1	32	0,1
n395339	CARCAVIO TE95 EXPERTO 3807 MAGNO	2020		CCG	GUASUNCHOS 3125 BULON EXPERTO	4,9	0,1	0,62		90,0	1,50	16	24,0	13,38	35	0,1	35	0,1
n395348	CARCAVIO TE77 EXPERTO 3807 MAGNO	2020		CCG	GUASUNCHOS 3125 BULON EXPERTO	4,9	0,1	0,57		88,0	1,72	16	20,0	12,40	35	0,1	35	0,1
n386791	MAE RAINHA Z88	2020		CCG	MAE RAINHA 38-TE572 TAURA MAGNO TE	4,8	0,1	0,73	28	93,0	-3,11	17	93,0	15,73	30	0,1	30	0,1
410790	ESTÂNCIA AURORA 38-FIVA20035 CABURÉ	2020	38	CCG	GUASUNCHOS 3125 BULON EXPERTO	4,6	0,1	0,55		87,0	1,76	16	20,0	10,55	36	0,1	36	0,1
n381087	ESTÂNCIA AURORA A20419	2020		CCG	ESTÂNCIA AURORA 38-A7087	4,6	0,1	0,04	26	52,0	1,81	16	19,0	10,88	31	0,1	31	0,1
n381095	ESTÂNCIA AURORA A20451	2020		CCG	ESTÂNCIA AURORA 38-A7087	4,6	0,1	0,18	26	63,0	0,08	17	48,0	14,54	31	0,1	31	0,1
411001	PAMPIANO DO SOSSEGO 38-TER15	2020	38	CCG	GUASUNCHOS 3125 BULON EXPERTO	4,4	0,1	0,82	32	95,0	0,87	16	34,0	16,10	35	0,1	35	0,1
n386104	PITANGA 38-F021	2020	38	CCG	MAE RAINHA 38-TE569 MAESTRO	4,3	0,1	0,98	26	98,0	-1,38	16	74,0	18,73	27	0,1	27	0,1
390059	CARCAVIO 38-6652	2020	38	CCG	GUASUNCHOS 3125 BULON EXPERTO	4,3	0,1	0,25	28	69,0	1,16	13	29,0	10,83	33	0,1	33	0,1
n387673	SANTA PRENDA Z117	2020		CCG	GUASUNCHOS 3125 BULON EXPERTO	4,3	0,1	1,11	30	99,0	1,33	15	26,0	10,90	32	0,1	32	0,1
n393798	CERRO VERDE 0730	2020		CCG	SAO BENTO 38-Q134 SULINO	4,2	0,1	0,07	29	55,0	0,96	16	32,0	11,45	30	0,1	30	0,1
n395337	CARCAVIO TE91 EXPERTO 3807 MAGNO TE	2020		CCG	GUASUNCHOS 3125 BULON EXPERTO	4,1	0,1	0,65		91,0	1,85	16	19,0	10,51	35	0,5	35	0,5
387974	RS 38-J26 JUAREZ	2020	38	CCG	MAE RAINHA 38-TE569 MAESTRO	3,9	0,1	0,80		95,0	-0,08	17	51,0	14,09	31	0,1	31	0,1
n386796	MAE RAINHA Z93	2020		CCG	MAE RAINHA 38-TE572 TAURA MAGNO TE	3,9	0,1	0,67	28	91,0	0,03	17	49,0	13,13	30	0,1	30	0,1
n397176	SAO BENTO X259	2020		CCG	SAO BENTO 38-U063	3,8	0,1	0,96	24	98,0	-0,65	13	62,0	19,35	27	0,1	27	0,1
n381022	ESTÂNCIA AURORA A20249	2020		CCG	CAMILA 38-R22 RUMO	3,8	0,1	0,39	30	79,0	-0,15	14	53,0	11,41	32	0,1	32	0,1
n380744	ESTÂNCIA AURORA A20421	2020		CCG	ESTÂNCIA AURORA 38-FIVA7189	3,8	0,1	-0,18	26	34,0	1,88	16	18,0	10,32	28	0,5	28	0,5
405607	SERENO 38-20003	2020	38	CCG	SERENO 38-17045	3,8	0,1	-0,85	28	3,0	2,72	15	10,0	11,30	31	0,1	31	0,1
n387674	SANTA PRENDA Z118	2020		CCG	GUASUNCHOS 3125 BULON EXPERTO	3,7	0,1	1,56	31	99,0	0,78	14	35,0	10,23	33	0,5	33	0,5
n387669	SANTA PRENDA Z107	2020		CCG	GUASUNCHOS 3125 BULON EXPERTO	3,7	0,1	1,31	30	99,0	1,21	13	28,0	11,61	32	0,1	32	0,1
n380758	ESTÂNCIA AURORA A20243	2020		CCG	ESTÂNCIA AURORA 38-A2403	3,7	0,1	0,30		73,0	-2,24		86,0	19,73		0,1		0,1
n418902	MAE RAINHA Z98	2020		CCG	GUASUNCHOS 3125 BULON EXPERTO	3,6	0,1	1,24	31	99,0	-0,29	15	55,0	11,79	32	0,1	32	0,1
410791	ESTÂNCIA AURORA 38-FIVA20051 CURUPY	2020	38	CCG	GUASUNCHOS 3125 BULON EXPERTO	3,6	0,1	0,79		95,0	-0,38	16	57,0	11,03	35	0,1	35	0,1
391873	G.S.M. 38-0385	2020	38	CCG	MAE RAINHA 38-TE569 MAESTRO	3,6	0,1	0,79	30	95,0	2,43	19	12,0	8,23	32	1,0	32	1,0
n386704	MÃE RAINHA Z51 RAULITO EXPERTO	2020		CCG	GUASUNCHOS 3125 BULON EXPERTO	3,5	0,1	0,82	30	96,0	1,03	15	31,0	7,49	32	1,0	32	1,0
388300	PAMPIANO DO SOSSEGO 38-TER36	2020	38	CCG	GUASUNCHOS 3125 BULON EXPERTO	3,5	0,1	0,72	32	93,0	2,39	16	13,0	9,87	35	0,5	35	0,5
n402068	CAPANÉ 608	2020		CCG	BELVISTA 38-4308	3,5	0,1	1,28		99,0	-1,17	12	71,0	16,93	26	0,1	26	0,1
n395342	CARCAVIO TE103 EXPERTO 3807 MAGNO	2020		CCG	GUASUNCHOS 3125 BULON EXPERTO	3,5	0,1	0,46		83,0	2,49	16	12,0	8,05	35	1,0	35	1,0

Peso ao Sobreano			Ganho Pós-Desmama			Perímetro Escrotal ao Sobreano			Musculatura			Estatura			Estrutura Corporal			Umbigo / Prepúcio			Pigmentação Ocular			Propriedade
DEP	AC	%	DEP	AC	%	DEP	AC	%	DEP	AC	%	DEP	AC	%	DEP	AC	%	DEP	AC	%	DEP	AC	%	
34,45	34	0,1	21,51	30	0,1	1,36	29	0,1	0,48	33	0,1	0,13	35	15,0	0,35	35	0,1	0,05	36	74,0	0,00	28	51,0	FAZENDA MÃE RAINHA
29,09	35	0,1	17,60	31	0,1	1,68	30	0,1	0,57	34	0,1	0,05	35	36,0	0,55	35	0,1	0,12	36	93,0	0,01	30	47,0	ESTÂNCIA CARCÁVIO
32,11	33	0,1	17,39	29	0,1	1,21	29	0,1	0,39	33	0,5	0,05	35	36,0	0,31	34	0,5	0,11	36	92,0	0,01	28	45,0	FAZENDA MÃE RAINHA
28,61	33	0,1	19,29	29	0,1	1,10	29	0,1	0,58	33	0,1	0,08	35	26,0	0,46	34	0,1	0,08	35	83,0	-0,01	28	54,0	FAZENDA DO ENGENHO
27,30	35	0,1	15,72	31	0,1	1,46	30	0,1	0,43	34	0,1	0,08	35	26,0	0,38	35	0,1	0,23	36	99,0	-0,04	30	66,0	ESTÂNCIA CARCÁVIO
25,82	35	0,1	15,06	31	0,1	1,52	30	0,1	0,47	34	0,1	0,04	35	39,0	0,48	35	0,1	0,16	36	97,0	0,11	30	14,0	ESTÂNCIA CARCÁVIO
29,05	30	0,1	16,65	26	0,1	1,96	26	0,1	0,45	31	0,1	0,09	33	25,0	0,30	33	0,5	0,10	34	89,0	-0,03	26	62,0	FAZENDA MÃE RAINHA
24,70	35	0,1	18,12	31	0,1	1,04	31	0,1	0,32	34	1,0	0,00	36	51,0	0,25	35	1,0	0,06	36	75,0	0,07	29	27,0	ESTÂNCIA AURORA
27,32	31	0,1	22,62	27	0,1	0,81	26	0,5	0,17	32	10,0	0,11	34	20,0	0,09	32	21,0	0,07	34	80,0	0,06	26	27,0	ESTÂNCIA AURORA
32,38	31	0,1	24,46	27	0,1	0,34	26	12,0	-0,02	32	58,0	0,07	34	29,0	0,10	32	19,0	-0,08	34	15,0	0,02	26	44,0	ESTÂNCIA AURORA
25,54	34	0,1	10,97	29	0,1	1,71	28	0,1	0,40	33	0,1	0,27	34	2,0	0,32	35	0,5	0,09	35	86,0	0,05	29	31,0	ESTÂNCIA DO SOSSEGO
26,65	27	0,1	7,73	25	0,5	1,52	25	0,1	0,48	28	0,1	0,05	29	36,0	0,37	30	0,1	0,06	30	78,0	0,03	24	39,0	FAZENDA PITANGA
21,01	33	0,1	12,65	30	0,1	1,51	29	0,1	0,58	33	0,1	-0,07	35	73,0	0,51	35	0,1	-0,01	36	45,0	0,13	28	10,0	ESTÂNCIA CARCÁVIO
23,01	32	0,1	14,41	28	0,1	1,01		0,1	0,43	32	0,1	0,00	33	50,0	0,31	33	0,5	0,03	34	66,0	-0,09	28	82,0	FAZENDA SANTA PRENDA
22,67	30	0,1	14,23	27	0,1	1,32	27	0,1	0,38	31	0,5	0,07	33	28,0	0,30	32	0,5	-0,04	33	31,0	-0,10	26	84,0	FAZENDA CERRO VERDE
20,56	35	0,1	10,02	31	0,1	1,62	30	0,1	0,47	34	0,1	-0,07	35	71,0	0,47	35	0,1	0,26	36	99,0	0,03	30	37,0	ESTÂNCIA CARCÁVIO
24,14	31	0,1	13,47	28	0,1	0,54	28	3,0	0,36	31	0,5	0,00	32	50,0	0,31	32	0,5	0,08	33	84,0	0,03	26	40,0	CABANHA VACACAÍ
22,75	30	0,1	12,20	26	0,1	0,87	26	0,5	0,51	31	0,1	0,14	33	13,0	0,38	33	0,1	0,10	34	90,0	0,06	26	27,0	FAZENDA MÃE RAINHA
26,78	27	0,1	7,83	23	0,5	1,02	22	0,1	0,25	27	3,0	0,22	28	4,0	0,25	28	1,0	0,08	29	85,0	0,08	21	24,0	ESTÂNCIA SÃO BENTO
25,24	33	0,1	19,35	29	0,1	0,60	27	2,0	0,02	33	46,0	0,03	35	40,0	0,07	34	27,0	0,05	35	74,0	0,09	27	20,0	ESTÂNCIA AURORA
23,03	29	0,1	16,97	26	0,1	0,43	26	7,0	0,17	30	11,0	0,06	32	32,0	0,15	31	9,0	0,06	33	77,0	0,07	24	26,0	ESTÂNCIA AURORA
24,53	31	0,1	16,06	26	0,1	0,43	27	7,0	0,22	31	5,0	0,34	32	0,5	0,28	32	1,0	0,21	33	99,0	-0,14	25	92,0	AGROPECUÁRIA SERENO
18,20	33	0,1	9,43	29	0,1	1,57	29	0,1	0,36	33	0,5	0,01	34	49,0	0,29	34	0,5	0,00	35	47,0	-0,05	28	70,0	FAZENDA SANTA PRENDA
21,58	32	0,1	11,51	29	0,1	1,00	27	0,1	0,26	33	2,0	0,07	34	28,0	0,28	34	1,0	0,02	35	60,0	-0,04	28	64,0	FAZENDA SANTA PRENDA
29,24	30	0,1	12,38	24	0,1	-0,07	25	62,0	0,26	29	3,0	0,04	32	40,0	0,10	28	20,0	0,09	34	87,0	0,04	24	34,0	ESTÂNCIA AURORA
20,37	32	0,1	9,90	29	0,1	1,22	29	0,1	0,51	32	0,1	0,16	34	10,0	0,46	34	0,1	0,10	35	90,0	0,14	27	9,0	FAZENDA MÃE RAINHA
21,32	35	0,1	13,30	31	0,1	1,10	30	0,1	0,24	34	3,0	-0,04	36	64,0	0,16	34	8,0	0,04	36	69,0	0,08	29	23,0	ESTÂNCIA AURORA
16,74	32	0,1	11,79	29	0,1	1,23	29	0,1	0,34	32	0,5	0,12	34	16,0	0,35	34	0,1	0,10	35	90,0	-0,02	28	60,0	FAZENDA DO ENGENHO
16,79	32	0,1	9,99	29	0,1	1,53	28	0,1	0,41	31	0,1	0,01	33	49,0	0,36	33	0,1	0,06	34	76,0	0,12	27	12,0	FAZENDA MÃE RAINHA
17,14	34	0,1	9,31	30	0,1	0,87	29	0,5	0,36	32	0,5	-0,03	34	62,0	0,35	34	0,1	0,08	34	83,0	0,02	29	42,0	ESTÂNCIA DO SOSSEGO
26,74	26	0,1	13,05	22	0,1	0,14	24	32,0	0,31	27	1,0	0,28	28	1,0	0,31	28	0,5	-0,08	29	14,0	-0,01	21	55,0	FAZENDA DOS PINHEIROS
17,47	35	0,1	9,47	31	0,1	1,25	30	0,1	0,34	34	0,5	0,04	35	37,0	0,43	35	0,1	0,12	36	94,0	-0,04	30	67,0	ESTÂNCIA CARCÁVIO

BRAFORD TOUROS JOVENS - TOP 10%

Reg	Nome	Nasc.	G. Sangue	Livro	Pai	IQG	%	Peso ao Nascer			Peso à Desmama Materno			Peso à Desmama Direto			Total Materno	
								DEP	AC	%	DEPm	AC	%	DEPd	AC	%	DEP	%
n392394	SANTA TEREZA P4138	2020		CCG	CAMILA 38-S65 SENHOR	3,4	0,1	1,54	29	99,0	-0,25	12	55,0	10,38	32	0,5	4,94	2,0
366840	G.S.M. 38-0334	2020	38	CCG	MAE RAINHA 38-TE569 MAESTRO	3,4	0,1	-0,01	28	48,0	0,03	18	49,0	10,23	30	0,5	5,14	2,0
389027	AGROPECUÁRIA PLÁTANO 38-TE505 MALBEC	2020	38	CCG	GUASUNCHOS 3125 BULON EXPERTO	3,4	0,1	0,53	30	86,0	-0,48	15	59,0	10,85	32	0,1	4,95	2,0
n392500	SANTA TEREZA P4174	2020		CCG	SAO LUIZ 38-C361 DA PEDRO SURREAUX CINAMOMO	3,4	0,1	1,45	29	99,0	2,05	19	16,0	11,48	33	0,1	7,79	0,1
391870	G.S.M. 38-0379	2020	38	CCG	MAE RAINHA 38-TE569 MAESTRO	3,3	0,1	0,55	30	87,0	2,85	18	9,0	7,43	31	2,0	6,57	0,5
n391326	MONTECRISTO 2003	2020		CCG	MAE RAINHA 38-TE569 MAESTRO	3,3	0,1	0,74	27	94,0	-0,54	15	60,0	14,74	28	0,1	6,83	0,5
n390898	BELVISTA E110	2020		CCG	GUASUNCHOS 3125 BULON EXPERTO	3,3	0,1	1,04		98,0	1,01	16	31,0	9,98	34	0,5	6,00	1,0
n387672	SANTA PRENDA Z116	2020		CCG	GUASUNCHOS 3125 BULON EXPERTO	3,3	0,1	1,07	31	99,0	-0,27	15	55,0	10,19	34	0,5	4,83	2,0
n392422	SANTA TEREZA P4276	2020		CCG	SANTA TEREZA 38-M3152	3,3	0,1	0,78	20	95,0	-0,19	10	53,0	11,62	22	0,1	5,63	1,0
n399079	AGROPECUÁRIA PLÁTANO TE189	2020		CCG	GUASUNCHOS 3125 BULON EXPERTO	3,3	0,1	0,56	29	87,0	0,01	15	50,0	9,13	31	0,5	4,57	3,0
376776	SERENO 38-20125	2020	38	CCG	SERENO 38-TE17138 MOLINO	3,3	0,1	0,78	25	95,0	-0,56	15	60,0	13,50	27	0,1	6,19	1,0
n388294	SANTA GERTRUDES 38-2133	2020	38	CCG	GUASUNCHOS 3125 BULON EXPERTO	3,2	0,1	0,44		82,0	-1,50	13	76,0	8,45	32	1,0	2,72	13,0
n389936	CARCAVIO 6711	2020		CCG	GUASUNCHOS 3125 BULON EXPERTO	3,2	0,1	0,62	28	90,0	2,81	14	9,0	6,64	33	3,0	6,13	1,0
418767	SERENO 38-TE20712	2020	38	CCG	SERENO 38-TE16019 SAMURAI	3,2	0,1	-0,42	32	18,0	2,69	17	10,0	8,94	35	0,5	7,16	0,5
n393792	CERRO VERDE 0714	2020		CCG	SAO BENTO 38-Q134 SULINO	3,2	0,1	0,31	27	73,0	3,09	14	7,0	9,19	28	0,5	7,68	0,1
n383145	E06 DO RINCÃO	2020		CCG	BELVISTA 38-3838 DOBLE	3,2	0,1	1,30	20	99,0	-3,30	15	94,0	15,68	25	0,1	4,54	3,0
n391553	LUZ DE SAO JOAO 2556	2020		CCG	SANTA ANA 38-K1149	3,2	0,1	0,82	28	95,0	2,80	17	9,0	11,92	30	0,1	8,76	0,1
n386708	MÃE RAINHA Z61 TREVÓ MAESTRO	2020		CCG	MAE RAINHA 38-TE569 MAESTRO	3,1	0,1	0,19	31	64,0	0,77	18	35,0	9,02	33	0,5	5,28	1,0
n390955	BELVISTA E182	2020		CCG	GUASUNCHOS 3125 BULON EXPERTO	3,1	0,1	0,86		96,0	-0,22	13	54,0	9,01	32	0,5	4,28	4,0
n399074	AGROPECUÁRIA PLÁTANO TE185	2020		CCG	GUASUNCHOS 3125 BULON EXPERTO	3,1	0,1	0,51	29	85,0	0,19	15	46,0	8,39	31	1,0	4,39	4,0
n388925	PAMPIANO DO SOSSEGO 38-FIVR103	2020	38	CCG	GUASUNCHOS 3125 BULON EXPERTO	3,1	0,1	0,77	32	94,0	0,02	17	49,0	9,42	35	0,5	4,73	3,0
n390052	CARCAVIO 6626	2020		CCG	GUASUNCHOS 3125 BULON EXPERTO	3,1	0,1	0,93	28	97,0	1,87	13	18,0	6,72	33	3,0	5,23	2,0
388119	SAO BENTO 38-TEX026	2020	38	CCG	GUASUNCHOS 3125 BULON EXPERTO	3,1	0,1	0,16		62,0	-2,39	16	87,0	7,07	34	2,0	1,14	33,0
n386797	MAE RAINHA Z94	2020		CCG	MAE RAINHA 38-TE572 TAURA MAGNO TE	3,1	0,5	0,46	29	83,0	-0,70	17	63,0	9,76	30	0,5	4,18	4,0
418301	SERENO 38-TE20095	2020	38	CCG	SERENO 38-TE16045 MANECO	3,1	0,5	-0,30	30	25,0	-0,83	17	65,0	8,36	33	1,0	3,35	9,0
n395338	CARCAVIO TE93 EXPERTO 1635 803	2020		CCG	GUASUNCHOS 3125 BULON EXPERTO	3,1	0,5	0,54		87,0	1,53	15	23,0	6,25	34	3,0	4,66	3,0
418425	SERENO 38-TE20085	2020	38	CCG	SERENO 38-TE16045 MANECO	3,1	0,5	0,31	30	73,0	1,87	17	18,0	9,71	33	0,5	6,73	0,5
n380872	ESTÂNCIA AURORA A20471	2020		CCG	PITANGUEIRA 38-I214 (BITREM)	3,1	0,5	0,44	30	81,0	0,63	24	38,0	11,97	33	0,1	6,61	0,5
n389957	CARCAVIO 6740	2020		CCG	GUASUNCHOS 3125 BULON EXPERTO	3,1	0,5	1,16	28	99,0	-0,72	14	63,0	9,25	32	0,5	3,91	5,0
n393794	CERRO VERDE 0723	2020		CCG	SAO BENTO 38-Q134 SULINO	3,1	0,5	0,03	29	51,0	-0,85	16	66,0	8,98	30	0,5	3,64	7,0
n401960	SINUELO 747	2020		CCG	SINUELO 38-363	3,1	0,5	0,40	24	79,0	0,27	13	45,0	13,40	26	0,1	6,97	0,5
n399080	AGROPECUÁRIA PLÁTANO TE197	2020		CCG	GUASUNCHOS 3125 BULON EXPERTO	3,0	0,5	0,48	30	84,0	0,19	15	46,0	7,90	32	1,0	4,14	4,0

Peso ao Sobreano			Ganho Pós-Desmama			Perímetro Escrotal ao Sobreano			Musculatura			Estatura			Estrutura Corporal			Umbigo / Prepúcio			Pigmentação Ocular			Propriedade
DEP	AC	%	DEP	AC	%	DEP	AC	%	DEP	AC	%	DEP	AC	%	DEP	AC	%	DEP	AC	%	DEP	AC	%	
21,41	32	0,1	13,73	28	0,1	0,98	27	0,1	0,43	32	0,1	0,37	34	0,5	0,20	32	4,0	0,07	35	79,0	0,10	27	18,0	FAZENDA SANTA TEREZA
19,16	30	0,1	11,19	27	0,1	0,88	25	0,5	0,40	29	0,5	0,06	30	34,0	0,28	31	1,0	0,10	31	88,0	0,00	26	50,0	FAZENDA DO ENGENHO
19,68	31	0,1	9,41	27	0,1	1,14	25	0,1	0,53	28	0,1	0,17	29	9,0	0,47	30	0,1	0,23	30	99,0	0,09	26	20,0	AGROPECUÁRIA PLATANO
21,39	33	0,1	11,32	29	0,1	0,60	28	2,0	0,25	34	3,0	0,26	36	2,0	0,20	32	4,0	0,01	36	53,0	-0,02	29	57,0	FAZENDA SANTA TEREZA
15,00	31	0,5	10,58	28	0,1	0,89	29	0,1	0,30	32	1,0	0,08	33	28,0	0,25	33	1,0	0,08	34	83,0	0,03	27	38,0	FAZENDA DO ENGENHO
21,47	27	0,1	8,62	24	0,5	0,74	24	0,5	0,24	27	3,0	-0,04	29	64,0	0,21	29	3,0	0,05	29	71,0	0,02	23	41,0	AGROPECUÁRIA MONTECRISTO
17,67	34	0,1	8,48	31	0,5	1,14	30	0,1	0,35	34	0,5	0,04	36	37,0	0,32	36	0,5	-0,02	37	38,0	-0,06	30	71,0	ESTÂNCIA BELA VISTA
18,81	34	0,1	10,18	31	0,1	1,05	29	0,1	0,37	34	0,5	0,04	35	40,0	0,22	35	2,0	0,10	36	88,0	-0,05	29	67,0	FAZENDA SANTA PRENDA
21,42	23	0,1	11,68	18	0,1	0,45	20	6,0	0,48	24	0,1	0,24	26	3,0	0,16	24	8,0	-0,10	27	9,0	0,04	18	35,0	FAZENDA SANTA TEREZA
17,78	29	0,1	9,47	26	0,1	1,42	24	0,1	0,39	27	0,5	0,14	28	13,0	0,37	29	0,1	0,38	28	99,0	0,08	24	22,0	AGROPECUÁRIA PLATANO
22,30	27	0,1	10,55	24	0,1	0,94	23	0,1	0,33	28	1,0	0,30	30	1,0	0,23	30	2,0	0,08	31	85,0	-0,02	23	59,0	AGROPECUÁRIA SERENO
17,14	32	0,1	10,15	29	0,1	1,18	27	0,1	0,55	32	0,1	-0,06	34	68,0	0,41	34	0,1	0,19	35	99,0	0,19	27	4,0	ESTÂNCIA SANTA GERTRUDES
13,00	33	1,0	7,15	30	1,0	1,11	29	0,1	0,49	33	0,1	-0,04	35	62,0	0,38	35	0,1	0,01	36	55,0	-0,03	28	61,0	ESTÂNCIA CARCÁVIO
18,76	34	0,1	11,11	29	0,1	1,22	28	0,1	0,15	34	14,0	0,39	35	0,1	0,14	35	11,0	-0,06	36	21,0	0,03	29	40,0	AGROPECUÁRIA SERENO
17,49	29	0,1	9,27	26	0,1	0,39	26	9,0	0,25	29	3,0	0,06	31	32,0	0,33	31	0,5	0,19	32	99,0	0,06	24	30,0	FAZENDA CERRO VERDE
26,83	24	0,1	13,46	19	0,1	0,38	19	9,0	0,14	24	15,0	0,09	26	23,0	0,12	26	14,0	0,02	27	60,0	0,08	19	21,0	AGROPECUÁRIA RINCÃO
18,08	30	0,1	6,83	26	1,0	0,86	25	0,5	0,25	31	3,0	0,17	33	9,0	0,20	32	4,0	0,12	33	93,0	0,06	25	30,0	EST LUZ DE SÃO JOÃO
16,02	33	0,5	8,63	29	0,5	1,11	29	0,1	0,31	33	1,0	0,01	35	49,0	0,31	35	0,5	0,10	36	89,0	0,04	28	35,0	FAZENDA MÃE RAINHA
17,30	32	0,1	9,14	29	0,1	1,24	28	0,1	0,29	33	1,0	0,00	35	50,0	0,27	34	1,0	-0,06	36	21,0	-0,07	28	75,0	ESTÂNCIA BELA VISTA
16,81	29	0,1	9,20	26	0,1	1,21	24	0,1	0,43	27	0,1	0,12	28	18,0	0,42	29	0,1	0,05	28	74,0	0,08	24	22,0	AGROPECUÁRIA PLATANO
18,97	33	0,1	11,18	29	0,1	0,65	27	1,0	0,29	31	1,0	-0,02	32	57,0	0,25	33	1,0	0,08	32	84,0	0,16	29	7,0	ESTÂNCIA DO SOSSEGO
15,17	33	0,5	10,57	30	0,1	1,05	29	0,1	0,22	33	5,0	0,00	35	50,0	0,36	35	0,1	-0,01	36	44,0	-0,07	28	74,0	ESTÂNCIA CARCÁVIO
18,78	34	0,1	15,41	30	0,1	0,99	29	0,1	0,37	33	0,5	-0,06	35	70,0	0,19	35	4,0	0,08	36	85,0	0,09	29	20,0	ESTÂNCIA SÃO BENTO
18,90	31	0,1	11,37	27	0,1	0,82	26	0,5	0,36	32	0,5	0,14	33	14,0	0,26	33	1,0	0,14	34	96,0	0,05	26	33,0	FAZENDA MÃE RAINHA
15,39	33	0,5	8,33	27	0,5	1,17	26	0,1	0,68	32	0,1	0,19	33	7,0	0,45	33	0,1	0,22	34	99,0	0,31	27	0,5	AGROPECUÁRIA SERENO
13,95	34	0,5	9,04	30	0,1	1,06	29	0,1	0,43	33	0,1	0,04	35	37,0	0,37	35	0,1	0,05	36	73,0	0,15	28	8,0	ESTÂNCIA CARCAVIO
21,54	33	0,1	13,02	28	0,1	0,44	27	7,0	0,20	32	7,0	0,37	34	0,5	0,17	34	6,0	0,21	35	99,0	0,17	27	5,0	AGROPECUÁRIA SERENO
19,54	33	0,1	10,84	30	0,1	0,54	29	3,0	0,17	34	10,0	0,14	36	13,0	0,11	33	18,0	0,05	35	74,0	0,03	27	39,0	ESTÂNCIA AURORA
17,01	33	0,1	8,24	30	0,5	1,08	29	0,1	0,45	33	0,1	0,00	35	52,0	0,30	35	0,5	0,19	36	99,0	0,07	28	26,0	ESTÂNCIA CARCÁVIO
16,52	30	0,1	8,69	27	0,5	1,53	27	0,1	0,31	30	1,0	0,04	32	38,0	0,26	32	1,0	0,15	33	97,0	-0,13	25	89,0	FAZENDA CERRO VERDE
19,82	26	0,1	7,22	23	1,0	1,20	23	0,1	0,20	26	6,0	0,24	28	3,0	0,21	28	3,0	-0,12	29	6,0	0,19	21	3,0	FAZENDA SINUELO
15,14	31	0,5	7,36	27	0,5	1,05	25	0,1	0,55	28	0,1	0,10	29	22,0	0,42	30	0,1	0,12	30	94,0	-0,01	26	56,0	AGROPECUÁRIA PLATANO

BRAFORD TOUROS JOVENS - TOP 10%

Reg	Nome	Nasc.	G. Sangue	Livro	Pai	IQG	%	Peso ao Nascer			Peso à Desmama Materno			Peso à Desmama Direto			Total Materno	
								DEP	AC	%	DEPm	AC	%	DEPd	AC	%	DEP	%
n395351	CARCAVIO TE83 EXPERTO 2820 MAGNO	2020		CCG	GUASUNCHOS 3125 BULON EXPERTO	3,0	0,5	0,44		82,0	2,24	15	14,0	6,10	34	4,0	5,29	1,0
n381049	ESTÂNCIA AURORA A20281	2020		CCG	ESTÂNCIA AURORA 38-A7087	3,0	0,5	-0,36	26	21,0	0,60	17	38,0	5,87	29	4,0	3,54	7,0
406103	SERENO 38-TE20007	2020	38	CCG	SERENO 38-TE16019 SAMURAI	3,0	0,5	0,35		76,0	0,77		35,0	9,05		0,5	5,30	1,0
n386786	MÃE RAINHA Z79 METRALHA MAESTRO	2020		CCG	MAE RAINHA 38-SES69 MAESTRO	3,0	0,5	0,35	31	76,0	0,76	16	36,0	7,52	32	1,0	4,53	3,0
n380857	ESTÂNCIA AURORA A20463	2020		CCG	ESTÂNCIA AURORA 38-FIVA7189	3,0	0,5	0,24	28	68,0	1,00	18	31,0	8,44	31	1,0	5,22	2,0
387870	SAO BENTO 38-TEX042	2020	38	CCG	GUASUNCHOS 3125 BULON EXPERTO	2,9	0,5	0,45		82,0	0,23	16	45,0	8,41	34	1,0	4,43	3,0
383092	RS 38-TEJ06 JOPLIN	2020	38	CCG	GUASUNCHOS 3125 BULON EXPERTO	2,9	0,5	0,60		89,0	-0,40	15	57,0	10,48	33	0,5	4,84	2,0
n391016	BELVISTA E266	2020		CCG	BELVISTA 38-4928 KING	2,9	0,5	1,07		99,0	0,82	16	35,0	11,66	30	0,1	6,65	0,5
n392401	SANTA TEREZA P4182	2020		CCG	BELVISTA 38-2922 APOGEU	2,9	0,5	0,97	27	98,0	2,20	18	15,0	6,81	31	2,0	5,60	1,0
376769	SERENO 38-20113	2020	38	CCG	SERENO 38-TE17138 MOLINO	2,9	0,5	1,15	23	99,0	2,78	10	9,0	10,47	26	0,5	8,01	0,1
391845	G.S.M. 38-0347	2020	38	CCG	MAE RAINHA 38-SES69 MAESTRO	2,9	0,5	0,32	30	74,0	3,70	18	4,0	8,08	32	1,0	7,74	0,1
n381031	ESTÂNCIA AURORA A20259	2020		CCG	CAMILA 38-R22 RUMO	2,9	0,5	0,86	31	96,0	-0,77	14	64,0	11,04	32	0,1	4,75	3,0
n381024	ESTÂNCIA AURORA A20251	2020		CCG	CAMILA 38-R22 RUMO	2,8	0,5	0,32	29	74,0	-0,93	13	67,0	8,08	32	1,0	3,11	10,0
n387433	PEDRA GRANDE 0094	2020		CCG	PEDRA GRANDE 38-3435	2,8	0,5	2,09	28	99,0	-1,53	14	77,0	10,21	29	0,5	3,57	7,0
411498	SAO BENTO 38-TEX043	2020	38	CCG	GUASUNCHOS 3125 BULON EXPERTO	2,8	0,5	0,59	29	89,0	-0,80	15	65,0	7,52	34	1,0	2,95	11,0
n418737	SERENO TE20737	2020		CCG	SBV 38-TE15015 MONTARÁ	2,8	0,5	-0,30	29	25,0	0,46	16	41,0	9,52	33	0,5	5,22	2,0
391859	G.S.M. 38-0367	2020	38	CCG	MAE RAINHA 38-SES69 MAESTRO	2,8	0,5	0,74	30	94,0	-0,74	18	64,0	8,73	32	1,0	3,62	7,0
n390067	CARCAVIO 6749	2020		CCG	GUASUNCHOS 3125 BULON EXPERTO	2,8	0,5	0,77	29	94,0	-0,60	15	61,0	7,78	34	1,0	3,29	9,0
n391328	MONTECRISTO 2005	2020		CCG	MAE RAINHA 38-SES69 MAESTRO	2,8	0,5	0,59	27	89,0	-0,77	14	64,0	12,79	27	0,1	5,62	1,0
n380756	ESTÂNCIA AURORA A20219	2020		CCG	ESTÂNCIA AURORA 38-FIVA7189	2,8	0,5	0,06	27	54,0	3,20	18	6,0	7,69	31	1,0	7,04	0,5
n418432	SERENO TE20079	2020		CCG	SERENO 38-TE16045 MANECO	2,8	0,5	-0,12	30	39,0	2,13	17	15,0	8,88	33	0,5	6,57	0,5
n389952	CARCAVIO 6733	2020		CCG	GUASUNCHOS 3125 BULON EXPERTO	2,8	0,5	0,51	28	85,0	-0,55	15	60,0	7,64	33	1,0	3,26	9,0
418731	SERENO 38-TE20701	2020	38	CCG	SERENO 38-TE16045 MANECO	2,8	0,5	-0,11	30	39,0	-0,90	17	66,0	8,26	33	1,0	3,23	9,0
373426	SERENO 38-20019	2020	38	CCG	SERENO 38-TE16019 SAMURAI	2,7	0,5	0,48	28	83,0	1,66	14	21,0	5,72	29	5,0	4,52	3,0
n386096	PITANGA 38-F012	2020	38	CCG	MAE RAINHA 38-SES69 MAESTRO	2,7	0,5	0,32	28	74,0	1,97	15	17,0	7,76	30	1,0	5,85	1,0
n389034	AGROPECUÁRIA PLÁTANO TE147	2020		CCG	GUASUNCHOS 3125 BULON EXPERTO	2,7	0,5	0,01	29	50,0	0,83	15	34,0	5,81	31	5,0	3,73	6,0
n393368	WACHHOLZ 748	2020		CCG	BELVISTA 38-4178	2,7	0,5	0,15	24	62,0	-1,13	14	70,0	9,41	26	0,5	3,57	7,0
n390044	CARCAVIO 6575	2020		CCG	GUASUNCHOS 3125 BULON EXPERTO	2,7	0,5	0,98	30	98,0	1,08	14	30,0	5,90	33	4,0	4,02	5,0
n381082	ESTÂNCIA AURORA A20399	2020		CCG	CAMILA 38-R22 RUMO	2,7	0,5	0,36	29	77,0	1,06	14	30,0	6,87	32	2,0	4,49	3,0
n392411	SANTA TEREZA P4236	2020		CCG	SANTA TEREZA 38-M3152	2,7	0,5	0,55	23	87,0	0,17	13	46,0	9,76	27	0,5	5,05	2,0
n386099	PITANGA F015	2020		CCG	MAE RAINHA 38-SES69 MAESTRO	2,7	0,5	0,22	27	66,0	1,74	17	20,0	5,74	28	5,0	4,61	3,0
n381005	ESTÂNCIA AURORA A20229	2020		CCG	CAMILA 38-R22 RUMO	2,7	0,5	0,34	29	75,0	-1,78	14	80,0	9,21	30	0,5	2,82	13,0

Peso ao Sobreano			Ganho Pós-Desmama			Perímetro Escrotal ao Sobreano			Musculatura			Estatura			Estrutura Corporal			Umbigo / Prepúcio			Pigmentação Ocular			Propriedade
DEP	AC	%	DEP	AC	%	DEP	AC	%	DEP	AC	%	DEP	AC	%	DEP	AC	%	DEP	AC	%	DEP	AC	%	
11,55	34	1,0	5,86	30	2,0	1,41	28	0,1	0,39	33	0,5	0,00	34	50,0	0,38	34	0,1	0,20	35	99,0	0,12	29	13,0	ESTÂNCIA CARCÁVIO
18,65	29	0,1	17,86	26	0,1	0,24	26	21,0	0,11	31	21,0	0,04	33	38,0	0,08	31	24,0	0,12	33	93,0	-0,01	24	55,0	ESTÂNCIA AURORA
19,52	31	0,1	10,02	25	0,1	0,95	27	0,1	0,31	30	1,0	0,25	32	2,0	0,35	30	0,1	0,17	34	98,0	0,26	26	1,0	AGROPECUÁRIA SERENO
15,67	33	0,5	10,19	29	0,1	0,86	28	0,5	0,44	33	0,1	0,16	35	10,0	0,38	34	0,1	0,15	35	97,0	0,02	28	43,0	FAZENDA MÃE RAINHA
18,39	31	0,1	14,72	28	0,1	0,08	28	41,0	0,18	32	9,0	0,07	33	30,0	0,12	32	15,0	0,08	34	85,0	0,04	26	34,0	ESTÂNCIA AURORA
15,46	34	0,5	7,68	30	0,5	0,93	30	0,1	0,41	33	0,1	0,01	35	46,0	0,35	35	0,1	0,10	35	90,0	0,07	29	25,0	ESTÂNCIA SÃO BENTO
17,09	32	0,1	6,93	28	1,0	1,05	27	0,1	0,28	30	1,0	-0,02	31	57,0	0,31	32	0,5	0,13	32	95,0	0,04	27	35,0	CABANHA VACACÁI
16,19	30	0,5	5,22	25	3,0	1,23	26	0,1	0,16	30	12,0	0,08	32	27,0	0,27	32	1,0	0,13	33	95,0	0,06	25	28,0	ESTÂNCIA BELA VISTA
11,78	31	1,0	6,27	28	1,0	1,76	28	0,1	0,39	32	0,5	0,27	34	2,0	0,27	33	1,0	-0,02	34	38,0	0,10	26	18,0	FAZENDA SANTA TEREZA
15,96	26	0,5	5,79	22	2,0	0,57	19	2,0	0,29	25	1,0	0,13	27	15,0	0,17	27	6,0	0,28	28	99,0	-0,06	20	74,0	AGROPECUÁRIA SERENO
14,11	33	0,5	7,49	29	0,5	0,39	28	9,0	0,27	33	2,0	0,06	35	31,0	0,30	34	0,5	0,09	35	88,0	0,03	28	40,0	FAZENDA DO ENGENHO
22,86	32	0,1	16,07	29	0,1	-0,30	27	86,0	0,13	33	17,0	0,10	35	21,0	0,12	33	15,0	0,10	35	88,0	0,05	27	31,0	ESTÂNCIA AURORA
19,64	32	0,1	16,44	29	0,1	0,29	27	17,0	0,08	33	28,0	0,05	35	36,0	0,08	34	25,0	0,09	35	87,0	0,13	27	11,0	ESTÂNCIA AURORA
17,24	30	0,1	8,68	26	0,5	1,04	24	0,1	0,33	31	1,0	0,11	33	18,0	0,20	32	3,0	0,30	34	99,0	0,27	25	1,0	SARANDI
16,30	33	0,1	10,06	29	0,1	0,96	29	0,1	0,34	32	0,5	-0,04	34	65,0	0,30	34	0,5	0,13	35	94,0	0,06	28	28,0	ESTÂNCIA SÃO BENTO
16,34	33	0,1	7,86	28	0,5	0,61	28	2,0	0,57	32	0,1	0,34	34	0,5	0,45	33	0,1	0,39	35	99,0	0,02	27	42,0	AGROPECUÁRIA SERENO
16,99	31	0,1	11,76	28	0,1	0,58	29	2,0	0,30	32	1,0	0,13	33	16,0	0,17	33	6,0	0,06	34	79,0	0,07	27	26,0	FAZENDA DO ENGENHO
14,71	34	0,5	7,92	31	0,5	1,00	30	0,1	0,45	34	0,1	0,03	36	41,0	0,36	36	0,1	0,05	37	71,0	0,07	30	24,0	ESTÂNCIA CARCÁVIO
19,14	27	0,1	7,53	24	0,5	0,56	24	3,0	0,22	27	5,0	-0,07	28	74,0	0,19	29	4,0	0,04	29	69,0	0,00	23	52,0	AGROPECUÁRIA MONTECRISTO
16,82	32	0,1	13,77	28	0,1	-0,33	28	88,0	0,04	33	39,0	0,07	35	31,0	0,01	32	49,0	0,00	34	51,0	0,07	25	26,0	ESTÂNCIA AURORA
20,82	33	0,1	13,32	28	0,1	0,03	27	47,0	0,29	32	1,0	0,49	34	0,1	0,25	34	1,0	0,17	35	99,0	0,20	27	3,0	AGROPECUÁRIA SERENO
14,23	33	0,5	7,36	30	0,5	1,10	30	0,1	0,47	34	0,1	0,05	35	35,0	0,42	35	0,1	0,14	36	96,0	-0,01	29	53,0	ESTÂNCIA CARCÁVIO
14,54	34	0,5	7,28	28	1,0	1,11	28	0,1	0,66	33	0,1	0,25	35	3,0	0,54	34	0,1	0,05	36	73,0	0,33	28	0,1	AGROPECUÁRIA SERENO
13,41	30	1,0	8,74	26	0,5	1,01	25	0,1	0,48	30	0,1	0,32	32	1,0	0,32	31	0,5	0,23	33	99,0	0,08	25	23,0	AGROPECUÁRIA SERENO
13,96	31	0,5	6,81	27	1,0	0,58	26	2,0	0,29	31	1,0	0,03	32	41,0	0,29	32	0,5	0,17	33	98,0	0,08	26	23,0	FAZENDA PITANGA
13,25	29	1,0	7,69	26	0,5	1,06	24	0,1	0,38	27	0,5	0,02	28	43,0	0,35	29	0,1	0,16	28	98,0	0,01	24	45,0	AGROPECUÁRIA PLATANO
18,35	27	0,1	12,16	24	0,1	0,86	24	0,5	0,15	28	14,0	0,18	30	7,0	0,12	29	15,0	0,03	31	65,0	-0,15	22	93,0	AGROPECUÁRIA WACHHOLZ
12,96	33	1,0	7,33	30	1,0	1,16	29	0,1	0,33	34	1,0	-0,01	35	54,0	0,32	35	0,5	0,19	36	99,0	0,13	28	10,0	ESTÂNCIA CARCÁVIO
16,43	32	0,1	14,66	29	0,1	0,00	27	52,0	0,11	33	20,0	0,07	35	29,0	0,09	32	22,0	0,12	34	94,0	0,07	26	26,0	ESTÂNCIA AURORA
16,35	28	0,1	7,77	24	0,5	0,74	25	0,5	0,58	29	0,1	0,44	32	0,1	0,18	27	6,0	-0,22	33	0,5	-0,02	22	57,0	FAZENDA SANTA TEREZA
13,44	28	1,0	9,46	25	0,1	0,54	24	3,0	0,36	26	0,5	-0,04	28	63,0	0,17	28	7,0	0,04	28	68,0	0,01	23	46,0	FAZENDA PITANGA
21,19	30	0,1	16,39	27	0,1	-0,22	27	79,0	0,19	31	7,0	0,09	33	24,0	0,08	32	24,0	0,10	33	90,0	0,09	25	20,0	ESTÂNCIA AURORA

BRAFORD TOUROS JOVENS - TOP 10%

Reg	Nome	Nasc.	G. Sangue	Livro	Pai	IQG	%	Peso ao Nascer			Peso à Desmama Materno			Peso à Desmama Direto			Total Materno	
								DEP	AC	%	DEPm	AC	%	DEPd	AC	%	DEP	%
n391174	BELVISTA E500	2020		CCG	2019-RM1	2,7	0,5	0,72		93,0	-0,93	14	67,0	10,83	31	0,1	4,48	3,0
388118	SAO BENTO 38-TEX013	2020	38	CCG	GUASUNCHOS 3125 BULON EXPERTO	2,6	0,5	0,51		85,0	-3,19	16	94,0	8,64	34	1,0	1,13	33,0
n392496	SANTA TEREZA P4156	2020		CCG	PITANGUEIRA 38-L140 CAPATAZ	2,6	0,5	1,41	29	99,0	-1,42	16	75,0	12,37	31	0,1	4,77	2,0
n390993	BELVISTA E232	2020		CCG	GUASUNCHOS 3125 BULON EXPERTO	2,6	0,5	0,88		97,0	0,29	13	44,0	8,55	32	1,0	4,57	3,0
n399072	AGROPECUÁRIA PLÁTANO TE184	2020		CCG	GUASUNCHOS 3125 BULON EXPERTO	2,6	0,5	0,35	29	76,0	0,50	15	40,0	6,77	31	2,0	3,89	6,0
418743	SERENO 38-TE20761	2020	38	CCG	SERENO 38-TE16045 MANECO	2,6	0,5	0,19	31	65,0	1,87	17	18,0	9,21	33	0,5	6,47	0,5
n395344	CARCAVIO TE107 EXPERTO 2820 MAGNO	2020		CCG	GUASUNCHOS 3125 BULON EXPERTO	2,6	0,5	0,37		77,0	2,52	15	11,0	4,92	34	8,0	4,98	2,0
419382	SERENO 38-20129	2020	38	CCG	SERENO 38-TE17138 MOLINO	2,6	0,5	-0,05	25	45,0	3,68	15	4,0	9,37	27	0,5	8,36	0,1
375554	SERENO 38-20017	2020	38	CCG	SERENO 38-TE16019 SAMURAI	2,6	0,5	0,65	28	91,0	1,64	15	21,0	7,52	29	1,0	5,40	1,0
418725	SERENO 38-TE20097	2020	38	CCG	SERENO 38-TE16045 MANECO	2,6	0,5	0,00	30	48,0	2,54	17	11,0	7,27	33	2,0	6,17	1,0
398935	RS 38-J60	2020	38	CCG	MAE RAINHA 38-TES69 MAESTRO	2,6	0,5	0,03	28	52,0	0,90	17	33,0	7,85	29	1,0	4,83	2,0
393315	SERENO 38-TE20071	2020	38	CCG	SERENO 38-TE16045 MANECO	2,6	0,5	1,32	30	99,0	-2,61	16	89,0	12,78	33	0,1	3,78	6,0
n387583	AGROPECUÁRIA PLÁTANO 179	2020		CCG	TRES ARROYOS 38-TE7005 PINHAO DA PLATANO	2,6	0,5	0,60	20	89,0	1,79	13	19,0	10,84	21	0,1	7,22	0,5
n386760	MAE RAINHA Z75	2020		CCG	MAE RAINHA 38-TES67 MILONARIO KACHAPE	2,6	1,0	1,73	27	99,0	-2,03	17	83,0	11,96	30	0,1	3,95	5,0
n383148	E09 DO RINCÃO	2020		CCG	BELVISTA 38-3838 DOBLE	2,6	1,0	0,67	20	92,0	-0,85	16	65,0	9,17	25	0,5	3,74	6,0
n386199	PITANGA F030	2020		CCG	MAE RAINHA 38-TES69 MAESTRO	2,6	1,0	0,27	30	70,0	-0,77	17	64,0	11,33	32	0,1	4,90	2,0
n386789	MÃE RAINHA Z86 X-BULL	2020		CCG	RANCHO 906 T/E X-BULL	2,6	1,0	0,22	31	67,0	-1,76	23	80,0	8,49	32	1,0	2,48	16,0
n391333	MONTECRISTO 2010	2020		CCG	MAE RAINHA 38-TES69 MAESTRO	2,6	1,0	0,24	27	68,0	0,78	14	35,0	9,24	28	0,5	5,40	1,0
n386067	PITANGA F043	2020		CCG	MAE RAINHA 38-TES69 MAESTRO	2,6	1,0	0,00	26	49,0	2,24	16	14,0	5,79	29	5,0	5,13	2,0
391347	MONTECRISTO 38-2026	2020	38	CCG	MAE RAINHA 38-TES69 MAESTRO	2,6	1,0	0,36	27	77,0	1,08	15	30,0	9,46	28	0,5	5,81	1,0
n401097	SBV 20015	2020		CCG	PAMPIANO DO SOSSEGO 38-TEK008 MANO LIMA	2,5	1,0	0,38		78,0	2,86	16	8,0	6,17	33	4,0	5,94	1,0
n388267	SANTA GERTRUDES 2341	2020		CCG	SANTA GERTRUDES 38-1203 DOBLE ANCHO	2,5	1,0	0,64		90,0	-0,61	14	61,0	9,61	28	0,5	4,20	4,0
n389922	CARCAVIO 6685	2020		CCG	GUASUNCHOS 3125 BULON EXPERTO	2,5	1,0	0,32	28	74,0	0,75	13	36,0	5,56	31	5,0	3,53	7,0
n380747	ESTÂNCIA AURORA A20441	2020		CCG	ESTÂNCIA AURORA 38-A3025	2,5	1,0	0,31	28	73,0	1,52	17	23,0	3,56	30	16,0	3,31	9,0
383734	SÃO PEDRO 38-E76	2020	38	CCG	BELVISTA 38-4492	2,5	1,0	0,32	24	74,0	-1,30	14	73,0	14,13	27	0,1	5,76	1,0
376232	38-0246 OEMA DI MARIA BRAFORD	2020	38	CCG	SANTA GERTRUDES 38-1068	2,5	1,0	0,82	22	96,0	0,78	12	35,0	8,54	25	1,0	5,05	2,0
391840	G.S.M. 38-0340	2020	38	CCG	MAE RAINHA 38-TES69 MAESTRO	2,5	1,0	0,82	29	96,0	-1,36	17	74,0	10,23	30	0,5	3,76	6,0
n418901	MAE RAINHA Z97	2020		CCG	CUYANO HUINKA SHAKA D1450 KACHAPÊ	2,5	1,0	0,89	33	97,0	-1,93	25	82,0	10,55	35	0,1	3,35	9,0
376772	SERENO 38-20119	2020	38	CCG	SERENO 38-TE17138 MOLINO	2,5	1,0	0,87	25	96,0	1,08	13	30,0	9,44	28	0,5	5,80	1,0
388931	PAMPIANO DO SOSSEGO 38-TER20	2020	38	CCG	GUASUNCHOS 3125 BULON EXPERTO	2,5	1,0	0,72	31	93,0	1,90	16	18,0	6,25	34	3,0	5,03	2,0
n389938	CARCAVIO 6714	2020		CCG	GUASUNCHOS 3125 BULON EXPERTO	2,5	1,0	0,55	28	87,0	0,95	13	32,0	5,60	32	5,0	3,75	6,0
n383144	E05 DO RINCÃO	2020		CCG	BELVISTA 38-3838 DOBLE	2,5	1,0	0,65	20	91,0	-0,68	15	63,0	9,29	25	0,5	3,97	5,0

Peso ao Sobreano			Ganho Pós-Desmama			Perímetro Escrotal ao Sobreano			Musculatura			Estatura			Estrutura Corporal			Umbigo / Prepúcio			Pigmentação Ocular			Propriedade
DEP	AC	%	DEP	AC	%	DEP	AC	%	DEP	AC	%	DEP	AC	%	DEP	AC	%	DEP	AC	%	DEP	AC	%	
18,47	31	0,1	9,38	26	0,1	0,50	26	4,0	0,19	31	7,0	0,04	33	39,0	0,12	33	14,0	0,07	34	82,0	0,12	26	12,0	ESTÂNCIA BELA VISTA
17,70	34	0,1	10,83	30	0,1	0,92	29	0,1	0,36	33	0,5	-0,07	35	73,0	0,14	35	11,0	0,19	36	99,0	0,11	29	14,0	ESTÂNCIA SÃO BENTO
20,16	31	0,1	9,11	27	0,1	0,72	27	1,0	0,23	32	4,0	0,31	34	1,0	0,08	31	26,0	0,10	35	90,0	-0,11	26	87,0	FAZENDA SANTA TEREZA
14,72	32	0,5	6,31	29	1,0	0,93	28	0,1	0,34	33	0,5	-0,07	35	73,0	0,27	34	1,0	-0,01	35	46,0	-0,07	27	76,0	ESTÂNCIA BELA VISTA
13,88	29	0,5	7,35	26	0,5	0,46	24	6,0	0,57	27	0,1	0,13	28	16,0	0,45	29	0,1	0,09	28	87,0	0,08	24	22,0	AGROPECUÁRIA PLATANO
19,83	34	0,1	11,23	29	0,1	0,10	29	38,0	0,31	33	1,0	0,50	35	0,1	0,27	34	1,0	0,44	36	99,0	0,21	28	2,0	AGROPECUÁRIA SERENO
9,89	34	3,0	5,32	30	3,0	1,06	28	0,1	0,49	33	0,1	-0,10	34	80,0	0,34	34	0,1	0,06	35	75,0	0,04	29	36,0	ESTÂNCIA CARCÁVIO
13,57	28	1,0	4,57	24	6,0	0,91	23	0,1	0,27	29	2,0	0,36	30	0,5	0,20	30	4,0	-0,10	31	11,0	-0,01	23	53,0	AGROPECUÁRIA SERENO
13,31	30	1,0	6,00	26	2,0	0,67	25	1,0	0,41	30	0,1	0,12	32	16,0	0,36	32	0,1	0,04	33	69,0	0,07	25	26,0	AGROPECUÁRIA SERENO
18,69	33	0,1	12,73	28	0,1	0,02	27	48,0	0,16	32	12,0	0,38	34	0,5	0,13	34	13,0	0,24	35	99,0	0,25	27	1,0	AGROPECUÁRIA SERENO
11,94	30	1,0	5,50	27	3,0	0,96	27	0,1	0,37	30	0,5	0,03	32	41,0	0,20	32	3,0	0,07	33	79,0	0,03	26	37,0	CABANHA VACACAÍ
23,08	34	0,1	9,78	28	0,1	0,53	28	3,0	0,37	33	0,5	0,44	35	0,1	0,31	34	0,5	-0,02	36	40,0	0,16	28	6,0	AGROPECUÁRIA SERENO
15,23	20	0,5	5,11	15	4,0	0,60	14	2,0	0,29	18	1,0	0,23	19	3,0	0,28	21	1,0	0,13	20	95,0	0,05	16	32,0	AGROPECUÁRIA PLATANO
19,10	30	0,1	9,45	26	0,1	0,29	26	16,0	0,27	30	2,0	0,10	32	22,0	0,27	32	1,0	0,23	33	99,0	-0,03	25	63,0	FAZENDA MÃE RAINHA
18,98	24	0,1	12,50	19	0,1	0,18	19	28,0	0,12	24	20,0	-0,06	26	71,0	0,10	26	20,0	0,10	27	89,0	-0,03	19	60,0	AGROPECUÁRIA RINCÃO
15,79	32	0,5	6,18	29	2,0	0,53	27	3,0	0,32	32	1,0	0,03	33	40,0	0,19	33	4,0	0,03	34	62,0	0,13	27	11,0	FAZENDA PITANGA
14,80	33	0,5	7,97	30	0,5	0,89	30	0,1	0,39	34	0,5	0,00	35	50,0	0,34	35	0,1	0,07	36	79,0	-0,10	29	83,0	FAZENDA MÃE RAINHA
15,26	28	0,5	7,04	24	1,0	0,61	24	2,0	0,21	27	5,0	-0,06	29	69,0	0,20	29	4,0	0,01	29	54,0	0,01	23	48,0	AGROPECUÁRIA MONTECRISTO
10,08	29	3,0	4,89	26	4,0	0,98	27	0,1	0,37	30	0,5	0,01	32	49,0	0,21	32	3,0	0,17	33	98,0	0,04	26	35,0	FAZENDA PITANGA
13,87	28	0,5	4,81	26	5,0	0,82	26	0,5	0,25	29	3,0	-0,03	31	62,0	0,26	31	1,0	0,07	32	81,0	0,05	24	30,0	CABANHA VACACAÍ
10,06	33	3,0	5,10	29	4,0	0,87	28	0,5	0,49	33	0,1	0,23	35	4,0	0,52	34	0,1	0,19	35	99,0	0,07	28	24,0	FAZENDA SÃO BENTO DO VERDE
14,59	28	0,5	6,11	25	2,0	0,55	22	3,0	0,40	30	0,5	0,01	32	49,0	0,26	32	1,0	0,07	33	82,0	-0,13	25	89,0	ESTÂNCIA SANTA GERTRUDES
11,59	32	1,0	6,95	29	1,0	1,16	29	0,1	0,33	32	1,0	-0,04	33	63,0	0,38	33	0,1	0,14	34	96,0	-0,11	27	86,0	ESTÂNCIA CARCÁVIO
14,09	31	0,5	13,06	28	0,1	0,42	26	7,0	0,11	33	20,0	-0,02	35	56,0	0,15	33	9,0	0,02	35	58,0	0,09	27	19,0	ESTÂNCIA AURORA
23,94	28	0,1	4,81	23	5,0	0,64	24	1,0	0,23	28	4,0	0,36	30	0,5	0,14	29	10,0	0,22	31	99,0	0,01	23	48,0	FAZENDA SÃO PEDRO
12,24	25	1,0	4,21	21	7,0	1,26	22	0,1	0,26	26	3,0	-0,10	28	79,0	0,12	27	15,0	0,13	28	95,0	0,18	20	5,0	OEMA DI MARIA BRAFORD
16,95	31	0,1	8,57	28	0,5	0,36	28	11,0	0,26	31	2,0	0,00	33	51,0	0,27	33	1,0	0,10	34	89,0	0,03	26	39,0	FAZENDA DO ENGENHO
15,33	36	0,5	6,15	32	2,0	1,39	31	0,1	0,23	36	4,0	0,13	37	15,0	0,17	37	6,0	0,07	38	80,0	-0,03	31	63,0	FAZENDA MÃE RAINHA
15,16	28	0,5	5,96	24	2,0	0,67	23	1,0	0,39	28	0,5	0,28	30	1,0	0,31	30	0,5	0,06	31	78,0	0,29	23	0,5	AGROPECUÁRIA SERENO
12,00	33	1,0	6,73	29	1,0	1,32	28	0,1	0,27	31	2,0	0,25	32	2,0	0,32	33	0,5	0,09	33	88,0	0,12	28	13,0	ESTÂNCIA DO SOSSEGO
11,34	33	2,0	6,35	29	1,0	1,18	28	0,1	0,26	33	2,0	-0,01	35	54,0	0,26	34	1,0	0,12	36	92,0	0,13	28	11,0	ESTÂNCIA CARCÁVIO
19,38	24	0,1	12,81	19	0,1	0,16	19	30,0	-0,02	24	59,0	0,02	26	44,0	0,07	26	29,0	0,04	27	68,0	0,03	19	39,0	AGROPECUÁRIA RINCÃO

BRAFORD TOUROS JOVENS - TOP 10%

Reg	Nome	Nasc.	G. Sangue	Livro	Pai	IQG	%	Peso ao Nascer			Peso à Desmama Materno			Peso à Desmama Direto			Total Materno	
								DEP	AC	%	DEPm	AC	%	DEPd	AC	%	DEP	%
418768	SERENO 38-TE20713	2020	38	CCG	SERENO 38-TE16019 SAMURAI	2,5	1,0	-0,19	32	33,0	4,56	17	1,0	1,91	35	30,0	5,52	1,0
n403214	ESTÂNCIA AURORA A20283	2020		CCG	MAE RAINHA 38-TE569 MAESTRO	2,5	1,0	-0,04	30	46,0	0,46	18	41,0	7,39	33	2,0	4,15	4,0
n380819	ESTÂNCIA AURORA A20401	2020		CCG	ESTÂNCIA AURORA 38-A2393	2,5	1,0	0,24	27	68,0	-0,39	13	57,0	10,96	31	0,1	5,09	2,0
n391030	BELVISTA E288	2020		CCG	ARROCERO 5815 GENERAL VEDIA	2,5	1,0	0,38		78,0	-1,06	13	69,0	9,22	32	0,5	3,55	7,0
n389866	CARCAVIO 6577	2020		CCG	GUASUNCHOS 3125 BULON EXPERTO	2,5	1,0	0,49	29	84,0	-0,81	14	65,0	8,54	33	1,0	3,46	8,0
402669	SAO BENTO 38-TEX017	2020	38	CCG	GUASUNCHOS 3125 BULON EXPERTO	2,4	1,0	0,78	28	95,0	-3,29	16	94,0	8,56	34	1,0	0,98	35,0
n392421	SANTA TEREZA P4274	2020		CCG	SANTA TEREZA 38-M3062	2,4	1,0	1,21	25	99,0	-0,57	14	61,0	10,35	27	0,5	4,60	3,0
391906	BASPAN 38-B182	2020	38	CCG	MAE RAINHA 38-TE569 MAESTRO	2,4	1,0	0,31	28	73,0	-0,22	16	54,0	9,21	30	0,5	4,39	4,0
n381035	ESTÂNCIA AURORA A20263	2020		CCG	CAMILA 38-R22 RUMO	2,4	1,0	0,59	31	89,0	0,55	14	39,0	6,86	33	2,0	3,98	5,0
n395346	CARCAVIO TE73 EXPERTO 2820 MAGNO	2020		CCG	GUASUNCHOS 3125 BULON EXPERTO	2,4	1,0	0,08		56,0	3,26	15	6,0	2,85	34	21,0	4,69	3,0
n399077	AGROPECUÁRIA PLÁTANO TE187	2020		CCG	GUASUNCHOS 3125 BULON EXPERTO	2,4	1,0	0,43	29	81,0	0,50	15	40,0	6,50	31	3,0	3,75	6,0
n390905	BELVISTA E120	2020		CCG	GUASUNCHOS 3125 BULON EXPERTO	2,4	1,0	0,36		77,0	0,99		32,0	7,23		2,0	4,60	3,0
n386721	MÃE RAINHA Z70 MAESTRO	2020		CCG	MAE RAINHA 38-TE569 MAESTRO	2,4	1,0	0,66	30	91,0	1,29	16	27,0	5,36	32	6,0	3,96	5,0
n390047	CARCAVIO 6584	2020		CCG	GUASUNCHOS 3125 BULON EXPERTO	2,4	1,0	0,09	28	56,0	-0,30	13	55,0	6,14	33	4,0	2,77	13,0
n383149	E10 DO RINCÃO	2020		CCG	BELVISTA 38-3838 DOBLE	2,4	1,0	0,94	20	97,0	-2,73	16	90,0	10,04	25	0,5	2,29	18,0
n381047	ESTÂNCIA AURORA A20277	2020		CCG	CAMILA 38-R22 RUMO	2,4	1,0	0,33	30	75,0	-1,24	14	72,0	7,09	32	2,0	2,31	17,0
391353	MONTECRISTO 38-2034	2020	38	CCG	MAE RAINHA 38-TE569 MAESTRO	2,4	1,0	-0,17	28	35,0	-0,21	15	54,0	4,47	30	10,0	2,03	21,0
n407582	IRAPUA J043	2020		CCG	RM001BR-IRAPUÁ 2019	2,4	1,0	0,02	23	51,0	-0,15	9	53,0	7,92	23	1,0	3,81	6,0
n388302	PAMPIANO DO SOSSEGO 38-FIVR75	2020	38	CCG	GUASUNCHOS 3125 BULON EXPERTO	2,4	1,0	0,64	32	91,0	1,70	16	21,0	4,56	34	10,0	3,98	5,0
n390423	MARCO DO PAMPA K83	2020		CCG	SANTA TEREZA 38-H2134 MARQUÊS	2,4	1,0	1,43	26	99,0	-1,12	15	70,0	11,01	28	0,1	4,38	4,0
n387456	PEDRA GRANDE 0223	2020		CCG	RMSARANDI2020	2,3	1,0	0,57	28	88,0	-1,41	12	75,0	9,20	29	0,5	3,19	10,0
n390924	BELVISTA E142	2020		CCG	GUASUNCHOS 3125 BULON EXPERTO	2,3	1,0	0,61		89,0	0,06	12	49,0	7,29	32	2,0	3,71	6,0
n402036	RIO NEGRO 38-0064	2020	38	CCG	LOGSURISES 2051 ZENITH KICHAN	2,3	1,0	1,22	29	99,0	-4,76	12	99,0	12,10	30	0,1	1,29	30,0
n389907	CARCAVIO 6657	2020		CCG	GUASUNCHOS 3125 BULON EXPERTO	2,3	1,0	0,15	28	61,0	-0,30	14	56,0	6,26	33	3,0	2,83	12,0
n390920	BELVISTA E136	2020		CCG	GUASUNCHOS 3125 BULON EXPERTO	2,3	1,0	0,73		93,0	-0,28	13	55,0	7,75	33	1,0	3,60	7,0
418769	SERENO 38-TE20723	2020	38	CCG	SERENO 38-TE16019 SAMURAI	2,3	1,0	0,58		88,0	2,88		8,0	3,47		16,0	4,61	3,0
n393796	CERRO VERDE 0724	2020		CCG	SAO BENTO 38-Q134 SULINO	2,3	1,0	0,10	26	57,0	2,70	14	10,0	4,17	28	12,0	4,79	2,0
388261	SANTA GERTRUDES 38-2322	2020	38	CCG	SANTA GERTRUDES 38-I203 DOBLE ANCHO	2,3	1,0	0,48		84,0	-1,49	15	76,0	9,21	29	0,5	3,12	10,0
n388299	PAMPIANO DO SOSSEGO 38-FIVR85	2020	38	CCG	PAMPIANO DO SOSSEGO 38-TE B7020	2,3	1,0	0,41	34	80,0	1,80	25	19,0	3,89	36	13,0	3,75	6,0
n390425	MARCO DO PAMPA K86	2020		CCG	MARCO DO PAMPA 38-H11	2,3	1,0	1,08	24	99,0	-3,11	12	93,0	12,67	25	0,1	3,23	9,0
418729	SERENO 38-TE20111	2020	38	CCG	SERENO 38-TE16045 MANECO	2,3	1,0	1,04	30	98,0	-1,29	16	73,0	8,32	33	1,0	2,87	12,0
418738	SERENO 38-TE20742	2020	38	CCG	SBV 38-TE15015 MONTARÁ	2,3	1,0	-0,66		8,0	1,75		20,0	6,80		2,0	5,15	2,0

Peso ao Sobreano			Ganho Pós-Desmama			Perímetro Escrotal ao Sobreano			Musculatura			Estatura			Estrutura Corporal			Umbigo / Prepúcio			Pigmentação Ocular			Propriedade
DEP	AC	%	DEP	AC	%	DEP	AC	%	DEP	AC	%	DEP	AC	%	DEP	AC	%	DEP	AC	%	DEP	AC	%	
10,23	34	3,0	9,93	29	0,1	0,85	28	0,5	0,06	34	34,0	0,03	35	41,0	0,09	35	22,0	0,05	36	72,0	-0,05	29	69,0	AGROPECUÁRIA SERENO
15,96	34	0,5	12,76	30	0,1	0,19	29	27,0	0,12	34	19,0	-0,06	36	70,0	0,13	33	14,0	0,13	35	95,0	0,03	27	38,0	ESTÂNCIA AURORA
18,34	32	0,1	10,67	27	0,1	0,18	24	28,0	0,08	32	27,0	0,12	34	18,0	0,11	31	17,0	0,12	33	93,0	0,15	25	7,0	ESTÂNCIA AURORA
17,80	32	0,1	10,67	27	0,1	0,42	26	7,0	0,16	32	11,0	0,11	34	20,0	0,26	33	1,0	0,07	35	82,0	0,08	27	22,0	ESTÂNCIA BELA VISTA
16,31	33	0,1	8,48	30	0,5	0,87	29	0,5	0,22	33	5,0	0,12	35	18,0	0,36	35	0,1	0,17	36	98,0	0,18	28	4,0	ESTÂNCIA CARCÁVIO
16,61	34	0,1	9,28	30	0,1	1,08	29	0,1	0,28	33	2,0	-0,07	35	72,0	0,26	35	1,0	0,08	36	85,0	-0,04	29	66,0	ESTÂNCIA SÃO BENTO
14,28	26	0,5	4,56	21	6,0	1,04	22	0,1	0,34	27	0,5	0,20	29	6,0	0,15	27	10,0	-0,02	29	38,0	0,16	22	7,0	FAZENDA SANTA TEREZA
14,49	30	0,5	7,01	26	1,0	0,34	26	12,0	0,26	28	2,0	0,00	30	52,0	0,21	30	3,0	0,07	31	82,0	-0,01	24	54,0	BASSO E PANCOTT
15,32	33	0,5	12,46	29	0,1	0,15	27	32,0	0,06	33	34,0	-0,01	35	55,0	0,01	34	49,0	0,07	36	81,0	0,11	28	14,0	ESTÂNCIA AURORA
8,88	34	5,0	7,30	30	1,0	0,83	28	0,5	0,26	33	2,0	0,00	34	52,0	0,22	34	3,0	0,20	35	99,0	0,09	29	20,0	ESTÂNCIA CARCÁVIO
12,99	29	1,0	6,41	26	1,0	0,91	24	0,1	0,30	27	1,0	0,03	28	40,0	0,30	29	0,5	0,09	28	87,0	0,03	24	39,0	AGROPECUÁRIA PLATANO
13,08	29	1,0	3,74	25	10,0	1,01	28	0,1	0,26	28	3,0	0,00	31	51,0	0,24	29	1,0	-0,02	33	38,0	0,02	26	44,0	ESTÂNCIA BELA VISTA
11,20	32	2,0	8,38	29	0,5	0,53	27	3,0	0,31	32	1,0	0,00	34	50,0	0,23	34	2,0	0,08	35	83,0	-0,02	27	58,0	FAZENDA MÃE RAINHA
13,17	33	1,0	7,62	30	0,5	0,91	29	0,1	0,40	33	0,5	-0,10	35	80,0	0,34	35	0,5	0,15	36	97,0	-0,08	28	77,0	ESTÂNCIA CARCÁVIO
18,10	24	0,1	9,95	19	0,1	0,80	19	0,5	0,13	24	16,0	0,09	26	23,0	0,11	26	18,0	-0,06	27	20,0	0,05	19	31,0	AGROPECUÁRIA RINCÃO
17,25	32	0,1	14,65	29	0,1	0,04	26	46,0	0,12	33	19,0	0,03	35	41,0	0,03	32	40,0	0,11	34	91,0	0,05	26	31,0	ESTÂNCIA AURORA
12,40	30	1,0	11,41	27	0,1	0,94	26	0,1	0,23	30	4,0	-0,04	31	64,0	0,19	31	4,0	0,07	32	79,0	0,00	25	50,0	CABANHA VACACÁI
13,94	24	0,5	7,24	20	1,0	0,86	18	0,5	0,16	24	12,0	0,02	26	46,0	0,27	25	1,0	0,12	26	94,0	0,00	18	50,0	FAZENDA IRAPUÃ
9,37	33	4,0	5,47	28	3,0	1,42	28	0,1	0,33	31	1,0	0,13	32	16,0	0,42	33	0,1	0,08	33	83,0	0,00	28	50,0	ESTÂNCIA DO SOSSEGO
17,78	28	0,1	8,41	25	0,5	0,28	26	17,0	0,29	29	1,0	0,18	31	8,0	0,09	30	22,0	0,22	32	99,0	0,16	24	6,0	MARCO DO PAMPA
18,60	30	0,1	10,70	25	0,1	-0,27	23	84,0	0,29	30	1,0	0,07	32	31,0	0,27	32	1,0	0,03	33	63,0	0,15	24	7,0	SARANDI
15,02	33	0,5	8,57	29	0,5	1,02	28	0,1	0,08	33	29,0	0,13	35	16,0	0,08	34	25,0	0,04	35	68,0	0,19	28	3,0	ESTÂNCIA BELA VISTA
19,86	31	0,1	10,09	26	0,1	0,88	25	0,5	0,27	31	2,0	0,27	33	2,0	0,19	32	5,0	0,07	34	82,0	-0,11	25	86,0	ESTÂNCIA RIO NEGRO
12,04	33	1,0	6,90	30	1,0	0,73	29	1,0	0,35	34	0,5	0,04	35	37,0	0,35	35	0,1	0,02	36	57,0	0,16	28	6,0	ESTÂNCIA CARCÁVIO
13,60	33	1,0	5,99	30	2,0	0,92	28	0,1	0,22	33	5,0	0,02	35	43,0	0,22	35	3,0	-0,05	36	25,0	0,14	28	8,0	ESTÂNCIA BELA VISTA
8,68	32	5,0	5,75	26	2,0	1,03	27	0,1	0,37	31	0,5	0,20	33	5,0	0,35	31	0,1	0,05	35	74,0	-0,10	27	84,0	AGROPECUÁRIA SERENO
10,59	28	2,0	6,77	25	1,0	0,89	25	0,1	0,20	28	7,0	0,09	30	24,0	0,20	29	4,0	0,23	30	99,0	-0,10	23	85,0	FAZENDA CERRO VERDE
13,36	30	1,0	4,22	27	7,0	1,28	25	0,1	0,21	32	5,0	0,00	34	53,0	0,30	33	0,5	0,18	35	99,0	-0,04	26	65,0	ESTÂNCIA SANTA GERTRUDES
10,07	35	3,0	8,50	30	0,5	0,37	29	10,0	0,45	33	0,1	0,13	34	16,0	0,30	35	0,5	0,13	35	95,0	0,10	30	17,0	ESTÂNCIA DO SOSSEGO
19,07	25	0,1	8,22	20	0,5	0,39	21	9,0	0,21	26	5,0	0,08	28	27,0	0,15	28	9,0	-0,17	29	1,0	0,20	21	3,0	MARCO DO PAMPA
18,77	34	0,1	11,70	28	0,1	0,63	27	1,0	0,28	32	2,0	0,49	34	0,1	0,19	34	5,0	-0,11	35	8,0	0,05	27	33,0	AGROPECUÁRIA SERENO
12,91	34	1,0	7,96	26	0,5	-0,02	28	54,0	0,39	31	0,5	0,18	33	7,0	0,28	32	1,0	0,08	36	85,0	0,12	28	12,0	AGROPECUÁRIA SERENO

BRAFORD TOUROS JOVENS - TOP 10%

Reg	Nome	Nasc.	G. Sangue	Livro	Pai	IQG	%	Peso ao Nascer			Peso à Desmama Materno			Peso à Desmama Direto			Total Materno	
								DEP	AC	%	DEPm	AC	%	DEPd	AC	%	DEP	%
n391178	BELVISTA E506	2020		CCG	RM2019-RM3	2,3	1,0	0,80		95,0	-0,06	12	51,0	9,73	29	0,5	4,80	2,0
n386989	MÃE RAINHA Z55 TREVO SENHOR	2020		CCG	CAMILA 38-S65 SENHOR	2,3	1,0	1,62	30	99,0	0,65	14	38,0	7,14	31	2,0	4,22	4,0
n389937	CARCAVIO 6712	2020		CCG	GUASUNCHOS 3125 BULON EXPERTO	2,3	1,0	0,95	30	98,0	1,23	15	28,0	7,57	33	1,0	5,02	2,0
n390894	BELVISTA E106	2020		CCG	RM2019-RM6	2,3	1,0	0,65		91,0	0,49	11	41,0	8,81	28	1,0	4,89	2,0
n388236	SANTA GERTRUDES 2209	2020		CCG	RANCHO 316 T/E MAGNO	2,3	1,0	0,24		68,0	-0,50	21	59,0	7,74	32	1,0	3,36	8,0
n389969	CARCAVIO 6767	2020		CCG	GUASUNCHOS 3125 BULON EXPERTO	2,3	1,0	0,54	29	86,0	-0,47	15	59,0	6,46	33	3,0	2,76	13,0
n388164	SANTA GERTRUDES 2338	2020		CCG	RANCHO 316 T/E MAGNO	2,3	1,0	0,42		80,0	2,78	24	9,0	5,06	31	7,0	5,31	1,0
388409	PAMPIANO DO SOSSEGO 38-TER02	2020	38	CCG	GUASUNCHOS 3125 BULON EXPERTO	2,3	1,0	0,72	32	93,0	2,42	16	12,0	5,34	35	6,0	5,09	2,0
n395347	CARCAVIO TE75 EXPERTO 1635 803 MAGNO	2020		CCG	GUASUNCHOS 3125 BULON EXPERTO	2,3	1,0	0,49		84,0	1,87	15	18,0	4,40	34	10,0	4,07	5,0
n393456	WACHHOLZ 752	2020		CCG	CAMILA 38-S65 SENHOR	2,3	1,0	0,79	28	95,0	-1,61	13	78,0	8,61	30	1,0	2,69	14,0
n386094	PITANGA F010	2020		CCG	CAMILA 38-S65 SENHOR	2,2	1,0	0,59	26	89,0	2,33	11	13,0	4,60	25	9,0	4,63	3,0
418728	SERENO 38-TE20105	2020	38	CCG	SERENO 38-TE16045 MANECO	2,2	1,0	0,81	30	95,0	-1,70	16	79,0	9,28	33	0,5	2,94	12,0
n390911	BELVISTA E126	2020		CCG	GUASUNCHOS 3125 BULON EXPERTO	2,2	1,0	0,43		81,0	0,62	13	38,0	5,89	32	4,0	3,56	7,0
378871	BASPAN 38-A140	2020	38	CCG	MAE RAINHA 38-TE569 MAESTRO	2,2	1,0	0,22	27	66,0	0,76	17	36,0	6,65	29	3,0	4,09	5,0
n387429	PEDRA GRANDE 0043	2020		CCG	GUASUNCHOS 3125 BULON EXPERTO	2,2	1,0	0,43	31	81,0	-0,79	14	65,0	6,80	33	2,0	2,61	14,0
n383147	E08 DO RINCÃO	2020		CCG	BELVISTA 38-3838 DOBLE	2,2	1,0	0,96	20	98,0	-1,20	16	72,0	9,63	25	0,5	3,61	7,0
n381011	ESTÂNCIA AURORA A20235	2020		CCG	CAMILA 38-R22 RUMO	2,2	1,0	0,02	27	51,0	-0,15	13	53,0	6,96	27	2,0	3,33	9,0
n393805	CERRO VERDE 0839	2020		CCG	RANCHO 316 T/E MAGNO	2,2	1,0	0,52	28	85,0	1,48	21	24,0	6,81	29	2,0	4,88	2,0
398922	RS 38-J34	2020	38	CCG	MAE RAINHA 38-TE569 MAESTRO	2,2	1,0	0,90	29	97,0	-0,14	15	53,0	8,06	31	1,0	3,89	6,0
n395354	CARCAVIO TE87 EXPERTO 2820 MAGNO	2020		CCG	GUASUNCHOS 3125 BULON EXPERTO	2,2	1,0	0,41		80,0	2,48	15	12,0	4,70	34	9,0	4,83	2,0
376774	SERENO 38-20123	2020	38	CCG	SERENO 38-TE17138 MOLINO	2,2	2,0	0,18	26	64,0	1,09	16	30,0	8,64	29	1,0	5,41	1,0
n411776	CERRO VERDE 0816	2020		CCG	RANCHO 316 T/E MAGNO	2,2	2,0	-0,21	28	32,0	0,25	21	45,0	7,03	28	2,0	3,76	6,0
n388277	SANTA GERTRUDES 2415	2020		CCG	SANTA GERTRUDES 38-I203 DOBLE ANCHO	2,2	2,0	0,54		87,0	-1,88	15	81,0	8,41	31	1,0	2,32	17,0
n388259	SANTA GERTRUDES 2319	2020		CCG	SANTA GERTRUDES 38-I203 DOBLE ANCHO	2,2	2,0	0,66		91,0	-1,31	15	73,0	8,58	32	1,0	2,98	11,0
n403815	MÃE RAINHA Z56 TREVO MAESTRO	2020		CCG	MAE RAINHA 38-TE569 MAESTRO	2,2	2,0	-0,75	30	5,0	1,16	17	29,0	4,86	32	8,0	3,59	7,0
n380720	ESTÂNCIA AURORA A20215	2020		CCG	PAMPIANO DO SOSSEGO 38-TEJ013 CANHÃO	2,1	2,0	-0,26	31	28,0	-2,66	18	90,0	7,66	33	1,0	1,17	32,0
n383298	RECRIA 10	2020		CCG	RMRECRIA38-7008	2,1	2,0	1,25		99,0	-0,87	10	66,0	12,58	22	0,1	5,42	1,0
n418772	G.S.M. 0332	2020		CCG	MAE RAINHA 38-TE569 MAESTRO	2,1	2,0	0,18	29	64,0	2,25	17	14,0	4,87	31	8,0	4,68	3,0
n389966	CARCAVIO 6757	2020		CCG	CARCAVIO 38-5054	2,1	2,0	1,52	21	99,0	-0,73	13	63,0	10,69	28	0,1	4,62	3,0
n401945	SINUELO 723	2020		CCG	GUASUNCHOS 3125 BULON EXPERTO	2,1	2,0	1,27	29	99,0	0,72	14	36,0	5,12	31	7,0	3,28	9,0
418734	SERENO 38-TE20731	2020	38	CCG	SBV 38-TE15015 MONTARÁ	2,1	2,0	-0,48	31	15,0	2,52	17	11,0	4,52	34	10,0	4,77	2,0
n391101	BELVISTA E378	2020		CCG	ARROCERO 5815 GENERAL VEDIA	2,1	2,0	0,15		61,0	-2,36	12	87,0	9,43	32	0,5	2,35	17,0

Peso ao Sobreano			Ganho Pós-Desmama			Perímetro Escrotal ao Sobreano			Musculatura			Estatura			Estrutura Corporal			Umbigo / Prepúcio			Pigmentação Ocular			Propriedade
DEP	AC	%	DEP	AC	%	DEP	AC	%	DEP	AC	%	DEP	AC	%	DEP	AC	%	DEP	AC	%	DEP	AC	%	
15,84	29	0,5	6,68	24	1,0	0,72	24	1,0	0,07	30	31,0	0,07	32	28,0	-0,02	31	59,0	-0,18	33	1,0	0,05	23	31,0	ESTÂNCIA BELA VISTA
12,16	31	1,0	6,12	27	2,0	0,90	26	0,1	0,20	30	6,0	0,05	32	35,0	0,17	32	6,0	0,03	33	65,0	0,01	26	46,0	FAZENDA MÃE RAINHA
11,52	33	2,0	2,96	30	16,0	0,95	30	0,1	0,28	33	2,0	0,06	35	33,0	0,37	35	0,1	0,08	36	83,0	-0,13	29	90,0	ESTÂNCIA CARCÁVIO
13,65	29	0,5	5,27	24	3,0	0,83	24	0,5	0,22	29	4,0	0,13	31	15,0	0,22	30	2,0	-0,02	32	36,0	0,12	23	12,0	ESTÂNCIA BELA VISTA
12,96	32	1,0	5,78	29	2,0	0,80	27	0,5	0,30	32	1,0	0,03	34	40,0	0,30	34	0,5	0,19	35	99,0	0,08	27	21,0	ESTÂNCIA SANTA GERTRUDES
13,39	33	1,0	9,61	30	0,1	0,57	29	2,0	0,25	34	3,0	0,03	36	42,0	0,32	35	0,5	0,01	36	52,0	-0,01	29	53,0	ESTÂNCIA CARCÁVIO
8,94	32	5,0	4,90	29	4,0	0,89	29	0,1	0,30	33	1,0	0,11	35	20,0	0,27	35	1,0	0,11	35	91,0	-0,05	28	70,0	ESTÂNCIA SANTA GERTRUDES
9,26	34	4,0	4,25	30	7,0	0,81	28	0,5	0,31	32	1,0	0,01	33	48,0	0,23	34	2,0	0,05	34	71,0	0,03	29	40,0	ESTÂNCIA DO SOSSEGO
10,46	34	2,0	6,74	30	1,0	0,95	29	0,1	0,25	33	3,0	0,09	35	24,0	0,18	35	6,0	0,16	36	97,0	0,04	28	35,0	ESTÂNCIA CARCÁVIO
15,93	30	0,5	10,10	26	0,1	0,36		11,0	0,46	30	0,1	0,30	32	1,0	0,24	31	2,0	0,09	33	86,0	0,18	25	4,0	AGROPECUÁRIA WACHHOLZ
10,07	25	3,0	6,93	22	1,0	0,50	22	4,0	0,23	25	4,0	-0,04	26	63,0	0,19	27	4,0	0,03	27	62,0	0,07	21	26,0	FAZENDA PITANGA
18,66	33	0,1	9,93	28	0,1	0,73	27	1,0	0,28	32	2,0	0,46	34	0,1	0,27	34	1,0	0,04	35	68,0	0,13	27	11,0	AGROPECUÁRIA SERENO
11,83	32	1,0	7,13	29	1,0	0,69	28	1,0	0,28	33	2,0	0,06	35	31,0	0,18	34	5,0	-0,02	35	37,0	-0,03	27	61,0	ESTÂNCIA BELA VISTA
9,78	28	3,0	4,40	25	6,0	0,77	24	0,5	0,36	25	0,5	-0,02	26	57,0	0,21	28	3,0	0,09	27	86,0	0,04	23	35,0	BASSO E PANCOTT
11,72	33	1,0	5,39	30	3,0	0,95	29	0,1	0,33	33	1,0	0,00	35	51,0	0,31	35	0,5	-0,04	36	31,0	-0,01	28	53,0	SARANDI
18,40	24	0,1	10,72	19	0,1	-0,11	19	66,0	0,10	24	24,0	0,04	26	37,0	0,06	26	31,0	0,00	27	48,0	0,07	19	25,0	AGROPECUÁRIA RINCÃO
16,66	28	0,1	13,17	26	0,1	-0,37	25	91,0	0,06	30	35,0	-0,01	32	54,0	0,08	31	24,0	-0,09	33	11,0	0,14	24	9,0	ESTÂNCIA AURORA
12,13	30	1,0	5,70	27	2,0	0,48	28	5,0	0,23	30	4,0	0,07	32	30,0	0,27	32	1,0	0,20	33	99,0	0,03	25	40,0	FAZENDA CERRO VERDE
14,14	31	0,5	7,53	28	0,5	0,29	27	17,0	0,24	32	3,0	-0,02	34	58,0	0,21	33	3,0	0,07	35	80,0	0,01	26	45,0	CABANHA VACACAÍ
8,85	34	5,0	4,03	30	8,0	1,06	28	0,1	0,26	33	2,0	-0,10	34	80,0	0,27	34	1,0	0,09	35	86,0	-0,04	29	65,0	ESTÂNCIA CARCÁVIO
13,12	29	1,0	5,10	25	4,0	0,40	23	9,0	0,29	29	1,0	0,18	31	7,0	0,19	31	4,0	0,15	32	97,0	0,15	24	8,0	AGROPECUÁRIA SERENO
13,90	29	0,5	7,43	27	0,5	0,54	27	3,0	0,13	30	16,0	0,02	32	43,0	0,27	32	1,0	0,21	33	99,0	-0,01	25	56,0	FAZENDA CERRO VERDE
13,30	30	1,0	5,00	26	4,0	0,82	23	0,5	0,42	30	0,1	0,07	32	28,0	0,40	32	0,1	0,08	33	83,0	-0,07	26	77,0	ESTÂNCIA SANTA GERTRUDES
13,26	32	1,0	5,17	27	4,0	0,90	23	0,1	0,33	32	1,0	0,11	34	20,0	0,26	33	1,0	0,20	35	99,0	0,01	27	47,0	ESTÂNCIA SANTA GERTRUDES
10,51	32	2,0	7,48	28	0,5	0,65	26	1,0	0,26	31	3,0	-0,07	32	73,0	0,21	32	3,0	0,09	33	88,0	-0,04	26	67,0	FAZENDA MÃE RAINHA
15,65	33	0,5	11,96	30	0,1	0,73	28	1,0	-0,01	34	57,0	-0,03	35	61,0	0,03	35	42,0	0,10	36	88,0	0,00	28	52,0	ESTÂNCIA AURORA
17,88	21	0,1	4,79	18	5,0	0,12	17	35,0	0,20	21	7,0	0,17	22	9,0	0,24	23	2,0	-0,01	23	45,0	0,01	16	48,0	FAZENDA RECRIA
9,74	30	3,0	5,98	27	2,0	0,56	25	3,0	0,23	29	4,0	-0,04	30	64,0	0,20	31	4,0	0,08	31	85,0	0,03	25	38,0	FAZENDA DO ENGENHO
11,74	29	1,0	0,24	25	48,0	0,99	24	0,1	0,50	30	0,1	0,18	32	8,0	0,48	31	0,1	0,18	33	99,0	0,10	23	18,0	ESTÂNCIA CARCÁVIO
9,46	31	4,0	3,33	28	13,0	1,39	28	0,1	0,27	30	2,0	0,08	32	26,0	0,18	32	5,0	0,06	33	77,0	0,01	26	46,0	FAZENDA SINUELO
11,39	34	2,0	8,45	28	0,5	0,35	28	11,0	0,10	33	24,0	0,12	35	17,0	0,10	34	20,0	0,30	36	99,0	0,12	28	12,0	AGROPECUÁRIA SERENO
17,83	31	0,1	10,84	26	0,1	0,13	25	34,0	0,12	32	18,0	0,07	34	30,0	0,11	33	18,0	0,07	35	79,0	0,14	27	10,0	ESTÂNCIA BELA VISTA

BRAFORD TOUROS JOVENS - TOP 10%

Reg	Nome	Nasc.	G. Sangue	Livro	Pai	IQG	%	Peso ao Nascer			Peso à Desmama Materno			Peso à Desmama Direto			Total Materno	
								DEP	AC	%	DEPm	AC	%	DEPd	AC	%	DEP	%
n401322	RIO NEGRO 0076	2020		CCG	SAO BENTO 38-P135 FRONTERO	2,1	2,0	1,07	28	99,0	0,30	16	44,0	11,01	30	0,1	5,81	1,0
n383433	IRAPUA J167	2020		CCG	SAO BENTO 38-Q072	2,1	2,0	0,09	28	56,0	-0,05	15	51,0	8,39	29	1,0	4,15	4,0
n390090	SANTA RITA D147	2020		CCG	SANTA RITA 38-A355	2,1	2,0	0,26		70,0	1,75	12	20,0	8,21	28	1,0	5,86	1,0
n407050	IRAPUA J075	2020		CCG	RANCHO 316 T/E MAGNO	2,1	2,0	-0,01	25	48,0	1,46	19	24,0	4,75	26	9,0	3,83	6,0
n391544	LUZ DE SAO JOAO 2541	2020		CCG	SANTA ANA 38-K1149	2,1	2,0	0,31	26	73,0	1,75	15	20,0	7,14	27	2,0	5,32	1,0
399913	RS 38-TEJ42	2020	38	CCG	MAE RAINHA 38-TES69 MAESTRO	2,1	2,0	0,19		64,0	0,96	16	32,0	6,76	28	2,0	4,34	4,0
n389941	CARCAVIO 6717	2020		CCG	GUASUNCHOS 3125 BULON EXPERTO	2,1	2,0	0,37	30	77,0	-1,65	16	78,0	6,96	34	2,0	1,84	23,0
n399198	GIULIA 1017	2020		CCG	RMI SG2019	2,1	2,0	1,19	21	99,0	-3,98	9	97,0	16,21	24	0,1	4,12	5,0
n401942	SINUELO 715	2020		CCG	GUASUNCHOS 3125 BULON EXPERTO	2,1	2,0	-0,17	27	35,0	1,30	12	26,0	7,27	28	2,0	4,94	2,0
n389919	CARCAVIO 6679	2020		CCG	GUASUNCHOS 3125 BULON EXPERTO	2,1	2,0	1,28	28	99,0	0,92	15	33,0	4,37	32	11,0	3,11	10,0
n395345	CARCAVIO TE71 EXPERTO 2820 MAGNO	2020		CCG	GUASUNCHOS 3125 BULON EXPERTO	2,1	2,0	0,11		58,0	3,33	15	5,0	2,10	34	28,0	4,38	4,0
n395350	CARCAVIO TE81 EXPERTO 2820 MAGNO	2020		CCG	GUASUNCHOS 3125 BULON EXPERTO	2,1	2,0	0,30		73,0	2,74	15	9,0	4,10	34	12,0	4,78	2,0
n402035	RIO NEGRO 38-0016	2020	38	CCG	SAO BENTO 38-P135 FRONTERO	2,1	2,0	0,58	29	88,0	0,39	18	42,0	8,22	31	1,0	4,50	3,0
387668	SANTA PRENDA 38-Z106	2020	38	CCG	GUASUNCHOS 3125 BULON EXPERTO	2,1	2,0	0,65	29	91,0	0,12	14	48,0	7,60	33	1,0	3,92	5,0
n392489	SANTA TEREZA P4120	2020		CCG	SAO LUIZ 38-C361 DA PEDRO SURREAUX CINAMOMO	2,1	2,0	0,42	29	80,0	5,38	20	0,5	3,80	31	14,0	7,28	0,5
n387774	SAO BENTO X011	2020		CCG	SAO BENTO 38-R238	2,1	2,0	0,10	23	57,0	-2,52	15	88,0	6,25	27	4,0	0,60	41,0
n401096	SBV 20095	2020		CCG	SBV 38-TE17005	2,1	2,0	0,19		65,0	3,46	13	5,0	3,56	25	16,0	5,24	2,0
n389861	CARCAVIO 6567	2020		CCG	GUASUNCHOS 3125 BULON EXPERTO	2,1	2,0	0,99	28	98,0	-0,78	13	64,0	6,30	33	3,0	2,37	17,0
n411772	CERRO VERDE 0710	2020		CCG	SAO BENTO 38-Q134 SULINO	2,1	2,0	0,11	29	58,0	0,41	17	42,0	5,73	31	5,0	3,27	9,0
n406287	CAPANÉ 645	2020		CCG	BELVISTA 38-2922 APOGEU	2,1	2,0	0,80		95,0	0,54	17	39,0	7,00	28	2,0	4,05	5,0
n395355	CARCAVIO TE89 EXPERTO 2820 MAGNO	2020		CCG	GUASUNCHOS 3125 BULON EXPERTO	2,1	2,0	0,22		67,0	3,04	15	7,0	2,88	34	21,0	4,48	3,0
n388926	PAMPIANO DO SOSSEGO 38-FIVR90	2020	38	CCG	GUASUNCHOS 3125 BULON EXPERTO	2,1	2,0	0,68	32	92,0	0,57	17	39,0	6,13	35	4,0	3,63	7,0
376767	SERENO 38-20091	2020	38	CCG	SERENO 38-TE17138 MOLINO	2,1	2,0	0,97	26	98,0	1,35	18	26,0	8,72	29	1,0	5,71	1,0
n380813	ESTÂNCIA AURORA A20393	2020		CCG	ESTÂNCIA AURORA 38-A2393	2,0	2,0	-0,02	27	47,0	-1,86	12	81,0	7,85	30	1,0	2,06	20,0
398912	RS 38-J14	2020	38	CCG	MAE RAINHA 38-TES69 MAESTRO	2,0	2,0	0,56	30	87,0	-0,24	17	54,0	6,62	31	3,0	3,07	11,0
n384631	SBV 20079	2020		CCG	SERENO 38-3201 JACARE	2,0	2,0	0,74		94,0	0,51	16	40,0	6,52	29	3,0	3,77	6,0
n401953	SINUELO 699	2020		CCG	BALBEC MAT NE 5025 RDM8999	2,0	2,0	1,12	16	99,0	-0,94	10	67,0	9,92	18	0,5	4,02	5,0
398911	RS 38-J12	2020	38	CCG	MAE RAINHA 38-TES69 MAESTRO	2,0	2,0	0,51	28	85,0	0,63	17	38,0	7,92	31	1,0	4,59	3,0
n381817	SANTA PRENDA Z246	2020		CCG	SANTA PRENDA 38-S017	2,0	2,0	0,46	24	83,0	-2,00	15	83,0	4,76	30	9,0	0,38	45,0
n386686	CRR 2021	2020		CCG	CAMILA 38-S65 SENHOR	2,0	2,0	0,66	29	91,0	0,97	12	32,0	6,20	30	4,0	4,07	5,0
n391866	G.S.M. 0375	2020		CCG	MAE RAINHA 38-TES69 MAESTRO	2,0	2,0	0,26	27	69,0	1,78	18	20,0	5,53	30	5,0	4,55	3,0
n381800	SANTA PRENDA Z067	2020		CCG	SANTA PRENDA 38-V134	2,0	2,0	0,36	28	77,0	-4,40	16	98,0	10,09	31	0,5	0,65	40,0

Peso ao Sobreano			Ganho Pós-Desmama			Perímetro Escrotal ao Sobreano			Musculatura			Estatura			Estrutura Corporal			Umbigo / Prepúcio			Pigmentação Ocular			Propriedade
DEP	AC	%	DEP	AC	%	DEP	AC	%	DEP	AC	%	DEP	AC	%	DEP	AC	%	DEP	AC	%	DEP	AC	%	
14,52	30	0,5	4,15	26	8,0	0,63	26	1,0	0,21	30	6,0	0,26	32	2,0	0,30	32	0,5	0,09	33	86,0	0,00	25	52,0	ESTÂNCIA RIO NEGRO
13,25	29	1,0	5,71	23	2,0	0,92	21	0,1	0,12	28	20,0	0,16	30	10,0	0,22	30	2,0	0,20	30	99,0	0,19	23	4,0	FAZENDA IRAPUÃ
12,74	28	1,0	5,06	24	4,0	0,07	23	42,0	0,19	30	8,0	-0,01	32	55,0	0,07	26	29,0	-0,15	30	2,0	0,25	23	1,0	FAZENDA SANTA RITA
10,17	25	3,0	5,96	24	2,0	0,87	23	0,5	0,26	25	2,0	0,13	26	15,0	0,19	27	4,0	0,27	26	99,0	0,11	21	15,0	FAZENDA IRAPUÃ
10,33	27	3,0	3,54	24	11,0	0,86	24	0,5	0,14	29	16,0	0,03	31	41,0	0,06	30	32,0	-0,14	32	3,0	0,06	23	29,0	EST LUZ DE SÃO JOÃO
10,10	27	3,0	4,08	24	8,0	0,66	23	1,0	0,33	24	1,0	0,04	25	40,0	0,22	26	3,0	0,08	26	83,0	0,01	22	46,0	CABANHA VACACAÍ
13,97	34	0,5	8,56	30	0,5	0,79	29	0,5	0,35	34	0,5	-0,23	36	97,0	0,23	35	2,0	-0,01	36	41,0	-0,07	29	76,0	ESTÂNCIA CARCÁVIO
21,05	25	0,1	4,47	21	6,0	0,80	19	0,5	0,19	25	7,0	0,38	27	0,5	0,21	27	3,0	-0,05		25,0	0,04		35,0	PECUÁRIA SANTA GIULIA
13,63	28	0,5	6,49	26	1,0	0,25	27	20,0	0,16	29	11,0	0,05	31	36,0	0,18	31	5,0	0,22	31	99,0	0,13	23	11,0	FAZENDA SINUELO
9,77	33	3,0	5,84	30	2,0	1,14	29	0,1	0,19	34	8,0	0,03	36	40,0	0,24	35	2,0	0,18	36	99,0	0,01	29	46,0	ESTÂNCIA CARCÁVIO
6,91	34	10,0	5,58	30	3,0	0,88	28	0,5	0,21	33	5,0	-0,05	34	66,0	0,34	34	0,5	0,05	35	74,0	-0,04	29	66,0	ESTÂNCIA CARCÁVIO
8,85	34	5,0	5,10	30	4,0	0,55	28	3,0	0,22	33	5,0	0,01	34	48,0	0,27	34	1,0	0,05	35	73,0	0,04	29	36,0	ESTÂNCIA CARCÁVIO
10,72	32	2,0	2,63	28	19,0	0,99	26	0,1	0,28	32	2,0	0,10	34	22,0	0,30	33	0,5	0,07	35	80,0	-0,06	27	73,0	ESTÂNCIA RIO NEGRO
11,84	33	1,0	3,78	30	10,0	0,97	29	0,1	0,26	33	3,0	0,09	35	24,0	0,32	34	0,5	0,01	36	55,0	0,05	28	33,0	FAZENDA SANTA PRENDA
7,59	32	8,0	5,08	27	4,0	0,28	28	17,0	0,16	32	12,0	0,09	34	24,0	0,15	33	9,0	0,02	35	57,0	0,06	27	28,0	FAZENDA SANTA TEREZA
16,45	28	0,1	14,31	24	0,1	0,01	23	51,0	0,20	29	6,0	-0,06	31	68,0	0,16	30	8,0	0,09	31	86,0	0,17	23	5,0	ESTÂNCIA SÃO BENTO
7,64	25	8,0	4,81	21	5,0	0,67	20	1,0	0,18	25	9,0	0,00	27	50,0	0,12	27	14,0	0,01	28	55,0	-0,09	20	82,0	FAZENDA SÃO BENTO DO VERDE
12,79	33	1,0	7,06	30	1,0	0,70	28	1,0	0,23	33	4,0	-0,03	35	60,0	0,16	35	7,0	0,14	36	96,0	0,10	28	18,0	ESTÂNCIA CARCÁVIO
11,58	32	1,0	6,60	28	1,0	0,82	26	0,5	0,24	32	3,0	0,08	34	26,0	0,08	34	25,0	0,07	35	81,0	-0,16	27	93,0	FAZENDA CERRO VERDE
10,37	28	3,0	4,98	25	4,0	1,55	26	0,1	0,08	28	28,0	0,19	29	7,0	0,17	29	6,0	-0,02	30	41,0	0,12	23	12,0	FAZENDA DOS PINHEIROS
7,19	34	9,0	4,61	30	5,0	1,00	28	0,1	0,31	33	1,0	-0,14	34	87,0	0,35	34	0,1	0,05	35	74,0	0,04	29	36,0	ESTÂNCIA CARCÁVIO
12,41	34	1,0	6,58	30	1,0	0,23	29	22,0	0,42	32	0,1	0,13	33	15,0	0,40	34	0,1	0,08	34	85,0	0,12	29	12,0	ESTANCIA DO SOSSEGO
12,21	29	1,0	4,07	25	8,0	0,52	24	4,0	0,29	29	1,0	0,26	30	2,0	0,19	30	4,0	-0,11	31	7,0	-0,13	25	90,0	AGROPECUÁRIA SERENO
15,66	31	0,5	10,76	27	0,1	0,15	23	32,0	0,07	31	31,0	0,01	33	49,0	0,11	31	16,0	0,02	32	60,0	0,05	24	31,0	ESTÂNCIA AURORA
11,28	31	2,0	5,95	28	2,0	0,62	28	2,0	0,21	31	6,0	0,02	33	46,0	0,11	32	17,0	0,08	33	83,0	0,06	26	27,0	CABANHA VACACAÍ
9,81	30	3,0	3,57	26	11,0	0,69	24	1,0	0,51	30	0,1	0,22	32	4,0	0,38	32	0,1	0,01	33	55,0	-0,11	25	85,0	FAZENDA SÃO BENTO DO VERDE
16,46	17	0,1	6,48	15	1,0	0,26	15	19,0	0,12	17	20,0	0,13	18	15,0	0,08	19	23,0	0,05	19	74,0	0,03	12	37,0	FAZENDA SINUELO
10,99	31	2,0	4,32	28	7,0	0,39	28	9,0	0,22	31	5,0	0,00	33	50,0	0,24	32	2,0	0,05	33	73,0	0,13	26	10,0	CABANHA VACACAÍ
12,47	30	1,0	10,40	25	0,1	0,89	18	0,5	0,16	30	12,0	-0,02	32	57,0	0,03	32	41,0	0,02	33	58,0	0,05	25	31,0	FAZENDA SANTA PRENDA
10,88	30	2,0	5,44	26	3,0	0,85	24	0,5	0,17	31	9,0	0,16	32	10,0	0,09	32	22,0	-0,04	33	32,0	0,02	26	43,0	FAZENDA JOÃO DE BARRO
10,12	29	3,0	5,36	26	3,0	0,54	23	3,0	0,20	27	6,0	0,05	28	34,0	0,22	29	2,0	0,07	29	79,0	-0,01	24	53,0	FAZENDA DO ENGENHO
17,27	32	0,1	9,38	27	0,1	0,70	25	1,0	0,16	32	12,0	0,11	34	19,0	0,23	33	2,0	-0,02	34	39,0	0,02	26	42,0	FAZENDA SANTA PRENDA

BRAFORD TOUROS JOVENS - TOP 10%

Reg	Nome	Nasc.	G. Sangue	Livro	Pai	IQG	%	Peso ao Nascer			Peso à Desmama Materno			Peso à Desmama Direto			Total Materno	
								DEP	AC	%	DEPm	AC	%	DEPd	AC	%	DEP	%
n390928	BELVISTA E146	2020		CCG	GUASUNCHOS 3125 BULON EXPERTO	2,0	2,0	0,63		90,0	0,53	13	40,0	5,96	32	4,0	3,51	8,0
391380	MONTECRISTO 38-2073	2020	38	CCG	PITANGUEIRA 38-J2489	2,0	2,0	0,58	24	88,0	0,89	14	33,0	9,11	25	0,5	5,44	1,0
n390060	CARCAVIO 6666	2020		CCG	GUASUNCHOS 3125 BULON EXPERTO	2,0	3,0	-0,39	29	20,0	-0,16	13	53,0	4,57	33	9,0	2,12	20,0
n390850	ASP 0580	2020		CCG	ASP 38- HI26 SOSSEGADO SP38 B148 II	2,0	3,0	0,22	25	67,0	0,53	13	40,0	6,26	25	3,0	3,66	7,0
383427	IRAPUA 38-J095	2020	38	CCG	RANCHO 316 T/E MAGNO	2,0	3,0	-0,36		22,0	1,02		31,0	6,10		4,0	4,07	5,0
n391150	BELVISTA E462	2020		CCG	RM2019-RMI	2,0	3,0	0,50		85,0	-1,84	12	81,0	9,29	29	0,5	2,81	13,0
376202	38-0247 OEMA DI MARIA BRAFORD	2020	38	CCG	SANTA GERTRUDES 38-1068	1,9	3,0	0,03	24	51,0	-2,49	14	88,0	9,02	27	0,5	2,01	21,0
n401573	UMBU 006	2020		CCG	RM2 UMBU2019	1,9	3,0	0,88	24	97,0	1,02	10	31,0	6,75	26	2,0	4,39	4,0
n389946	CARCAVIO 6725	2020		CCG	GUASUNCHOS 3125 BULON EXPERTO	1,9	3,0	0,50	30	85,0	1,26	15	27,0	3,48	33	16,0	3,00	11,0
n381007	ESTÂNCIA AURORA A20231	2020		CCG	CAMILA 38-R22 RUMO	1,9	3,0	0,38	30	78,0	-2,56	15	89,0	7,28	32	2,0	1,08	34,0
n388188	SANTA GERTRUDES 2140	2020		CCG	GUASUNCHOS 3125 BULON EXPERTO	1,9	3,0	0,74		94,0	2,32	14	13,0	5,32	29	6,0	4,98	2,0
391336	MONTECRISTO 38-2011	2020	38	CCG	MAE RAINHA 38- TES69 MAESTRO	1,9	3,0	-0,11	27	40,0	0,53	14	40,0	3,60	28	15,0	2,33	17,0
n393367	WACHHOLZ 746	2020		CCG	BELVISTA 38-4178	1,9	3,0	0,16	23	62,0	-2,90	14	92,0	14,94	27	0,1	4,57	3,0
n393318	SAO BENTO TEX010	2020		CCG	GUASUNCHOS 3125 BULON EXPERTO	1,9	3,0	0,32		74,0	0,89	16	33,0	4,98	34	8,0	3,38	8,0
383544	SANTA PRENDA 38-Z101	2020	38	CCG	GUASUNCHOS 3125 BULON EXPERTO	1,9	3,0	1,09	29	99,0	0,76	13	36,0	3,18	32	18,0	2,35	17,0
393316	SAO BENTO 38-TEX046	2020	38	CCG	GUASUNCHOS 3125 BULON EXPERTO	1,9	3,0	0,37		78,0	0,88	16	33,0	4,62	35	9,0	3,19	10,0
391903	BASPAN 38-B159	2020	38	CCG	RANCHO 906 T/E X-BULL	1,9	3,0	-0,30	30	25,0	-2,09	23	84,0	6,76	32	2,0	1,29	30,0
n393790	CERRO VERDE 0708	2020		CCG	SAO BENTO 38-Q134 SULINO	1,9	3,0	-0,57	27	11,0	0,20	16	46,0	5,81	29	5,0	3,10	10,0
n390913	BELVISTA E128	2020		CCG	GUASUNCHOS 3125 BULON EXPERTO	1,9	3,0	0,65		91,0	0,53	13	40,0	4,46	33	10,0	2,76	13,0
n389916	CARCAVIO 6674	2020		CCG	MARCAOJO 06491 LAGRIMITA	1,9	3,0	0,70	25	93,0	0,24	14	45,0	6,00	31	4,0	3,24	9,0
383091	RS 38-TEJ04 JULIUS	2020	38	CCG	RANCHO 316 T/E MAGNO	1,8	3,0	0,57		88,0	-0,98	25	68,0	8,56	31	1,0	3,30	9,0
n389886	CARCAVIO 6613	2020		CCG	GUASUNCHOS 3125 BULON EXPERTO	1,8	3,0	0,96	28	98,0	2,15	13	15,0	3,13	33	19,0	3,71	6,0
n393788	CERRO VERDE 0628	2020		CCG	GUASUNCHOS 3125 BULON EXPERTO	1,8	3,0	0,28	31	71,0	-0,97	14	68,0	2,88	31	21,0	0,47	43,0
n410793	SÃO GREGORIO E011	2020		CCG	SANTA ANA 38-0387	1,8	3,0	-0,06		44,0	0,36	6	43,0	4,60	21	9,0	2,66	14,0
n389905	CARCAVIO 6653	2020		CCG	GUASUNCHOS 3125 BULON EXPERTO	1,8	3,0	0,26	29	70,0	0,91	13	33,0	4,08	33	12,0	2,95	11,0
418626	SERENO 38-TE20083	2020	38	CCG	SERENO 38-TE17257 STALONE	1,8	3,0	0,24	33	68,0	1,06	18	30,0	6,25	36	4,0	4,18	4,0
n407118	IRAPUA J383	2020		CCG	IRAPUA 38-G009 GAITERO Q072	1,8	3,0	0,13	21	59,0	-0,57	12	60,0	8,08	23	1,0	3,47	8,0
n380838	ESTÂNCIA AURORA A20439	2020		CCG	PAMPIANO 38-3666 (SEPE)	1,8	4,0	0,21	30	66,0	0,30	24	44,0	5,85	33	5,0	3,22	9,0
411952	NOVA AURORA 38-FIV17188	2020	38	CCG	NOVA AURORA ANJO DA GUARDA 38-7672	1,8	4,0	0,67	23	92,0	-3,89	19	97,0	10,34	28	0,5	1,28	31,0
n388930	PAMPIANO DO SOSSEGO 38-TER39	2020	38	CCG	GUASUNCHOS 3125 BULON EXPERTO	1,8	4,0	0,66	31	91,0	2,33	16	13,0	3,51	34	16,0	4,09	5,0
n390395	MARCO DO PAMPA K52	2020		CCG	CARCAVIO 38-1435 RAULITO	1,8	4,0	1,40	27	99,0	-0,57	21	60,0	7,49	29	1,0	3,18	10,0
n401472	DO BOLSO U141	2020		CCG	BELVISTA 38-2922 APOGEU	1,8	4,0	0,52	28	86,0	4,12	21	2,0	8,20	29	1,0	8,23	0,1

Peso ao Sobreano			Ganho Pós-Desmama			Perímetro Escrotal ao Sobreano			Musculatura			Estatura			Estrutura Corporal			Umbigo / Prepúcio			Pigmentação Ocular			Propriedade
DEP	AC	%	DEP	AC	%	DEP	AC	%	DEP	AC	%	DEP	AC	%	DEP	AC	%	DEP	AC	%	DEP	AC	%	
10,14	33	3,0	4,16	30	8,0	0,74	28	1,0	0,32	33	1,0	0,08	35	27,0	0,27	34	1,0	-0,01	36	42,0	-0,01	28	56,0	ESTÂNCIA BELA VISTA
13,62	26	0,5	4,54	22	6,0	0,32	22	13,0	0,21	26	6,0	0,14	28	13,0	0,07	28	27,0	0,06	29	75,0	-0,05	20	69,0	CABANHA VACACAÍ
10,59	33	2,0	6,62	30	1,0	1,02	29	0,1	0,23	33	4,0	0,10	35	21,0	0,18	35	5,0	0,17	36	98,0	0,11	28	16,0	ESTÂNCIA CARCÁVIO
11,29	25	2,0	7,19	20	1,0	1,01	15	0,1	-0,04	26	66,0	0,07	27	28,0	0,07	28	29,0	0,01	28	54,0	0,21	21	2,0	SÃO PEDRO
12,00	28	1,0	5,34	24	3,0	0,66	27	1,0	0,32	28	1,0	0,29	30	1,0	0,33	28	0,5	0,18	30	99,0	0,04	24	37,0	FAZENDA IRAPUÃ
15,01	29	0,5	7,30	25	1,0	0,66	26	1,0	0,10	30	24,0	0,11	32	19,0	0,14	31	11,0	0,00	33	49,0	-0,01	24	55,0	ESTÂNCIA BELA VISTA
12,98	27	1,0	4,92	23	4,0	1,11	24	0,1	0,14	27	16,0	0,07	29	30,0	0,22	29	3,0	-0,02	30	40,0	0,15	22	7,0	OEMA DI MARIA BRAFORD
11,77	27	1,0	5,19	23	4,0	0,78	19	0,5	0,21	27	6,0	0,32	29	0,5	0,35	28	0,1	-0,02		36,0	0,10		16,0	ESTÂNCIA UMBU
9,04	33	5,0	6,48	30	1,0	0,74	29	0,5	0,23	34	4,0	0,14	35	14,0	0,19	35	4,0	0,02	36	59,0	0,20	29	3,0	ESTÂNCIA CARCÁVIO
15,05	32	0,5	11,04	28	0,1	-0,08	27	62,0	0,20	32	7,0	0,04	34	39,0	0,08	33	24,0	0,09	34	87,0	0,12	26	13,0	ESTÂNCIA AURORA
8,41	29	6,0	2,25	27	22,0	0,40	27	8,0	0,38	31	0,5	0,04	32	39,0	0,21	32	3,0	0,05	33	73,0	0,11	26	15,0	ESTÂNCIA SANTA GERTRUDES
9,41	28	4,0	7,98	25	0,5	0,70	26	1,0	0,18	28	9,0	-0,09	30	77,0	0,07	30	29,0	0,06	31	76,0	0,00	23	51,0	CABANHA VACACAÍ
30,94	27	0,1	0,53		44,0	-0,10	24	66,0	-0,06	28	71,0	-0,05	29	68,0	-0,07	29	75,0	0,24	30	99,0	-0,12	22	88,0	AGROPECUÁRIA WACHHOLZ
9,30	34	4,0	3,57	30	11,0	0,84	30	0,5	0,25	33	3,0	-0,03	35	61,0	0,25	35	1,0	0,10	35	89,0	-0,01	29	53,0	ESTÂNCIA SÃO BENTO
8,49	33	6,0	5,61	30	3,0	0,96	28	0,1	0,40	33	0,5	0,17	35	9,0	0,34	35	0,5	0,07	36	79,0	0,04	28	34,0	FAZENDA SANTA PRENDA
8,05	35	7,0	3,06	30	15,0	0,90	31	0,1	0,40	34	0,1	-0,11	35	82,0	0,25	35	1,0	0,16	36	98,0	0,02	29	43,0	ESTÂNCIA SÃO BENTO
10,97	31	2,0	5,80	29	2,0	0,67	28	1,0	0,38	30	0,5	-0,06	31	70,0	0,32	32	0,5	0,09	32	87,0	0,06	26	29,0	BASSO E PANCOTT
13,04	30	1,0	8,75	26	0,5	0,39	26	9,0	0,01	30	48,0	0,04	32	38,0	0,15	31	9,0	0,06	33	79,0	0,07	25	24,0	FAZENDA CERRO VERDE
9,88	33	3,0	6,04	30	2,0	0,81	29	0,5	0,17	33	11,0	0,00	35	53,0	0,19	35	4,0	0,24	36	99,0	0,06	28	28,0	ESTÂNCIA BELA VISTA
9,27	30	4,0	4,27	23	7,0	0,80	23	0,5	0,34	31	0,5	0,12	33	17,0	0,18	32	6,0	-0,08	34	14,0	0,04	25	34,0	ESTÂNCIA CARCÁVIO
9,97	31	3,0	1,26	27	34,0	0,98	27	0,1	0,29	28	1,0	0,03	29	40,0	0,27	30	1,0	0,14	31	95,0	0,06	27	30,0	CABANHA VACACAÍ
4,75	33	19,0	0,51	30	44,0	1,27	29	0,1	0,47	33	0,1	-0,14	35	88,0	0,36	35	0,1	0,06	36	78,0	0,18	28	4,0	ESTÂNCIA CARCÁVIO
8,29	31	6,0	6,39	28	1,0	1,16	29	0,1	0,32	31	1,0	0,03	33	41,0	0,15	33	9,0	-0,03	33	33,0	-0,04	26	65,0	FAZENDA CERRO VERDE
10,86	21	2,0	8,65	16	0,5	0,75	17	0,5	0,04	21	40,0	0,11	23	20,0	0,09	23	23,0	0,07	24	82,0	0,10	16	17,0	FAZENDA SÃO GREGORIO
7,33	33	9,0	3,19	30	14,0	1,08	29	0,1	0,36	33	0,5	-0,15	35	89,0	0,25	35	1,0	0,16	36	98,0	0,20	28	3,0	ESTÂNCIA CARCÁVIO
6,01	35	13,0	-0,15	29	54,0	0,75	28	0,5	0,50	33	0,1	-0,06	35	68,0	0,44	35	0,1	0,11	35	92,0	-0,06	29	72,0	AGROPECUÁRIA SERENO
11,60	23	1,0	3,86	19	9,0	0,48	19	5,0	0,24	22	4,0	0,03	23	40,0	0,14	24	11,0	0,03	24	63,0	0,12	17	12,0	FAZENDA IRAPUÃ
11,42	33	2,0	8,10	31	0,5	-0,16	30	73,0	0,20	34	6,0	0,04	35	38,0	0,07	33	27,0	0,00	34	49,0	0,06	27	30,0	ESTÂNCIA AURORA
15,17	28	0,5	6,71	24	1,0	0,87	23	0,5	0,17	27	10,0	0,20	28	6,0	0,14	28	10,0	0,08	29	84,0	0,01	23	47,0	ESTÂNCIA NOVA AURORA
6,31	33	12,0	2,55	29	19,0	1,14	28	0,1	0,28	31	1,0	0,18	32	8,0	0,34	33	0,5	0,10	33	88,0	0,12	28	13,0	ESTÂNCIA DO SOSSEGO
12,92	29	1,0	5,99	27	2,0	0,34	28	12,0	0,23	30	4,0	0,16	32	10,0	0,14	32	10,0	0,05	33	73,0	-0,02	25	57,0	MARCO DO PAMPA
8,98	30	5,0	2,48	27	20,0	0,71	29	1,0	0,06	31	34,0	0,41	33	0,1	0,17	33	6,0	-0,04	34	28,0	0,08	27	23,0	ESTÂNCIA DO BOLSO

BRAFORD TOUROS JOVENS - TOP 10%

Reg	Nome	Nasc.	G. Sangue	Livro	Pai	IQG	%	Peso ao Nascer			Peso à Desmama Materno			Peso à Desmama Direto			Total Materno	
								DEP	AC	%	DEPm	AC	%	DEPd	AC	%	DEP	%
n398683	GIULIA 1014	2020		CCG	PAMPIANO DO SOSSEGO 38-TEK008 MANO LIMA	1,8	4,0	0,00	26	49,0	2,99	13	8,0	3,52	27	16,0	4,75	3,0
n389457	SÃO FERNANDO F149	2020		CCG	RMSFBOFRETE-19/20	1,8	4,0	-0,03	27	47,0	1,04	10	31,0	6,73	28	3,0	4,41	4,0
n391180	BELVISTA E510	2020		CCG	RM2019-RM3	1,8	4,0	0,51		85,0	-0,23	12	54,0	7,41	29	2,0	3,48	8,0
n386103	PITANGA F019	2020		CCG	MAE RAINHA 38-TE569 MAESTRO	1,8	4,0	0,21	26	66,0	2,12	15	15,0	4,04	28	12,0	4,14	4,0
n418732	SERENO TE20715	2020		CCG	SBV 38-TE15015 MONTARÁ	1,8	4,0	-1,07	29	1,0	1,29	16	27,0	5,49	33	6,0	4,04	5,0
n383487	IRAPUA J267	2020		CCG	RM007BR-IRAPUÁ 2019	1,8	4,0	0,78	22	95,0	1,54	10	23,0	3,48	22	16,0	3,28	9,0
n391539	LUZ DE SAO JOAO 2535	2020		CCG	RM201LSL2020	1,8	4,0	0,25	25	69,0	0,25	10	45,0	3,20	26	18,0	1,85	23,0
405957	SERENO 38-TE20059	2020	38	CCG	SERENO 38-TE17257 STALONE	1,8	4,0	0,15		61,0	4,21		2,0	5,70		5,0	7,06	0,5
n386711	MÃE RAINHA Z67 SEPE MAESTRO	2020		CCG	MAE RAINHA 38-TE569 MAESTRO	1,8	4,0	0,33	31	75,0	-1,67	18	79,0	6,90	33	2,0	1,78	24,0
373428	SERENO 38-20027	2020	38	CCG	SERENO 38-TE16019 SAMURAI	1,8	4,0	0,60	30	89,0	1,24	17	28,0	3,96	32	13,0	3,21	9,0
n401364	RIO NEGRO 38-0035	2020	38	CCG	RIO NEGRO 38-TE6009	1,8	4,0	-0,24	28	30,0	0,52	15	40,0	4,32	31	11,0	2,68	14,0
n389944	CARCAVIO 6723	2020		CCG	GUASUNCHOS 3125 BULON EXPERTO	1,8	4,0	0,08	30	55,0	-0,24	15	54,0	5,64	33	5,0	2,58	15,0
n398692	GIULIA 1022	2020		CCG	RMI SG2019	1,8	4,0	0,97	20	98,0	-4,49	9	98,0	14,42	23	0,1	2,72	13,0
n393799	CERRO VERDE 0741	2020		CCG	SAO BENTO 38-Q134 SULINO	1,8	4,0	0,41	27	80,0	2,21	14	14,0	1,26	28	37,0	2,84	12,0
n393369	WACHHOLZ 749	2020		CCG	BELVISTA 38-4178	1,8	4,0	0,65	22	91,0	-1,41	13	75,0	9,71	26	0,5	3,44	8,0
n386122	PITANGA F061	2020		CCG	RMPITARM01P20	1,7	4,0	0,35		76,0	-0,94		67,0	6,44		3,0	2,27	18,0
n391471	BELVISTA E248	2020		CCG	RM2019-RM5	1,7	4,0	-0,03		46,0	-0,89	11	66,0	3,85	29	14,0	1,03	34,0
n390056	CARCAVIO 6639	2020		CCG	GUASUNCHOS 3125 BULON EXPERTO	1,7	4,0	0,26	28	69,0	0,97	12	32,0	4,19	32	12,0	3,06	11,0
391367	MONTECRISTO 38-2053	2020	38	CCG	MAE RAINHA 38-TE569 MAESTRO	1,7	4,0	0,27	29	70,0	0,81	16	35,0	7,14	31	2,0	4,38	4,0
n392098	RETIRO DO OURO X282	2020		CCG	RMRETIRO2019-BRF01	1,7	4,0	0,40		79,0	0,48	12	41,0	4,14	29	12,0	2,55	15,0
405955	SERENO 38-TE20049	2020	38	CCG	SERENO 38-TE17257 STALONE	1,7	4,0	0,13	33	60,0	0,74	18	36,0	7,11	36	2,0	4,29	4,0
407164	RS 38-TEJ32	2020	38	CCG	EL CHANAR 02397 PAYE	1,7	4,0	-0,18		34,0	-0,50	12	59,0	2,88	29	21,0	0,94	36,0
n411778	CERRO VERDE 0837	2020		CCG	RANCHO 316 T/E MAGNO	1,7	4,0	-0,39	29	20,0	0,96	23	32,0	3,02	31	20,0	2,47	16,0
n386106	PITANGA 38-F029	2020	38	CCG	RANCHO 906 T/E X-BULL	1,7	4,0	0,19	27	65,0	-4,42	21	98,0	8,18	28	1,0	-0,33	57,0
n391541	LUZ DE SAO JOAO 2537	2020		CCG	SANTA ANA 38-K1149	1,7	4,0	0,27	25	70,0	3,35	15	5,0	6,22	26	4,0	6,45	0,5
n381507	SANTA PRENDA 38-Z063	2020	38	CCG	EL CHANAR 02397 PAYE	1,7	4,0	-0,50	28	14,0	0,28	13	44,0	3,68	31	15,0	2,12	20,0
n392629	DON ANGELICO BS12	2020		CCG	SAO BENTO 38-S018	1,7	4,0	0,44		81,0	-1,17	12	71,0	5,23	22	7,0	1,44	28,0
n388090	DO BOLSO U071	2020		CCG	CARCAVIO 38-2086	1,7	4,0	0,38	29	78,0	-4,60	20	99,0	10,82	31	0,1	0,81	38,0
376780	SERENO 38-20133	2020	38	CCG	SERENO 38-TE17138 MOLINO	1,7	4,0	0,61	25	90,0	0,21	16	46,0	6,59	27	3,0	3,50	8,0
n410488	SÃO GREGORIO E007	2020		CCG	CERRO DO OURO 38-J038	1,7	4,0	-0,09		41,0	-2,21	14	85,0	5,26	26	6,0	0,42	44,0
n391858	G.S.M. 0364	2020		CCG	MAE RAINHA 38-TE569 MAESTRO	1,7	4,0	0,35	27	76,0	2,17	18	15,0	3,50	28	16,0	3,92	5,0
n389169	PAMPIANO DO SOSSEGO TER57	2020		CCG	PAMPIANO DO SOSSEGO 38-TE B7020	1,7	4,0	0,13	32	60,0	-1,96	23	82,0	6,56	35	3,0	1,32	30,0

Peso ao Sobreano			Ganho Pós-Desmama			Perímetro Escrotal ao Sobreano			Musculatura			Estatura			Estrutura Corporal			Umbigo / Prepúcio			Pigmentação Ocular			Propriedade
DEP	AC	%	DEP	AC	%	DEP	AC	%	DEP	AC	%	DEP	AC	%	DEP	AC	%	DEP	AC	%	DEP	AC	%	
7,89	27	7,0	5,73	25	2,0	0,50	25	4,0	0,02	28	47,0	0,04	30	39,0	0,14	30	10,0	0,10		90,0	-0,05		70,0	PECUÁRIA SANTA GIULIA
10,75	29	2,0	4,20	25	7,0	0,71	21	1,0	0,15	29	13,0	0,21	31	5,0	0,25	30	1,0	0,33	32	99,0	0,10	24	18,0	CABANHA SÃO FERNANDO
12,78	29	1,0	5,81	24	2,0	0,38	23	10,0	0,17	30	10,0	0,11	32	19,0	0,11	31	17,0	-0,09	33	11,0	0,04	23	34,0	ESTÂNCIA BELA VISTA
7,61	29	8,0	3,77	26	10,0	0,75	24	0,5	0,17	29	10,0	0,03	31	42,0	0,21	31	3,0	0,02	32	58,0	0,07	24	24,0	FAZENDA PITANGA
9,54	33	4,0	4,17	28	7,0	0,09	28	39,0	0,44	32	0,1	0,18	34	8,0	0,35	33	0,1	0,40	35	99,0	0,02	27	43,0	AGROPECUÁRIA SERENO
7,48	22	8,0	5,03	18	4,0	0,37	16	10,0	0,30	23	1,0	0,02	25	44,0	0,26	25	1,0	0,23	26	99,0	-0,15	18	93,0	FAZENDA IRAPUÃ
10,71	27	2,0	7,99	23	0,5	0,30	20	15,0	0,28	28	2,0	0,06	30	32,0	0,19	29	4,0	-0,07	31	18,0	0,09	21	21,0	EST LUZ DE SÃO JOÃO
9,35	34	4,0	2,52	26	20,0	-0,26	28	83,0	0,27	31	2,0	0,13	33	16,0	0,23	32	2,0	0,12	35	94,0	-0,08	28	78,0	AGROPECUÁRIA SERENO
11,40	33	2,0	5,97	30	2,0	0,35	28	11,0	0,39	33	0,5	0,08	34	28,0	0,23	34	2,0	0,00	35	50,0	0,00	28	49,0	FAZENDA MÃE RAINHA
9,57	32	4,0	6,28	28	1,0	0,59	27	2,0	0,17	32	10,0	0,10	34	21,0	0,12	33	14,0	0,11	34	91,0	0,17	27	5,0	AGROPECUÁRIA SERENO
10,48	31	2,0	6,82	26	1,0	0,57	25	3,0	0,28	31	2,0	0,20	33	5,0	0,09	32	21,0	0,14	34	96,0	-0,12	25	88,0	ESTÂNCIA RIO NEGRO
10,84	34	2,0	5,35	30	3,0	0,92	30	0,1	0,16	34	12,0	0,12	36	17,0	0,22	35	2,0	-0,01	36	42,0	0,13	29	11,0	ESTÂNCIA CARCÁVIO
19,21	24	0,1	3,80	20	9,0	0,79	19	0,5	0,09	24	25,0	0,20	27	6,0	0,13	26	13,0	0,04		67,0	0,01		45,0	PECUÁRIA SANTA GIULIA
7,27	29	9,0	7,28	26	1,0	0,70	26	1,0	0,21	29	6,0	-0,12	31	84,0	0,24	31	1,0	0,19	32	99,0	-0,14	24	92,0	FAZENDA CERRO VERDE
11,08	27	2,0	1,08	23	37,0	1,14	23	0,1	0,42	27	0,1	0,31	29	1,0	0,30	29	0,5	0,23	30	99,0	-0,04	21	64,0	AGROPECUÁRIA WACHHOLZ
11,80	21	1,0	3,80	16	9,0	0,74	18	1,0	0,22	21	5,0	0,06	23	33,0	0,12	22	15,0	0,03	26	65,0	0,01	16	48,0	FAZENDA PITANGA
10,10	29	3,0	8,18	24	0,5	1,06	23	0,1	0,08	30	27,0	0,11	32	20,0	-0,02	31	61,0	0,01	33	52,0	-0,01	23	54,0	ESTÂNCIA BELA VISTA
8,79	32	5,0	3,41	29	12,0	0,27	28	18,0	0,40	33	0,5	-0,03	35	62,0	0,41	34	0,1	-0,04	35	29,0	0,03	27	39,0	ESTÂNCIA CARCÁVIO
10,36	31	3,0	4,32	28	7,0	0,27	28	18,0	0,13	30	17,0	0,02	32	44,0	0,13	32	13,0	0,07	33	81,0	0,02	26	44,0	CABANHA VACACÁÍ
9,06	29	5,0	4,67	25	5,0	1,04	22	0,1	0,16	29	11,0	0,08	31	26,0	0,09	31	22,0	0,35	32	99,0	0,09	24	18,0	ESTÂNCIA RETIRO DO OURO
6,31	35	12,0	-1,06	29	66,0	0,51	29	4,0	0,52	33	0,1	0,00	35	52,0	0,43	35	0,1	0,21	36	99,0	-0,02	29	57,0	AGROPECUÁRIA SERENO
9,42	28	4,0	8,89	23	0,1	0,54	21	3,0	0,25	25	3,0	-0,06	26	71,0	0,25	27	1,0	0,10	27	89,0	0,06	22	30,0	FAZENDA CAMBARA
9,75	31	3,0	7,53	28	0,5	0,46	29	6,0	0,10	31	23,0	0,02	33	46,0	0,10	33	19,0	0,20	33	99,0	-0,07	27	74,0	FAZENDA CERRO VERDE
14,74	29	0,5	8,27	27	0,5	0,28	25	17,0	0,32	30	1,0	-0,04	31	64,0	0,26	31	1,0	0,20	32	99,0	-0,01	25	53,0	FAZENDA PITANGA
9,02	27	5,0	2,28	24	22,0	0,34	24	12,0	0,19	29	7,0	0,23	31	3,0	0,16	30	8,0	0,07	32	80,0	0,09	22	19,0	EST LUZ DE SÃO JOÃO
7,10	31	9,0	4,31	26	7,0	1,32	24	0,1	0,13	31	17,0	0,04	33	39,0	0,24	33	1,0	0,14	34	96,0	0,00	26	52,0	FAZENDA SANTA PRENDA
10,52	22	2,0	7,92	19	0,5	0,56	19	3,0	0,17	22	9,0	0,05	24	35,0	0,01	24	49,0	0,02	24	60,0	-0,08	17	78,0	DON ANGELICO
17,65	30	0,1	8,39	26	0,5	0,43	27	7,0	0,16	30	11,0	0,17	32	8,0	0,31	32	0,5	-0,03	33	36,0	-0,06	25	72,0	ESTÂNCIA DO BOLSO
11,10	28	2,0	5,63	24	2,0	0,86	22	0,5	0,18	28	8,0	0,31	30	1,0	0,11	30	17,0	0,04	31	69,0	-0,01	23	55,0	AGROPECUÁRIA SERENO
11,11	26	2,0	8,61	22	0,5	0,24	21	21,0	0,32	26	1,0	0,00	27	49,0	0,14	27	10,0	0,01	28	54,0	0,00	20	51,0	FAZENDA SÃO GREGORIO
6,51	27	12,0	3,80	25	9,0	0,47	24	5,0	0,27	26	2,0	0,01	27	47,0	0,14	28	10,0	0,12	27	93,0	0,00	23	52,0	FAZENDA DO ENGENHO
13,54	34	1,0	9,45	29	0,1	0,29	28	16,0	0,45	33	0,1	0,44	35	0,1	0,41	35	0,1	0,12	35	94,0	0,09	29	20,0	ESTÂNCIA DO SOSSEGO

BRAFORD TOUROS JOVENS - TOP 10%

Reg	Nome	Nasc.	G. Sangue	Livro	Pai	IQG	%	Peso ao Nascer			Peso à Desmama Materno			Peso à Desmama Direto			Total Materno	
								DEP	AC	%	DEPm	AC	%	DEPd	AC	%	DEP	%
n399159	AGROPECUÁRIA PLÁTANO TE502	2020		CCG	CUYANO HUINKA SHAKA D1450 KACHAPÊ	1,7	4,0	0,53	29	86,0	-2,30	22	86,0	9,34	31	0,5	2,37	17,0
n401336	RIO NEGRO 0101	2020		CCG	ASP 38-TEG232 CARTUCHO ST 1369 SP B176	1,7	4,0	0,35	25	76,0	3,64	13	4,0	4,32	26	11,0	5,80	1,0
418427	SERENO 38-TE20733	2020	38	CCG	SERENO 38-TE17257 STALONE	1,7	4,0	0,59	30	89,0	2,80	14	9,0	6,11	33	4,0	5,85	1,0
n393320	SAO BENTO TEX014	2020		CCG	GUASUNCHOS 3125 BULON EXPERTO	1,7	4,0	0,49		84,0	-2,76	16	91,0	5,74	34	5,0	0,11	49,0
n391789	NOVA AURORA 17202	2020		CCG	SÃO MIGUEL 38-D237 NACIONAL	1,7	5,0	-0,88	26	3,0	0,33	18	43,0	3,36	28	17,0	2,01	21,0
n383141	E02 DO RINCÃO	2020		CCG	BELVISTA 38-3838 DOBLE	1,7	5,0	0,39	20	78,0	-1,48	16	76,0	6,81	24	2,0	1,92	22,0
n390896	BELVISTA E108	2020		CCG	GUASUNCHOS 3125 BULON EXPERTO	1,7	5,0	0,49		84,0	0,08	15	48,0	4,25	33	11,0	2,20	19,0
n389466	SÃO FERNANDO F189	2020		CCG	RMSFBOEUCAIPTO-19/20	1,7	5,0	0,27		70,0	0,48		41,0	2,86		21,0	1,92	22,0
398917	RS 38-J24	2020	38	CCG	RS 38-TEH36 HEROS	1,7	5,0	0,46	26	83,0	-0,45	13	58,0	4,40	29	10,0	1,75	24,0
n390046	CARCAVIO 6583	2020		CCG	GUASUNCHOS 3125 BULON EXPERTO	1,7	5,0	0,98	28	98,0	-0,31	12	56,0	5,04	32	7,0	2,21	19,0
n390951	BELVISTA E178	2020		CCG	GUASUNCHOS 3125 BULON EXPERTO	1,7	5,0	0,44		82,0	0,06	14	49,0	3,12	34	19,0	1,62	26,0
n417990	DO BOLSO U025	2020		CCG	DO BOLSO 38-N059	1,7	5,0	0,10	25	57,0	3,79	15	3,0	3,91	26	13,0	5,75	1,0
n392393	SANTA TEREZA P4136	2020		CCG	BELVISTA 38-2922 APOGEU	1,7	5,0	0,92	29	97,0	-1,12	20	70,0	6,92	33	2,0	2,34	17,0
n385501	SANTA CARMEN P.B. 0207	2020		CCG	SANTA CARMEN PB. 38-2501	1,7	5,0	0,81	28	95,0	2,05	17	16,0	4,53	29	10,0	4,32	4,0
n392427	SANTA TEREZA P4286	2020		CCG	SANTA TEREZA 38-K2754	1,7	5,0	0,64	26	91,0	0,76	14	36,0	6,14	28	4,0	3,83	6,0
n390972	BELVISTA E204	2020		CCG	BELVISTA 38-2922 APOGEU	1,7	5,0	0,86		96,0	0,11	20	48,0	7,22	33	2,0	3,72	6,0
n401644	UMBU 077	2020		CCG	PAMPIANO DO SOSSEGO 38-TEK008 MANO LIMA	1,7	5,0	0,38	27	78,0	3,81	13	3,0	3,79	29	14,0	5,71	1,0
n389894	CARCAVIO 6633	2020		CCG	GUASUNCHOS 3125 BULON EXPERTO	1,7	5,0	0,72	28	93,0	0,94	12	32,0	3,13	32	19,0	2,51	15,0
n401959	SINUÉLO 743	2020		CCG	BALBEC MAT NE 5025 RDM8999	1,7	5,0	0,28	17	71,0	1,25	12	27,0	7,12	19	2,0	4,81	2,0
n383152	E13 DO RINCÃO	2020		CCG	BELVISTA 38-3838 DOBLE	1,7	5,0	0,82	22	95,0	-1,63	17	78,0	10,24	25	0,5	3,49	8,0
n391036	BELVISTA E294	2020		CCG	BELVISTA 38-4536 COMANCHERO	1,6	5,0	0,32		74,0	2,32	15	13,0	1,58	32	34,0	3,10	10,0
n411423	SÃO MIGUEL K159	2020		CCG	RMAOGRM8/2019	1,6	5,0	-0,03	26	47,0	-0,25	9	55,0	7,14	22	2,0	3,31	9,0
n388301	PAMPIANO DO SOSSEGO 38-FIVR96	2020	38	CCG	GUASUNCHOS 3125 BULON EXPERTO	1,6	5,0	0,62	32	90,0	1,92	16	18,0	3,12	34	19,0	3,48	8,0
n381114	TARUMA 072	2020		CCG	BELVISTA 38-3912	1,6	5,0	0,60		89,0	-0,70	12	63,0	6,02	21	4,0	2,31	17,0
418730	SERENO 38-TE20527	2020	38	CCG	SBV 38-TE15015 MONTARÁ	1,6	5,0	-0,90	31	3,0	2,47	17	12,0	4,00	34	13,0	4,47	3,0
391364	MONTECRISTO 38-2048	2020	38	CCG	PITANGUEIRA 38-1652	1,6	5,0	-0,06	27	44,0	1,84	17	19,0	2,32	27	26,0	2,99	11,0
n379646	SBV 20009	2020		CCG	BELVISTA 38-4216 MUTANTE	1,6	5,0	0,79		95,0	-0,90	15	66,0	6,11	30	4,0	2,16	19,0
n401832	UMBU 0269	2020		CCG	UMBU 38-1160	1,6	5,0	2,11	26	99,0	1,20	11	28,0	3,85	29	14,0	3,12	10,0
n418771	G.S.M. 0386	2020		CCG	RANCHO 906 T/E X-BULL	1,6	5,0	0,74	30	94,0	-4,13	23	98,0	8,85	33	0,5	0,30	46,0
n388270	SANTA GERTRUDES 2363	2020		CCG	SANTA GERTRUDES 38-1203 DOBLE ANCHO	1,6	5,0	0,26		70,0	-2,99	15	92,0	8,19	31	1,0	1,10	33,0
n387407	PEDRA GRANDE 0241	2020		CCG	RMSARANDI2020	1,6	5,0	0,20	29	65,0	-0,40	13	57,0	7,34	30	2,0	3,27	9,0
n383794	BARRAGEM M027	2020		CCG	PAMPIANO DO SOSSEGO 38-TEK008 MANO LIMA	1,6	5,0	0,61	28	90,0	2,02	15	17,0	4,83	29	8,0	4,43	3,0

Peso ao Sobreano			Ganho Pós-Desmama			Perímetro Escrotal ao Sobreano			Musculatura			Estatura			Estrutura Corporal			Umbigo / Prepúcio			Pigmentação Ocular			Propriedade
DEP	AC	%	DEP	AC	%	DEP	AC	%	DEP	AC	%	DEP	AC	%	DEP	AC	%	DEP	AC	%	DEP	AC	%	
13,17	30	1,0	4,59	26	6,0	0,98	25	0,1	0,30	28	1,0	0,37	29	0,5	0,27	30	1,0	0,17	30	99,0	0,05	25	31,0	AGROPECUÁRIA PLATANO
8,27	27	6,0	5,74	23	2,0	-0,06	23	60,0	0,25	28	3,0	0,27	30	2,0	0,05	29	35,0	-0,06	31	22,0	0,05	22	30,0	ESTÂNCIA RIO NEGRO
6,67	32	11,0	-0,25	27	55,0	0,34	26	12,0	0,46	32	0,1	0,17	34	9,0	0,34	33	0,5	0,01	34	51,0	-0,13	26	90,0	AGROPECUÁRIA SERENO
11,51	34	2,0	6,09	30	2,0	0,91	29	0,1	0,32	33	1,0	-0,07	35	73,0	0,07	35	28,0	0,08	36	85,0	-0,02	29	57,0	ESTÂNCIA SÃO BENTO
10,26	29	3,0	7,42	27	0,5	0,66	26	1,0	0,30	31	1,0	0,31	32	1,0	0,22	32	3,0	0,13	33	95,0	0,07	25	25,0	ESTÂNCIA NOVA AURORA
14,47	24	0,5	9,44	19	0,1	0,15	19	32,0	-0,05	24	68,0	0,00	26	50,0	-0,03	26	62,0	0,00	27	48,0	0,01	19	46,0	AGROPECUÁRIA RINCÃO
8,26	34	6,0	4,93	30	4,0	0,99	29	0,1	0,13	34	17,0	-0,04	35	64,0	0,24	35	2,0	-0,05	36	26,0	0,09	29	20,0	ESTÂNCIA BELA VISTA
9,28	28	4,0	8,76	21	0,5	0,78	21	0,5	0,02	26	46,0	-0,09	28	77,0	0,00	27	51,0	-0,09	31	13,0	0,06	23	28,0	CABANHA SÃO FERNANDO
10,48	30	2,0	7,78	26	0,5	0,39	25	9,0	0,21	30	6,0	-0,09	32	77,0	0,06	31	31,0	0,06	33	78,0	0,01	24	46,0	CABANHA VACACAÍ
10,92	32	2,0	6,28	29	1,0	0,48	27	5,0	0,24	33	3,0	0,13	34	16,0	0,22	34	2,0	-0,01	35	44,0	-0,03	27	63,0	ESTÂNCIA CARCÁVIO
8,35	34	6,0	6,48	31	1,0	0,98	30	0,1	0,13	34	16,0	0,05	36	35,0	0,11	35	18,0	0,14	36	96,0	0,14	29	10,0	ESTÂNCIA BELA VISTA
7,70	26	8,0	6,07	22	2,0	0,13	23	34,0	0,04	28	41,0	0,13	30	16,0	0,10	30	18,0	-0,10	31	10,0	0,13	22	10,0	ESTANCIA DO BOLSO
11,52	33	1,0	5,44	30	3,0	0,93	29	0,1	0,11	33	20,0	0,16	35	10,0	0,07	33	29,0	0,10	36	88,0	0,09	28	19,0	FAZENDA SANTA TEREZA
9,32	28	4,0	6,62	24	1,0	0,53	22	3,0	0,29	28	1,0	0,48	30	0,1	0,27	30	1,0	0,03	31	61,0	0,04	24	35,0	SANTA CARMEN
10,35	29	3,0	5,52	25	3,0	0,07	26	41,0	0,21	29	6,0	0,09	31	25,0	0,21	30	3,0	-0,05	31	26,0	-0,06	23	71,0	FAZENDA SANTA TEREZA
10,72	33	2,0	4,19	30	7,0	0,54	29	3,0	0,13	33	18,0	0,08	35	27,0	0,11	35	16,0	-0,06	36	23,0	0,12	28	12,0	ESTÂNCIA BELA VISTA
5,85	29	14,0	2,37	26	21,0	1,02	26	0,1	0,04	30	41,0	0,16	32	10,0	0,20	31	3,0	0,11		92,0	0,01		46,0	ESTÂNCIA UMBU
8,76	32	5,0	6,23	29	1,0	0,84	27	0,5	0,15	33	13,0	-0,13	35	86,0	0,19	34	5,0	0,14	35	96,0	0,12	27	13,0	ESTÂNCIA CARCÁVIO
10,82	19	2,0	3,12	16	14,0	0,53	16	3,0	0,15	18	13,0	0,18	19	8,0	0,16	20	7,0	0,06	20	76,0	0,08	14	23,0	FAZENDA SINUELO
13,69	25	0,5	4,12	20	8,0	0,30	20	15,0	0,14	25	14,0	0,08	27	26,0	0,17	27	6,0	0,00	28	49,0	0,12	20	12,0	AGROPECUÁRIA RINCÃO
3,89	32	24,0	3,50	28	11,0	1,20	27	0,1	0,17	32	11,0	0,06	34	33,0	0,08	34	25,0	-0,06	35	20,0	0,04	27	36,0	ESTÂNCIA BELA VISTA
12,54	23	1,0	6,31	20	1,0	0,59	20	2,0	-0,04	24	65,0	0,11	27	19,0	0,37	26	0,1	-0,01	28	43,0	-0,14	18	91,0	ESTÂNCIA SÃO MIGUEL
6,32	32	12,0	3,11	27	14,0	1,13	26	0,1	0,19	30	7,0	0,19	31	7,0	0,25	32	1,0	0,07	31	82,0	0,01	28	47,0	ESTÂNCIA DO SOSSEGO
9,63	21	4,0	5,28	17	3,0	1,06	16	0,1	0,01	20	48,0	-0,05	22	68,0	-0,06	23	74,0	-0,06	22	22,0	0,14	16	9,0	AGROPECUÁRIA TARUMÃ
9,30	34	4,0	6,04	28	2,0	0,06	28	43,0	0,14	33	15,0	0,12	35	18,0	0,14	34	10,0	0,05	36	73,0	-0,03	28	63,0	AGROPECUÁRIA SERENO
7,86	28	7,0	8,29	24	0,5	0,27	24	18,0	0,10	28	24,0	0,06	30	32,0	0,11	30	16,0	0,05	31	75,0	-0,04	22	65,0	CABANHA VACACAÍ
12,97	31	1,0	9,46	27	0,1	0,90	25	0,1	-0,15	32	89,0	0,19	33	6,0	-0,12	33	87,0	-0,11	34	8,0	0,16	26	7,0	FAZENDA SÃO BENTO DO VERDE
7,76	29	7,0	4,55	24	6,0	0,40	23	8,0	0,23	28	4,0	0,01	30	47,0	0,25	29	1,0	0,06		75,0	0,09		19,0	ESTÂNCIA UMBU
13,73	33	0,5	7,14	31	1,0	0,40	30	9,0	0,30	33	1,0	0,11	35	20,0	0,21	35	3,0	0,06	36	75,0	-0,01	29	54,0	FAZENDA DO ENGENHO
12,30	31	1,0	5,54	26	3,0	0,76	23	0,5	0,18	31	9,0	0,08	33	27,0	0,14	33	11,0	0,12	34	93,0	-0,02	26	57,0	ESTÂNCIA SANTA GERTRUDES
14,58	30	0,5	7,98	26	0,5	-0,01	23	53,0	0,05	31	36,0	0,19	33	7,0	0,22	32	2,0	0,20	33	99,0	-0,02	24	56,0	SARANDI
6,78	29	11,0	3,42	27	12,0	0,58	27	2,0	0,09	30	25,0	0,01	32	46,0	0,14	32	11,0	0,03	33	63,0	0,04	25	37,0	BARRAGEM

BRAFORD TOUROS JOVENS - TOP 10%

Reg	Nome	Nasc.	G. Sangue	Livro	Pai	IQG	%	Peso ao Nascer			Peso à Desmama Materno			Peso à Desmama Direto			Total Materno	
								DEP	AC	%	DEPm	AC	%	DEPd	AC	%	DEP	%
n418766	SERENO TE20704	2020		CCG	SERENO 38-TE16019 SAMURAI	1,6	5,0	-0,60	30	10,0	1,89	17	18,0	0,02	33	52,0	1,90	22,0
n407081	IRAPUA J201	2020		CCG	SAO BENTO 38-Q072	1,6	5,0	0,13	24	60,0	0,37	13	43,0	4,09	23	12,0	2,42	16,0
n392408	SANTA TEREZA P4214	2020		CCG	CATY 38-P355	1,6	6,0	0,54	25	86,0	0,49	15	41,0	5,44	29	6,0	3,21	9,0
n391547	LUZ DE SAO JOAO 2548	2020		CCG	RM204LSL2020	1,6	6,0	1,42	25	99,0	-2,80	11	91,0	17,32	27	0,1	5,85	1,0
n392639	DON ANGELICO BS24	2020		CCG	SAO BENTO 38-S018	1,6	6,0	0,44		82,0	-0,89	13	66,0	4,73	23	9,0	1,48	28,0
n401359	RIO NEGRO 0140	2020		CCG	ASP 38-TEG232 CARTUCHO ST 1369 SP B176	1,6	6,0	0,48	26	84,0	0,35	14	43,0	4,67	28	9,0	2,69	14,0
n390128	SANTA RITA D233	2020		CCG	SANTA RITA 38-A314	1,6	6,0	0,55		87,0	1,14	13	29,0	3,35	27	17,0	2,82	13,0
n383812	BARRAGEM M043	2020		CCG	RMIPR18	1,6	6,0	0,20	22	65,0	-1,67	8	79,0	7,18	23	2,0	1,92	22,0
n391001	BELVISTA E240	2020		CCG	RM2019-RM5	1,6	6,0	0,32		74,0	-0,58	11	61,0	4,16	29	12,0	1,50	27,0
n389918	CARCAVIO 6678	2020		CCG	GUASUNCHOS 3125 BULON EXPERTO	1,6	6,0	-0,06	29	44,0	0,47	15	41,0	3,47	33	16,0	2,21	19,0
n383428	IRAPUA J097	2020		CCG	RANCHO 316 T/E MAGNO	1,6	6,0	0,09	30	57,0	2,05	23	16,0	2,18	32	27,0	3,14	10,0
n393323	SAO BENTO TEX027	2020		CCG	GUASUNCHOS 3125 BULON EXPERTO	1,6	6,0	0,42		80,0	0,75	16	36,0	4,96	34	8,0	3,22	9,0
385524	SANTA CARMEN P.B. 38-0259	2020	38	CCG	NOVA AURORA 38-I5002 (NATIVO)	1,6	6,0	0,18	26	64,0	0,99	15	32,0	3,36	28	17,0	2,67	14,0
n389472	SÃO FERNANDO F205	2020		CCG	RMSFBOSÃOGERONIMO19/20	1,6	6,0	0,39	27	79,0	-0,44	10	58,0	7,20	29	2,0	3,17	10,0
n392434	SANTA TEREZA P4310	2020		CCG	SANTA TEREZA 38-M3062	1,5	6,0	0,83	25	96,0	0,28	14	45,0	6,30	28	3,0	3,43	8,0
n391207	BELVISTA E554	2020		CCG	2019-RM1	1,5	6,0	0,27		71,0	-1,44	13	75,0	8,78	30	1,0	2,95	11,0
n380809	ESTÂNCIA AURORA A20387	2020		CCG	PAMPIANO 38-3666 (SEPE)	1,5	6,0	0,42	31	80,0	-2,80	25	91,0	8,94	34	0,5	1,67	25,0
n401321	RIO NEGRO 0075	2020		CCG	SAO BENTO 38-P135 FRONTERO	1,5	6,0	0,13	29	59,0	0,99	17	32,0	3,50	31	16,0	2,74	13,0
n411777	CERRO VERDE 0819	2020		CCG	RANCHO 316 T/E MAGNO	1,5	6,0	-0,22	28	31,0	0,14	21	47,0	6,10	30	4,0	3,19	10,0
n407046	IRAPUA J059	2020		CCG	PEDRA GRANDE 38-5011	1,5	6,0	0,26	25	70,0	-0,35	13	56,0	5,11	27	7,0	2,20	19,0
n389594	SÃO FERNANDO F525	2020		CCG	RM2019-RM1	1,5	6,0	0,03	26	51,0	-2,74	11	90,0	11,45	28	0,1	2,98	11,0
n391042	BELVISTA E300	2020		CCG	RM2019-RM7	1,5	6,0	0,52		86,0	0,10	11	48,0	4,97	29	8,0	2,59	15,0
n389455	SÃO FERNANDO F147	2020		CCG	RMSFBOSÃOGERONIMO19/20	1,5	6,0	-0,05	27	45,0	1,23	10	28,0	7,15	29	2,0	4,80	2,0
n391161	BELVISTA E476	2020		CCG	RM2019-RM4	1,5	6,0	0,36		77,0	-2,52	13	89,0	7,32	30	2,0	1,14	33,0
n407084	IRAPUA J209	2020		CCG	IRAPUA 38-G009 GAITERO Q072	1,5	6,0	0,61	22	89,0	0,92	10	33,0	4,93	21	8,0	3,39	8,0
n393789	CERRO VERDE 0652	2020		CCG	GUASUNCHOS 3125 BULON EXPERTO	1,5	6,0	0,44	28	81,0	1,14	11	29,0	3,19	29	18,0	2,73	13,0
n389490	SÃO FERNANDO F279	2020		CCG	RMSFBOSÃOGERONIMO19/20	1,5	6,0	0,20	27	65,0	-0,64	10	62,0	11,19	28	0,1	4,95	2,0
n390926	BELVISTA E144	2020		CCG	GUASUNCHOS 3125 BULON EXPERTO	1,5	6,0	0,78		95,0	1,02	14	31,0	4,14	33	12,0	3,09	10,0
n411488	030 RAGAGNIN	2020		CCG	BELVISTA 38-4456	1,5	6,0	0,20		65,0	1,24	13	28,0	4,80	24	8,0	3,64	7,0
n418012	BARRAGEM BRAFORD M007	2020		CCG	RANCHO 316 T/E MAGNO	1,5	6,0	0,11	27	58,0	1,44	20	24,0	4,47	28	10,0	3,68	7,0
n381490	SANTA PRENDA 38-Z030	2020	38	CCG	GUASUNCHOS 3125 BULON EXPERTO	1,5	7,0	-0,10	30	40,0	0,14	13	47,0	5,38	32	6,0	2,83	12,0
383700	SÃO PEDRO 38-E118	2020	38	CCG	BELVISTA 38-4492	1,5	7,0	0,19	24	65,0	-2,24	14	86,0	8,70	28	1,0	2,11	20,0

Peso ao Sobreano			Ganho Pós-Desmama			Perímetro Escrotal ao Sobreano			Musculatura			Estatura			Estrutura Corporal			Umbigo / Prepúcio			Pigmentação Ocular			Propriedade
DEP	AC	%	DEP	AC	%	DEP	AC	%	DEP	AC	%	DEP	AC	%	DEP	AC	%	DEP	AC	%	DEP	AC	%	
4,59	33	20,0	5,40	28	3,0	1,18	27	0,1	0,17	33	10,0	0,05	34	35,0	0,23	34	2,0	0,01	35	54,0	-0,06	27	73,0	AGROPECUÁRIA SERENO
8,49	23	6,0	5,00	20	4,0	0,80	20	0,5	0,23	24	4,0	0,15	25	12,0	0,07	25	29,0	-0,02	26	37,0	-0,01	19	54,0	FAZENDA IRAPUÃ
8,97	30	5,0	5,02	26	4,0	0,43	24	7,0	0,23	31	4,0	0,19	33	7,0	0,28	31	1,0	0,03	34	64,0	0,00	25	50,0	FAZENDA SANTA TEREZA
19,19	27	0,1	-0,72	23	62,0	-0,07	21	61,0	0,02	28	47,0	0,05	30	36,0	0,10	29	18,0	0,02	31	60,0	0,14	22	9,0	EST LUZ DE SÃO JOÃO
9,42	23	4,0	7,55	20	0,5	0,69	19	1,0	0,12	23	20,0	0,12	25	18,0	0,28	25	1,0	0,17	26	98,0	-0,03	18	62,0	DON ANGELICO
8,19	29	6,0	4,61	24	5,0	0,68	24	1,0	0,31	29	1,0	0,22	31	4,0	0,24	31	2,0	0,05	32	74,0	0,06	23	27,0	ESTÂNCIA RIO NEGRO
8,54	27	6,0	6,92	22	1,0	0,19	22	27,0	0,10	28	23,0	0,00	30	50,0	0,09	24	21,0	0,00	27	49,0	-0,09	22	80,0	FAZENDA SANTA RITA
12,09	24	1,0	5,43	21	3,0	0,40	20	9,0	0,14	25	16,0	0,03	27	42,0	0,07	27	28,0	0,02	28	60,0	-0,17	19	95,0	BARRAGEM
9,26	29	4,0	6,04	25	2,0	0,95	23	0,1	0,11	30	20,0	0,10	32	22,0	0,04	31	39,0	0,14	33	96,0	0,13	23	11,0	ESTÂNCIA BELA VISTA
6,61	33	11,0	4,06	30	8,0	0,66	30	1,0	0,36	34	0,5	-0,13	35	86,0	0,34	35	0,5	0,03	36	64,0	0,17	29	5,0	ESTÂNCIA CARCÁVIO
4,89	32	19,0	3,12	29	14,0	0,84	28	0,5	0,23	32	4,0	0,06	34	33,0	0,08	34	26,0	0,21	35	99,0	0,08	28	22,0	FAZENDA IRAPUÃ
8,08	34	7,0	1,74	30	28,0	0,56	30	3,0	0,29	33	1,0	-0,02	35	59,0	0,26	35	1,0	0,10	35	89,0	0,10	29	18,0	ESTÂNCIA SÃO BENTO
7,15	27	9,0	4,56	23	6,0	0,67	20	1,0	0,34	27	0,5	0,22	29	4,0	0,10	29	18,0	0,04	30	68,0	0,12	23	13,0	SÃO MANOEL
10,99	29	2,0	3,93	25	9,0	1,02	22	0,1	0,17	29	11,0	0,32	31	1,0	0,17	31	6,0	-0,12	32	6,0	0,00	24	49,0	CABANHA SÃO FERNANDO
9,96	29	3,0	4,36	25	7,0	0,44	24	7,0	0,09	30	27,0	0,07	32	28,0	0,01	28	49,0	0,15	33	97,0	0,06	24	27,0	FAZENDA SANTA TEREZA
13,49	31	1,0	5,94	26	2,0	0,16	25	30,0	0,07	31	32,0	0,12	33	17,0	0,12	32	15,0	0,05	34	72,0	0,02	25	44,0	ESTÂNCIA BELA VISTA
15,14	34	0,5	9,29	32	0,1	-0,29	31	86,0	0,15	35	12,0	0,14	37	13,0	0,10	34	19,0	0,11	35	92,0	0,07	28	26,0	ESTÂNCIA AURORA
4,60	32	20,0	1,64	28	29,0	1,39	27	0,1	0,18	32	9,0	0,08	34	26,0	0,18	33	5,0	0,16	35	98,0	-0,06	27	74,0	ESTÂNCIA RIO NEGRO
9,94	30	3,0	4,04	28	8,0	0,54	28	3,0	0,08	31	29,0	0,04	32	37,0	0,06	32	29,0	0,07	33	81,0	-0,07	26	75,0	FAZENDA CERRO VERDE
9,70	27	3,0	6,36	23	1,0	0,10	23	38,0	0,24	27	3,0	-0,05	28	68,0	0,13	28	12,0	0,14	29	96,0	0,08	21	21,0	FAZENDA IRAPUÃ
17,83	28	0,1	7,12	25	1,0	0,36	22	11,0	-0,06	29	70,0	0,29	30	1,0	-0,03	30	65,0	-0,09	31	13,0	-0,05	23	69,0	CABANHA SÃO FERNANDO
9,23	29	4,0	4,05	24	8,0	0,53	23	3,0	0,30	29	1,0	0,18	31	7,0	0,24	31	1,0	0,18	32	99,0	0,08	23	23,0	ESTÂNCIA BELA VISTA
11,79	29	1,0	5,32	24	3,0	0,28	23	17,0	0,11	30	21,0	0,35	32	0,5	0,17	31	7,0	-0,05	33	27,0	0,13	24	11,0	CABANHA SÃO FERNANDO
16,54	31	0,1	7,84	25	0,5	-0,13	26	69,0	0,16	32	12,0	0,07	34	29,0	0,07	33	27,0	-0,20	35	0,5	0,06	26	28,0	ESTÂNCIA BELA VISTA
5,25	21	17,0	-0,71	18	62,0	0,78	18	0,5	0,41	21	0,1	-0,04	23	63,0	0,28	23	1,0	0,43	24	99,0	0,07	16	25,0	FAZENDA IRAPUÃ
4,12	29	23,0	-0,84	27	63,0	1,14	28	0,1	0,45	30	0,1	0,09	32	24,0	0,25	31	1,0	0,16	32	97,0	0,06	25	27,0	FAZENDA CERRO VERDE
15,46	29	0,5	4,15	25	8,0	0,47	22	5,0	-0,07	29	72,0	0,31	31	1,0	0,04	30	38,0	-0,23	32	0,5	-0,18	23	96,0	CABANHA SÃO FERNANDO
8,22	33	6,0	3,59	30	11,0	0,76	29	0,5	0,17	34	10,0	-0,12	35	85,0	0,07	35	27,0	-0,01	36	44,0	0,13	29	11,0	ESTÂNCIA BELA VISTA
7,07	24	10,0	2,78	21	17,0	0,87	17	0,5	0,20	23	6,0	0,18	24	7,0	0,18	25	6,0	0,06	25	77,0	0,11	19	15,0	CABANHA SÃO VICENTE
8,78	28	5,0	4,00	26	8,0	0,45	27	6,0	0,10	29	22,0	0,05	30	34,0	0,13	30	12,0	0,31	31	99,0	-0,08	24	78,0	BARRAGEM
8,75	32	5,0	3,31	28	13,0	0,47	28	5,0	0,21	32	6,0	-0,06	34	68,0	0,25	33	1,0	0,07	34	82,0	-0,03	27	62,0	FAZENDA SANTA PRENDA
14,09	27	0,5	4,96	22	4,0	0,35	21	12,0	0,13	27	18,0	0,11	29	20,0	0,01	28	49,0	0,03	29	63,0	-0,09	22	81,0	FAZENDA SÃO PEDRO

BRAFORD TOUROS JOVENS - TOP 10%

Reg	Nome	Nasc.	G. Sangue	Livro	Pai	IQG	%	Peso ao Nascer			Peso à Desmama Materno			Peso à Desmama Direto			Total Materno	
								DEP	AC	%	DEPm	AC	%	DEPd	AC	%	DEP	%
n401286	RIO NEGRO 38-0005	2020	38	CCG	RIO NEGRO 38-TE6009	1,5	7,0	-0,70	28	7,0	1,44	14	24,0	3,02	30	20,0	2,95	11,0
n387956	02 IRMÃOS 0046	2020		CCG	MAE RAINHA 38-R 31 METRALHA	1,5	7,0	0,29	27	72,0	2,96	15	8,0	1,63	28	33,0	3,77	6,0
392456	BASPAN 38-B215	2020	38	CCG	RANCHO 906 T/E X-BULL	1,5	7,0	-0,22	25	31,0	-4,23	19	98,0	8,47	26	1,0	0,00	51,0
n383159	E20 DO RINCÃO	2020		CCG	BELVISTA 38-3838 DOBLE	1,5	7,0	-0,11	21	39,0	-0,31	16	56,0	4,55	23	10,0	1,97	21,0
n403225	ESTÂNCIA AURORA A20309	2020		CCG	MAE RAINHA 38-SES69 MAESTRO	1,5	7,0	0,23		68,0	0,96	17	32,0	3,95	32	13,0	2,93	12,0
n394193	WACHHOLZ 744	2020		CCG	WACHHOLZ 38-517	1,5	7,0	0,26	23	70,0	0,27	13	45,0	6,54	25	3,0	3,54	7,0
n391497	OURO O450	2020		CCG	GUASUNCHOS 3125 BULON EXPERTO	1,5	7,0	0,38		78,0	-0,41	14	58,0	4,19	32	12,0	1,68	25,0
n384607	SBV 20061	2020		CCG	SBV 38-TE17005	1,5	7,0	-0,20		32,0	3,04	13	7,0	1,02	24	40,0	3,55	7,0
n392492	SANTA TEREZA P4144	2020		CCG	SAO LUIZ 38-C361 DA PEDRO SURREAUX CINAMOMO	1,5	7,0	0,58	29	88,0	5,15	19	1,0	0,78	31	43,0	5,54	1,0
n389621	SÃO FERNANDO F569	2020		CCG	RMSFBOFRENTE-19/20	1,5	7,0	0,57	28	88,0	-0,34	12	56,0	9,27	29	0,5	4,30	4,0
418739	SERENO 38-TE20744	2020	38	CCG	SERENO 38-TE17260	1,5	7,0	-0,03	27	46,0	2,92	16	8,0	1,81	31	31,0	3,82	6,0
n389000	D26 BELA ALIANÇA	2020		CCG	GUASUNCHOS 3125 BULON EXPERTO	1,5	7,0	0,51		85,0	0,95	14	32,0	2,72	27	22,0	2,31	17,0
n393119	SANTA TEREZA P4194	2020		CCG	BELVISTA 38-2922 APOGEU	1,5	7,0	1,86	30	99,0	-0,72	20	63,0	5,80	33	5,0	2,18	19,0
n407736	LUZ DE SAO JOAO TE2518	2020		CCG	SAO BENTO 38-J085 METRALHA	1,5	7,0	0,81		95,0	2,06	24	16,0	4,73	31	9,0	4,42	3,0
405954	SERENO 38-TE20009	2020	38	CCG	SERENO 38-TE17257 STALONE	1,5	7,0	0,47	31	83,0	2,92	18	8,0	1,02	34	40,0	3,43	8,0
398941	RS 38-J66	2020	38	CCG	MAE RAINHA 38-SES69 MAESTRO	1,5	7,0	0,00	30	49,0	2,31	15	13,0	2,65	32	23,0	3,63	7,0
n387428	PEDRA GRANDE 0036	2020		CCG	GUASUNCHOS 3125 BULON EXPERTO	1,5	7,0	0,13	31	60,0	-0,51	14	59,0	4,12	33	12,0	1,55	27,0
n401935	SINUELO 691	2020		CCG	CAMILA 38-S65 SENHOR	1,5	7,0	0,64	28	91,0	0,84	13	34,0	4,24	30	11,0	2,96	11,0
391943	SANTA TEREZA 38-P4176	2020	38	CCG	SANTA TEREZA 38-L2884	1,5	7,0	1,32	24	99,0	-0,43	14	58,0	7,76	25	1,0	3,45	8,0
n389930	CARCAVIO 6698	2020		CCG	RANCHO 316 T/E MAGNO	1,5	7,0	-0,22	28	31,0	2,47	24	12,0	2,51	32	24,0	3,72	6,0
n411781	CERRO VERDE 0477	2020		CCG	RANCHO 316 T/E MAGNO	1,5	7,0	-0,01	28	48,0	0,15	21	47,0	4,09	28	12,0	2,19	19,0
n387347	PEDRA GRANDE 0070	2020		CCG	SAO BENTO 38-Q134 SULINO	1,5	7,0	-0,10	29	40,0	0,99	14	32,0	2,11	31	28,0	2,05	20,0
n381496	SANTA PRENDA 38-Z040	2020	38	CCG	EL CHANAR 02397 PAYE	1,5	7,0	-0,91	29	3,0	-1,31	13	73,0	6,39	31	3,0	1,89	22,0
n386098	PITANGA 38-F014	2020	38	CCG	MAE RAINHA 38-SES69 MAESTRO	1,5	7,0	0,05	27	53,0	1,17	15	29,0	4,48	27	10,0	3,41	8,0
n390057	CARCAVIO 6645	2020		CCG	GUASUNCHOS 3125 BULON EXPERTO	1,5	7,0	-0,27	28	28,0	-0,04	13	51,0	4,39	33	10,0	2,16	19,0
n387393	PEDRA GRANDE 0198	2020		CCG	RMSARANDI2020	1,4	7,0	0,60	27	89,0	0,49	10	41,0	6,20	27	4,0	3,59	7,0
n387340	SARANDI 0055	2020		CCG	GUASUNCHOS 3125 BULON EXPERTO	1,4	8,0	0,32	31	74,0	-0,19	15	53,0	4,62	33	9,0	2,12	20,0
418625	SERENO 38-TE20081	2020	38	CCG	SERENO 38-TE17257 STALONE	1,4	8,0	-0,11		40,0	1,18		28,0	5,35		6,0	3,85	6,0
n388288	SANTA GERTRUDES 2451	2020		CCG	SANTA GERTRUDES 38-I203 DOBLE ANCHO	1,4	8,0	0,22		66,0	-2,82	15	91,0	7,18	30	2,0	0,77	38,0
n407109	IRAPUA J341	2020		CCG	SAO BENTO 38-Q072	1,4	8,0	0,05	26	53,0	-0,51	14	59,0	3,75	27	14,0	1,37	29,0
n389885	CARCAVIO 6612	2020		CCG	GUASUNCHOS 3125 BULON EXPERTO	1,4	8,0	1,23	29	99,0	-1,15	13	71,0	3,46	33	16,0	0,58	41,0
n390969	BELVISTA E200	2020		CCG	GUASUNCHOS 3125 BULON EXPERTO	1,4	8,0	0,48		84,0	0,22	16	46,0	2,50	34	24,0	1,46	28,0

Peso ao Sobreano			Ganho Pós-Desmama			Perímetro Escrotal ao Sobreano			Musculatura			Estatura			Estrutura Corporal			Umbigo / Prepúcio			Pigmentação Ocular			Propriedade
DEP	AC	%	DEP	AC	%	DEP	AC	%	DEP	AC	%	DEP	AC	%	DEP	AC	%	DEP	AC	%	DEP	AC	%	
6,43	30	12,0	3,65	26	10,0	0,29	25	16,0	0,32	31	1,0	0,09	33	24,0	0,20	32	4,0	0,03	33	65,0	-0,09	25	80,0	ESTÂNCIA RIO NEGRO
5,43	29	16,0	4,58	25	6,0	0,39	24	9,0	0,20	28	6,0	0,14	30	14,0	0,13	30	13,0	-0,17	31	1,0	-0,05	23	69,0	FAZENDA 2 IRMÃOS
12,59	26	1,0	5,22	24	3,0	0,56	24	3,0	0,28	26	2,0	-0,08	27	74,0	0,26	28	1,0	0,01	28	54,0	-0,01	22	54,0	BASSO E PANCOTT
8,49	23	6,0	6,86	19	1,0	0,36	19	11,0	0,14	24	15,0	0,07	26	29,0	0,03	27	41,0	-0,01	27	45,0	0,06	19	29,0	AGROPECUÁRIA RINCÃO
7,72	33	8,0	5,46	29	3,0	0,70		1,0	-0,04	32	65,0	0,02	34	46,0	0,02	34	44,0	-0,01	35	42,0	0,12	27	12,0	ESTÂNCIA AURORA
11,37	25	2,0	7,42	23	0,5	-0,04	24	57,0	0,22	28	5,0	0,36	30	0,5	0,25	29	1,0	-0,13	31	5,0	0,19	22	3,0	AGROPECUÁRIA WACHHOLZ
5,73	32	15,0	0,56	29	44,0	1,21	29	0,1	0,35	32	0,5	-0,04	33	63,0	0,32	33	0,5	0,02	34	56,0	0,04	27	35,0	ESTÂNCIA CERRO DO OURO
4,17	25	23,0	3,73	21	10,0	0,83	19	0,5	0,13	25	17,0	-0,08	27	76,0	0,02	27	44,0	0,15	28	97,0	0,04	20	36,0	FAZENDA SÃO BENTO DO VERDE
3,33	31	28,0	3,10	27	14,0	0,11	27	37,0	0,22	33	5,0	0,10	34	22,0	0,16	32	8,0	-0,02	35	37,0	0,04	27	36,0	FAZENDA SANTA TEREZA
14,22	29	0,5	5,80	25	2,0	-0,11	21	67,0	0,20	29	7,0	0,40	31	0,1	0,20	31	4,0	0,06	32	75,0	0,10	25	17,0	CABANHA SÃO FERNANDO
3,84	31	25,0	1,23	26	35,0	0,62	26	2,0	0,32	31	1,0	0,04	33	38,0	0,21	32	3,0	0,10	34	88,0	-0,04	25	67,0	AGROPECUÁRIA SERENO
6,02	26	13,0	3,03	24	15,0	0,65	23	1,0	0,28	24	2,0	-0,04	25	64,0	0,16	26	8,0	0,14	25	96,0	0,08	22	23,0	CABANHA BELA ALIANÇA
9,93	33	3,0	6,06	30	2,0	0,64	29	1,0	0,12	34	18,0	0,20	35	6,0	0,01	35	47,0	-0,03	36	34,0	0,21	28	2,0	FAZENDA SANTA TEREZA
7,20	30	9,0	4,36	26	7,0	0,39	25	9,0	0,10	28	23,0	0,14	29	13,0	0,03	30	41,0	0,09	29	86,0	0,00	25	52,0	EST LUZ DE SÃO JOÃO
1,30	34	42,0	0,48	28	45,0	0,95	28	0,1	0,32	32	1,0	0,00	34	50,0	0,24	34	2,0	-0,08	35	16,0	-0,07	28	76,0	AGROPECUÁRIA SERENO
7,03	31	10,0	5,65	27	2,0	-0,03	27	56,0	0,16	31	11,0	-0,03	33	60,0	0,11	33	18,0	0,05	34	72,0	0,02	27	41,0	CABANHA VACACAÍ
7,94	33	7,0	4,00	30	8,0	0,32	29	14,0	0,51	33	0,1	-0,20	35	95,0	0,30	34	0,5	0,02	36	56,0	0,02	28	42,0	SARANDI
7,06	29	10,0	3,86	26	9,0	0,76	25	0,5	0,13	28	17,0	0,07	29	29,0	0,11	30	18,0	0,04	30	67,0	0,16	24	6,0	FAZENDA SINUELO
12,59	26	1,0	5,43	23	3,0	0,22	26	23,0	0,18	29	8,0	0,33	31	0,5	0,18	29	5,0	0,04	32	70,0	0,08	22	22,0	FAZENDA SANTA TEREZA
6,00	33	14,0	3,76	30	10,0	0,72	29	1,0	0,08	34	27,0	0,06	36	33,0	0,18	36	5,0	0,05	37	74,0	-0,01	29	55,0	ESTÂNCIA CARCÁVIO
11,52	29	2,0	8,95	27	0,1	0,18	28	27,0	-0,05	30	66,0	0,08	32	26,0	0,06	32	32,0	0,23	33	99,0	0,07	25	24,0	FAZENDA CERRO VERDE
8,03	31	7,0	7,07	28	1,0	0,62	26	2,0	0,02	32	45,0	0,04	34	39,0	0,13	33	12,0	0,05	35	72,0	-0,19	26	96,0	SARANDI
9,58	31	4,0	3,40	26	12,0	0,54	24	3,0	0,23	31	4,0	0,01	33	47,0	0,25	32	1,0	0,13	34	94,0	0,09	26	19,0	FAZENDA SANTA PRENDA
7,33	27	9,0	3,23	25	13,0	0,23	25	22,0	0,25	28	3,0	-0,01	30	56,0	0,13	30	13,0	0,03	31	66,0	0,03	24	39,0	FAZENDA PITANGA
7,78	33	7,0	3,36	30	12,0	0,89	29	0,5	0,15	33	13,0	-0,06	35	70,0	0,29	35	0,5	0,15	36	97,0	0,10	28	18,0	ESTÂNCIA CARCÁVIO
13,08	28	1,0	7,64	24	0,5	-0,24	21	81,0	0,04	29	41,0	0,18	31	8,0	0,13	30	13,0	0,21	32	99,0	0,14	22	8,0	SARANDI
8,06	33	7,0	3,09	30	15,0	0,69	29	1,0	0,18	33	9,0	-0,03	35	62,0	0,25	35	1,0	0,06	36	77,0	-0,02	28	59,0	SARANDI
3,94	35	24,0	-1,73	27	75,0	0,58	28	2,0	0,48	32	0,1	-0,09	33	78,0	0,50	32	0,1	0,11	35	92,0	-0,06	29	72,0	AGROPECUÁRIA SERENO
11,78	30	1,0	5,19	26	4,0	0,38	22	10,0	0,19	31	8,0	-0,01	32	53,0	0,29	32	0,5	0,22	33	99,0	0,07	26	25,0	ESTÂNCIA SANTA GERTRUDES
7,26	27	9,0	4,81	23	5,0	0,87	20	0,5	0,26	27	2,0	0,19	28	6,0	0,16	28	8,0	0,13	29	95,0	0,07	22	24,0	FAZENDA IRAPUÃ
7,27	33	9,0	4,61	30	5,0	0,89	28	0,5	0,21	33	6,0	0,02	35	44,0	0,23	35	2,0	0,16	36	97,0	0,02	28	42,0	ESTÂNCIA CARCÁVIO
6,83	34	10,0	4,68	31	5,0	0,67	30	1,0	0,21	34	5,0	0,07	36	29,0	0,23	36	2,0	0,15	37	97,0	0,11	30	16,0	ESTÂNCIA BELA VISTA

BRAFORD TOUROS JOVENS - TOP 10%

Reg	Nome	Nasc.	G. Sangue	Livro	Pai	IQG	%	Peso ao Nascer			Peso à Desmama Materno			Peso à Desmama Direto			Total Materno	
								DEP	AC	%	DEPm	AC	%	DEPd	AC	%	DEP	%
n401937	SINUELO 695	2020		CCG	LOGSURISES 2051 ZENITH KICHAN	1,4	8,0	0,71	24	93,0	1,59	10	22,0	5,00	25	7,0	4,09	5,0
418726	SERENO 38-TE20099	2020	38	CCG	SERENO 38-TE17257 STALONE	1,4	8,0	0,12	33	59,0	1,30	18	26,0	4,68	35	9,0	3,64	7,0
n383429	IRAPUA J105	2020		CCG	SAO BENTO 38-Q072	1,4	8,0	-0,41	28	19,0	1,85	17	19,0	1,22	30	38,0	2,46	16,0
n393791	CERRO VERDE 0709	2020		CCG	SAO BENTO 38-Q134 SULINO	1,4	8,0	-0,28	27	27,0	0,82	15	35,0	3,53	29	16,0	2,58	15,0
n407089	IRAPUA J241	2020		CCG	SAO BENTO 38-Q072	1,4	8,0	0,17	24	63,0	0,58	13	39,0	4,01	23	13,0	2,58	15,0
n392416	SANTA TEREZA P4250	2020		CCG	SANTA TEREZA 38-N3414	1,4	8,0	0,82	20	95,0	-1,01	9	68,0	4,95	23	8,0	1,47	28,0
n385278	PRIMAVERA E041	2020		CCG	BELVISTA 38-4216 MUTANTE	1,4	8,0	1,24	27	99,0	-0,99	15	68,0	5,40	30	6,0	1,71	25,0
n386087	PITANGA 38-F002	2020	38	CCG	MAE RAINHA 38-TES69 MAESTRO	1,4	8,0	0,21	26	66,0	-0,49	15	59,0	5,49	28	6,0	2,26	18,0
n389548	SÃO FERNANDO TORRESMO F443	2020		CCG	SAO LUIZ 38-7102 TORRESMO DA PEDRO SURREAUX	1,4	8,0	0,44	29	82,0	3,43	18	5,0	3,68	31	15,0	5,27	1,0
n401949	SINUELO 735	2020		CCG	SINUELO 12-365	1,4	8,0	0,18	22	64,0	-0,42	12	58,0	6,75	25	2,0	2,95	11,0
n390918	BELVISTA E134	2020		CCG	GUASUNCHOS 3125 BULON EXPERTO	1,4	8,0	0,30		73,0	-1,02	14	68,0	4,05	32	12,0	1,01	35,0
n389641	SÃO FERNANDO F613	2020		CCG	RMSFBOEUCALIPTO-19/20	1,4	8,0	0,56	26	88,0	0,34	11	43,0	4,75	28	9,0	2,72	13,0
n391246	BELVISTA E620	2020		CCG	RM2019-RM7	1,4	8,0	0,71		93,0	0,41	13	42,0	7,26	29	2,0	4,04	5,0
418430	SERENO 38-TE20069	2020	38	CCG	SERENO 38-TE17257 STALONE	1,4	8,0	-0,11	33	40,0	1,10	18	30,0	5,61	36	5,0	3,90	5,0
n392647	DON ANGELICO BS31	2020		CCG	SAO BENTO 38-S018	1,4	8,0	0,49		84,0	-1,28	12	73,0	4,52	21	10,0	0,97	35,0
376203	38-0249 OEMA DI MARIA BRAFORD	2020	38	CCG	SANTA GERTRUDES 38-1148 VERMOUHT	1,4	8,0	0,79	24	95,0	-0,47	12	59,0	3,35	24	17,0	1,21	32,0
n387367	PEDRA GRANDE 0109	2020		CCG	ARROCERO 5815 GENERAL VEDIA	1,4	8,0	-0,50	31	14,0	-0,59	13	61,0	4,02	32	13,0	1,42	29,0
n391550	LUZ DE SAO JOAO 2552	2020		CCG	RM201LSL2020	1,4	8,0	0,57	25	88,0	-0,28	10	55,0	1,18	27	38,0	0,31	46,0
n373436	SERENO 20051	2020		CCG	SERENO 38-17045	1,4	8,0	-0,17	24	35,0	1,49		24,0	2,33		26,0	2,65	14,0
n390891	BELVISTA E102	2020		CCG	GUASUNCHOS 3125 BULON EXPERTO	1,4	8,0	0,74		94,0	-0,19	14	53,0	4,66	33	9,0	2,15	19,0
n383142	E03 DO RINCÃO	2020		CCG	BELVISTA 38-3838 DOBLE	1,4	8,0	0,30	22	73,0	1,17	16	29,0	4,30	25	11,0	3,32	9,0
n390899	BELVISTA E112	2020		CCG	GUASUNCHOS 3125 BULON EXPERTO	1,4	8,0	0,31		73,0	0,36	14	43,0	2,63	33	23,0	1,67	25,0
n401946	SINUELO 727	2020		CCG	LOGSURISES 2051 ZENITH KICHAN	1,4	8,0	0,40	25	79,0	-0,48	10	59,0	6,89	26	2,0	2,97	11,0
n381062	ESTÂNCIA AURORA A20317	2020		CCG	CAMILA 38-R22 RUMO	1,4	8,0	0,65	32	91,0	-3,36	18	95,0	8,31	35	1,0	0,80	38,0
n388563	PAMPIANO DO SOSSEGO R313	2020		CCG	PAMPIANO DO SOSSEGO 38-TEK008 MANO LIMA	1,4	8,0	0,55	30	87,0	2,93	13	8,0	3,34	31	17,0	4,61	3,0
418744	SERENO 38-TE20765	2020	38	CCG	SERENO 38-TE17257 STALONE	1,4	8,0	0,19	32	64,0	4,44	18	2,0	4,18	35	12,0	6,53	0,5
n389624	SÃO FERNANDO F581	2020		CCG	RMSFBOCOXILHA-19/20	1,4	9,0	0,19	27	65,0	-1,53	11	77,0	5,99	29	4,0	1,47	28,0
n379677	CAPANÉ 646	2020		CCG	PITANGUEIRA 38-L155	1,4	9,0	1,09		99,0	1,38	10	25,0	7,48	23	1,0	5,12	2,0
n387961	02 IRMÃOS 0055	2020		CCG	MAE RAINHA 38-R 31 METRALHA	1,4	9,0	0,35	26	76,0	1,22	15	28,0	3,16	27	19,0	2,80	13,0
n383540	SANTA PRENDA Z043	2020		CCG	GUASUNCHOS 3125 BULON EXPERTO	1,4	9,0	0,43	29	81,0	0,05	15	49,0	4,41	30	10,0	2,26	18,0
n387359	PEDRA GRANDE 0095	2020		CCG	GUASUNCHOS 3125 BULON EXPERTO	1,4	9,0	0,54	31	86,0	-0,20	12	54,0	3,97	32	13,0	1,79	24,0
n418967	PAMPIANO DO SOSSEGO TER67	2020		CCG	PAMPIANO DO SOSSEGO 38-FIVJ291 SAPUCAY	1,4	9,0	0,47	31	83,0	-0,13	18	52,0	5,71	34	5,0	2,73	13,0

Peso ao Sobreano			Ganho Pós-Desmama			Perímetro Escrotal ao Sobreano			Musculatura			Estatura			Estrutura Corporal			Umbigo / Prepúcio			Pigmentação Ocular			Propriedade
DEP	AC	%	DEP	AC	%	DEP	AC	%	DEP	AC	%	DEP	AC	%	DEP	AC	%	DEP	AC	%	DEP	AC	%	
6,84	25	10,0	1,19	21	35,0	0,72	21	1,0	0,16	25	12,0	0,14	26	14,0	0,07	26	28,0	0,06	27	77,0	0,02	20	41,0	FAZENDA SINUELO
2,71	35	32,0	-2,70	29	84,0	0,59	28	2,0	0,60	33	0,1	-0,09	35	76,0	0,52	35	0,1	-0,03	35	32,0	-0,06	29	72,0	AGROPECUÁRIA SERENO
3,66	29	26,0	3,29	25	13,0	0,88	24	0,5	0,16	28	12,0	0,00	30	52,0	0,28	30	1,0	0,01	31	52,0	0,11	24	15,0	FAZENDA IRAPUÃ
6,46	29	12,0	2,73	26	18,0	0,76	27	0,5	0,18	30	9,0	0,06	32	33,0	0,07	31	26,0	0,00	33	49,0	0,08	25	24,0	FAZENDA CERRO VERDE
8,60	23	5,0	5,29	20	3,0	0,90	20	0,1	-0,02	24	59,0	0,16	26	10,0	0,08	26	25,0	0,10	26	89,0	0,17	19	5,0	FAZENDA IRAPUÃ
9,33	24	4,0	5,25	20	3,0	0,78	22	0,5	0,01	25	49,0	-0,03	27	60,0	-0,02	26	60,0	0,13	28	95,0	0,02	18	43,0	FAZENDA SANTA TEREZA
9,32	30	4,0	5,61	26	3,0	1,23	24	0,1	0,01	30	48,0	0,24	32	3,0	0,13	32	13,0	0,27	33	99,0	0,10	26	16,0	CABANHA PRIMAVERA
8,33	28	6,0	2,88	24	16,0	0,43	21	7,0	0,27	28	2,0	-0,07	29	74,0	0,21	30	3,0	0,14	30	96,0	-0,02	24	58,0	FAZENDA PITANGA
8,42	31	6,0	4,83	28	5,0	1,20	26	0,1	-0,24	32	98,0	0,34	34	0,5	-0,05	33	71,0	0,54	35	99,0	0,00	27	49,0	CABANHA SÃO FERNANDO
12,48	25	1,0	6,36	21	1,0	0,23	22	22,0	0,01	26	50,0	0,20	28	6,0	0,14	27	10,0	0,27	29	99,0	0,19	19	4,0	FAZENDA SINUELO
9,14	33	4,0	5,48	29	3,0	0,59	28	2,0	0,19	33	8,0	0,04	34	39,0	0,10	34	21,0	-0,02	35	39,0	0,02	28	43,0	ESTÂNCIA BELA VISTA
7,46	28	8,0	2,61	24	19,0	1,23	22	0,1	0,06	29	33,0	0,18	31	8,0	0,06	30	32,0	-0,08	31	15,0	0,10	23	18,0	CABANHA SÃO FERNANDO
10,32	29	3,0	2,45	25	20,0	0,62	23	2,0	0,15	30	13,0	0,26	32	2,0	0,08	31	24,0	0,18	33	99,0	0,05	24	33,0	ESTÂNCIA BELA VISTA
4,16	35	23,0	-2,02	29	78,0	0,46	28	6,0	0,50	33	0,1	0,06	35	33,0	0,44	35	0,1	0,00	35	50,0	-0,06	29	72,0	AGROPECUÁRIA SERENO
7,80	21	7,0	5,33	18	3,0	0,65	18	1,0	0,19	20	8,0	0,04	22	39,0	0,14	23	10,0	0,12	23	93,0	-0,02	16	60,0	DON ANGELICO
7,22	25	9,0	5,62	22	3,0	0,49	23	4,0	0,20	26	6,0	-0,03	28	60,0	0,12	27	15,0	-0,04	29	29,0	0,04	20	35,0	OEMA DI MARIA BRAFORD
9,34	32	4,0	6,38	27	1,0	0,57	25	2,0	0,07	32	32,0	0,03	34	42,0	0,18	33	5,0	0,22	35	99,0	0,16	27	6,0	SARANDI
8,45	27	6,0	8,02	23	0,5	0,45	21	6,0	0,22	28	5,0	0,10	30	21,0	0,09	29	21,0	-0,06	31	21,0	-0,04	22	67,0	EST LUZ DE SÃO JOÃO
5,38	28	16,0	4,12	22	8,0	1,00	26	0,1	0,01	27	49,0	0,05	30	34,0	0,03	28	40,0	-0,32	32	0,1	0,18	23	4,0	AGROPECUÁRIA SERENO
7,90	33	7,0	3,18	30	14,0	0,66	29	1,0	0,22	33	5,0	0,08	35	27,0	0,24	35	2,0	0,00	36	50,0	0,06	28	29,0	ESTÂNCIA BELA VISTA
8,33	24	6,0	5,55	19	3,0	0,15	18	31,0	0,04	24	40,0	-0,04	26	63,0	0,00	26	52,0	-0,01	27	43,0	-0,04	19	67,0	AGROPECUÁRIA RINCÃO
6,69	33	11,0	4,97	30	4,0	0,72	29	1,0	0,17	33	11,0	0,05	35	36,0	0,22	35	3,0	0,16	36	98,0	-0,08	28	78,0	ESTÂNCIA BELA VISTA
12,22	26	1,0	6,18	22	2,0	0,09	23	39,0	0,08	27	28,0	0,16	29	10,0	0,05	28	33,0	0,10	30	88,0	0,11	21	14,0	FAZENDA SINUELO
14,75	35	0,5	8,91	32	0,1	0,04	29	47,0	0,05	36	37,0	0,08	37	26,0	0,11	35	17,0	0,09	36	86,0	0,04	29	34,0	ESTÂNCIA AURORA
4,43	32	21,0	1,11	28	36,0	0,79	26	0,5	0,05	32	37,0	0,03	34	43,0	0,07	34	28,0	0,09	35	86,0	0,04	27	35,0	ESTÂNCIA DO SOSSEGO
6,13	34	13,0	0,95	29	38,0	-0,18	29	75,0	0,20	34	7,0	0,12	35	18,0	0,19	35	4,0	0,25	36	99,0	-0,10	29	85,0	AGROPECUÁRIA SERENO
10,06	30	3,0	3,86	26	9,0	0,47	24	5,0	0,21	31	5,0	-0,07	33	73,0	0,16	32	8,0	0,34	33	99,0	-0,03	25	62,0	CABANHA SÃO FERNANDO
7,04	23	10,0	0,70	19	42,0	0,15	21	32,0	0,24	24	3,0	0,14	25	13,0	0,10	25	19,0	-0,27	26	0,1	0,11	18	14,0	FAZENDA DOS PINHEIROS
6,30	28	12,0	3,63	24	11,0	0,44	23	6,0	0,16	28	12,0	-0,03	30	59,0	0,12	30	14,0	-0,05	31	26,0	0,01	23	45,0	FAZENDA 2 IRMÃOS
7,20	29	9,0	2,70	26	18,0	0,56		3,0	0,28	28	2,0	0,09	29	25,0	0,26	30	1,0	0,18	30	99,0	-0,05	26	70,0	FAZENDA SANTA PRENDA
8,78	33	5,0	5,19	30	4,0	0,44	28	7,0	0,16	33	12,0	0,09	35	23,0	0,22	34	2,0	0,05	35	74,0	-0,12	28	89,0	SARANDI
9,79	33	3,0	5,87	28	2,0	0,20	27	26,0	0,01	33	49,0	0,03	34	41,0	0,03	34	42,0	0,08	35	85,0	0,13	28	10,0	ESTÂNCIA DO SOSSEGO

BRAFORD TOUROS JOVENS - TOP 10%

Reg	Nome	Nasc.	G. Sangue	Livro	Pai	IQG	%	Peso ao Nascer			Peso à Desmama Materno			Peso à Desmama Direto			Total Materno	
								DEP	AC	%	DEPm	AC	%	DEPd	AC	%	DEP	%
405956	SERENO 38-TE20057	2020	38	CCG	SERENO 38-TE17257 STALONE	1,3	9,0	0,00	32	49,0	4,88	18	1,0	2,73	35	22,0	6,25	0,5
n381091	ESTÂNCIA AURORA A20433	2020		CCG	ESTÂNCIA AURORA 38-A7087	1,3	9,0	-0,74		6,0	1,77	15	20,0	-1,81	29	72,0	0,87	37,0
n387401	PEDRA GRANDE 0222	2020		CCG	RMSARANDI2020	1,3	9,0	-0,17	29	35,0	-0,82	13	65,0	4,48	30	10,0	1,42	29,0
n392429	SANTA TEREZA P4294	2020		CCG	SANTA TEREZA 38-M3062	1,3	9,0	0,56	23	88,0	-1,12	15	70,0	7,37	25	2,0	2,57	15,0
n386088	PITANGA 38-F003	2020	38	CCG	MAE RAINHA 38-TES69 MAESTRO	1,3	9,0	0,25	26	69,0	0,46	15	41,0	3,77	28	14,0	2,35	17,0
n401568	UMBU 009	2020		CCG	PAMPIANO DO SOSSEGO 38-TEK008 MANO LIMA	1,3	9,0	1,25	28	99,0	2,52	13	11,0	3,39	29	17,0	4,21	4,0
n389585	SÃO FERNANDO F509	2020		CCG	RMSJBOREP19/20	1,3	9,0	-0,79	27	5,0	-2,77	11	91,0	7,31	28	2,0	0,88	37,0
n388190	SANTA GERTRUDES 2143	2020		CCG	SANTA GERTRUDES 38-I203 DOBLE ANCHO	1,3	9,0	0,29		72,0	-3,31	15	94,0	6,69	32	3,0	0,03	51,0
n389897	CARCAVIO 6643	2020		CCG	GUASUNCHOS 3125 BULON EXPERTO	1,3	9,0	-0,60	28	10,0	-0,74	12	64,0	1,87	31	31,0	0,20	48,0
392466	SERENO 38-TE20093	2020	38	CCG	SERENO 38-TE17257 STALONE	1,3	9,0	0,42	33	80,0	1,24	18	27,0	5,25	36	6,0	3,87	6,0
n388263	SANTA GERTRUDES 2331	2020		CCG	SANTA GERTRUDES 38-I203 DOBLE ANCHO	1,3	9,0	0,45		82,0	-2,08	16	84,0	5,97	31	4,0	0,90	36,0
n391068	BELVISTA E340	2020		CCG	RM2019-RM4	1,3	9,0	0,03		51,0	-1,21	12	72,0	4,30	27	11,0	0,94	36,0
n389767	SÃO FERNANDO F863	2020		CCG	RMSFBOSÃOGERONIMO19/20	1,3	9,0	0,02	27	50,0	0,76	10	36,0	5,97	28	4,0	3,74	6,0
n390063	CARCAVIO 6700	2020		CCG	RANCHO 316 T/E MAGNO	1,3	9,0	-0,27		28,0	2,04		16,0	0,63		44,0	2,35	17,0
n402073	CAPANÉ 624	2020		CCG	BELVISTA 38-4308	1,3	9,0	1,09		99,0	-2,39	12	87,0	9,79	26	0,5	2,50	15,0
n390904	BELVISTA E118	2020		CCG	GUASUNCHOS 3125 BULON EXPERTO	1,3	9,0	0,34		76,0	-0,73	13	63,0	3,11	32	19,0	0,83	38,0
n395343	CARCAVIO TE105 EXPERTO 2820 MAGNO	2020		CCG	GUASUNCHOS 3125 BULON EXPERTO	1,3	9,0	0,42		80,0	2,77	15	9,0	2,51	34	24,0	4,02	5,0
388424	PAMPIANO DO SOSSEGO 38-TERI6	2020	38	CCG	PAMPIANO DO SOSSEGO 38-TE B7020	1,3	9,0	0,44	31	82,0	0,73	22	36,0	3,85	34	14,0	2,66	14,0
n392155	RETIRO DO OURO X389	2020		CCG	RMRETIRO2019-BRF04	1,3	9,0	0,32		74,0	5,64	12	0,5	4,25	24	11,0	7,76	0,1
n401821	UMBU 0275	2020		CCG	PAMPIANO DO SOSSEGO 38-TEK008 MANO LIMA	1,3	9,0	1,62	28	99,0	1,71	13	21,0	3,22	29	18,0	3,32	9,0
n389441	SÃO FERNANDO F115	2020		CCG	RMSFBOSCOXILHA-19/20	1,3	9,0	-0,01	27	48,0	1,29	12	27,0	2,42	28	25,0	2,50	16,0
n383158	E19 DO RINCÃO	2020		CCG	BELVISTA 38-3838 DOBLE	1,3	9,0	0,78	20	95,0	-1,79	16	80,0	4,14	25	12,0	0,28	46,0
n401098	SBV 20017	2020		CCG	BELVISTA 38-4216 MUTANTE	1,3	9,0	0,88		97,0	0,19	17	46,0	3,81	33	14,0	2,10	20,0
n391138	BELVISTA E440	2020		CCG	RM2019-RM6	1,3	9,0	0,56		87,0	-2,86	12	91,0	9,27	30	0,5	1,77	24,0
n389872	CARCAVIO 6586	2020		CCG	GUASUNCHOS 3125 BULON EXPERTO	1,3	9,0	-0,01	29	48,0	-0,93	14	67,0	5,60	33	5,0	1,87	23,0
n401565	UMBU 002	2020		CCG	PAMPIANO DO SOSSEGO 38-TEK008 MANO LIMA	1,3	9,0	0,25	30	69,0	2,42	15	12,0	3,13	32	19,0	3,99	5,0
n393793	CERRO VERDE 0715	2020		CCG	SAO BENTO 38-Q134 SULINO	1,3	9,0	-0,04	28	45,0	2,00	16	17,0	3,67	30	15,0	3,84	6,0
n408483	SBV 20121	2020		CCG	SERENO 38-3201 JACARE	1,3	9,0	0,70		93,0	0,93	14	33,0	3,08	29	19,0	2,47	16,0
n387363	PEDRA GRANDE 0103	2020		CCG	PEDRA GRANDE 38-3435	1,3	10,0	1,60	28	99,0	-1,42	15	75,0	5,37	29	6,0	1,27	31,0
n389435	SÃO FERNANDO NAIPE F105	2020		CCG	SINA SINA 38-N3	1,3	10,0	-0,55	26	12,0	-0,57	10	61,0	5,53	27	6,0	2,19	19,0
n389854	CARCAVIO 6558	2020		CCG	GUASUNCHOS 3125 BULON EXPERTO	1,3	10,0	0,31	30	74,0	0,86	15	34,0	1,94	33	30,0	1,83	23,0
n392406	SANTA TEREZA P4204	2020		CCG	SANTA TEREZA 38-N3438	1,3	10,0	0,29	21	72,0	-1,57	11	77,0	5,83	24	5,0	1,35	30,0

Peso ao Sobreano			Ganho Pós-Desmama			Perímetro Escrotal ao Sobreano			Musculatura			Estatura			Estrutura Corporal			Umbigo / Prepúcio			Pigmentação Ocular			Propriedade
DEP	AC	%	DEP	AC	%	DEP	AC	%	DEP	AC	%	DEP	AC	%	DEP	AC	%	DEP	AC	%	DEP	AC	%	
4,80	34	19,0	1,54	28	31,0	-0,27	28	84,0	0,22	33	5,0	0,10	34	23,0	0,17	34	6,0	0,23	35	99,0	-0,16	28	94,0	AGROPECUÁRIA SERENO
7,75	30	7,0	12,52	25	0,1	-0,14	22	71,0	-0,01	31	56,0	0,04	33	40,0	0,18	32	5,0	0,10	33	90,0	0,11	25	15,0	ESTÂNCIA AURORA
11,11	30	2,0	7,62	26	0,5	0,50	23	4,0	-0,02	31	60,0	0,14	33	13,0	0,17	32	7,0	0,23	33	99,0	0,12	24	13,0	SARANDI
10,85	26	2,0	4,55	23	6,0	0,15	24	31,0	0,20	29	7,0	0,17	31	9,0	-0,04	28	65,0	-0,03	32	34,0	0,06	23	27,0	FAZENDA SANTA TEREZA
7,30	28	9,0	3,66	26	10,0	0,45	24	6,0	0,20	29	6,0	-0,08	31	74,0	0,18	31	6,0	0,02	32	58,0	0,00	24	49,0	FAZENDA PITANGA
3,62	29	26,0	0,70	26	42,0	0,60	26	2,0	0,17	30	9,0	0,01	31	48,0	0,13	31	12,0	0,16		98,0	0,06		30,0	ESTÂNCIA UMBU
13,54	29	1,0	7,01	25	1,0	0,56	22	3,0	0,05	30	38,0	0,22	32	4,0	0,06	31	31,0	0,04	33	69,0	0,04	24	35,0	ESTÂNCIA SÃO FERNANDO
9,87	32	3,0	3,80	27	9,0	0,71	23	1,0	0,35	32	0,5	-0,12	34	84,0	0,18	34	5,0	0,16	35	98,0	0,03	27	38,0	ESTÂNCIA SANTA GERTRUDES
5,76	31	15,0	4,37	28	7,0	0,81	28	0,5	0,34	32	0,5	0,06	34	33,0	0,32	33	0,5	0,11	34	91,0	-0,04	27	66,0	ESTÂNCIA CARCÁVIO
4,15	36	23,0	-2,48	30	82,0	0,58	30	2,0	0,47	34	0,1	-0,10	36	80,0	0,44	36	0,1	0,09	37	87,0	-0,02	30	60,0	AGROPECUÁRIA SERENO
9,58	31	4,0	3,66	27	10,0	0,42	23	8,0	0,28	31	2,0	0,05	33	36,0	0,15	33	9,0	0,17	34	98,0	-0,13	27	90,0	ESTÂNCIA SANTA GERTRUDES
9,37	28	4,0	7,10	24	1,0	0,48	25	5,0	0,06	30	34,0	-0,06	32	70,0	-0,08	32	79,0	-0,07	33	16,0	0,07	25	26,0	ESTÂNCIA BELA VISTA
10,49	29	2,0	5,11	25	4,0	0,37	22	10,0	0,05	29	36,0	0,31	31	1,0	0,09	31	23,0	-0,03	32	33,0	-0,05	24	69,0	CABANHA SÃO FERNANDO
4,53	32	21,0	5,99	27	2,0	0,62	29	2,0	0,16	31	11,0	-0,16	33	91,0	0,20	32	4,0	0,22	36	99,0	0,16	28	6,0	ESTÂNCIA CARCÁVIO
12,52	26	1,0	3,42	22	12,0	0,23	24	22,0	0,12	26	18,0	0,09	28	25,0	0,06	28	30,0	-0,02	29	40,0	-0,18	21	96,0	FAZENDA DOS PINHEIROS
6,55	33	11,0	3,44	29	12,0	1,04	28	0,1	0,16	33	12,0	-0,01	35	55,0	0,11	34	16,0	0,14	36	96,0	0,05	28	32,0	ESTÂNCIA BELA VISTA
3,81	34	25,0	-0,06	30	53,0	0,50	28	4,0	0,27	33	2,0	0,02	34	46,0	0,16	34	8,0	0,05	35	74,0	-0,04	29	65,0	ESTÂNCIA CARCÁVIO
8,03	33	7,0	4,90	29	4,0	0,58	27	2,0	0,23	31	4,0	0,34	33	0,5	0,27	33	1,0	0,09	33	88,0	0,15	28	8,0	ESTÂNCIA DO SOSSEGO
6,17	24	13,0	1,29	19	34,0	0,18	18	28,0	0,12	25	18,0	0,43	26	0,1	0,13	27	12,0	-0,02	27	39,0	0,07	21	25,0	ESTÂNCIA RETIRO DO OURO
5,93	29	14,0	3,80	26	10,0	0,57	26	2,0	0,12	30	19,0	0,11	31	19,0	0,16	31	8,0	0,10		88,0	0,01		48,0	ESTÂNCIA UMBU
7,32	29	9,0	5,68	25	2,0	0,17	23	29,0	0,13	30	16,0	0,04	32	39,0	0,07	31	29,0	0,38	33	99,0	-0,11	24	85,0	CABANHA SÃO FERNANDO
10,17	24	3,0	7,84	19	0,5	0,36	19	11,0	0,13	24	17,0	0,09	26	25,0	0,02	26	46,0	-0,01	27	44,0	-0,02	19	59,0	AGROPECUÁRIA RINCÃO
6,31	32	12,0	3,44	28	12,0	1,08	27	0,1	0,03	32	43,0	-0,07	33	72,0	0,05	33	33,0	0,27	34	99,0	0,00	27	51,0	FAZENDA SÃO BENTO DO VERDE
13,77	30	0,5	5,01	25	4,0	0,36	25	11,0	0,11	31	20,0	0,18	33	7,0	0,12	32	15,0	-0,04	34	29,0	0,17	25	5,0	ESTÂNCIA BELA VISTA
7,93	34	7,0	0,97	31	38,0	0,45	29	6,0	0,35	34	0,5	0,03	36	43,0	0,22	35	2,0	0,01	36	51,0	-0,05	29	69,0	ESTÂNCIA CARCÁVIO
2,94	32	30,0	-0,42	29	58,0	0,81	27	0,5	0,21	32	6,0	-0,02	34	56,0	0,08	34	25,0	0,32		99,0	0,07		26,0	ESTÂNCIA UMBU
8,75	30	5,0	5,40	27	3,0	0,19	28	26,0	-0,06	30	70,0	0,06	32	31,0	0,03	32	41,0	0,00	33	48,0	-0,12	25	89,0	FAZENDA CERRO VERDE
5,37	29	16,0	3,69	25	10,0	0,48	24	5,0	0,28	30	1,0	-0,13	32	87,0	0,30	31	0,5	-0,26	33	0,1	-0,25	24	99,0	FAZENDA SÃO BENTO DO VERDE
6,80	30	10,0	2,39	26	21,0	1,13	24	0,1	0,13	31	17,0	0,05	33	34,0	0,00	32	53,0	-0,03	34	35,0	0,19	25	4,0	SARANDI
9,39	27	4,0	4,30	23	7,0	0,57	21	2,0	0,21	28	6,0	0,27	30	2,0	0,11	30	18,0	-0,08	31	16,0	0,04	22	35,0	CABANHA SÃO FERNANDO
5,70	34	15,0	3,68	30	10,0	0,69	29	1,0	0,16	34	11,0	0,04	35	37,0	0,26	35	1,0	0,14	36	96,0	0,12	29	13,0	ESTÂNCIA CARCÁVIO
10,72	25	2,0	6,10	21	2,0	0,45	24	6,0	0,07	27	32,0	0,13	29	15,0	0,07	28	29,0	-0,14	30	4,0	-0,05	20	69,0	FAZENDA SANTA TEREZA

BRAFORD TOUROS JOVENS - TOP 10%

Reg	Nome	Nasc.	G. Sangue	Livro	Pai	IQG	%	Peso ao Nascer			Peso à Desmama Materno			Peso à Desmama Direto			Total Materno	
								DEP	AC	%	DEPm	AC	%	DEPd	AC	%	DEP	%
n392522	SANTA TEREZA P4014	2020		CCG	RM_02_ST_2019	1,3	10,0	0,39	13	78,0	-0,02	8	50,0	3,78	15	14,0	1,87	23,0
n390217	SANTA RITA D442	2020		CCG	SANTA RITA 38-A355	1,3	10,0	0,20		65,0	1,19	13	28,0	6,19	25	4,0	4,29	4,0
n403224	ESTÂNCIA AURORA A20303	2020		CCG	MAE RAINHA 38- TES69 MAESTRO	1,3	10,0	0,21		66,0	0,47	17	41,0	3,12	33	19,0	2,03	21,0
n393806	CERRO VERDE 0843	2020		CCG	RANCHO 316 T/E MAGNO	1,3	10,0	-0,37	27	21,0	0,26	19	45,0	0,80	28	42,0	0,66	40,0
n393327	SAO BENTO TEX035	2020		CCG	GUASUNCHOS 3125 BULON EXPERTO	1,3	10,0	0,48		83,0	-2,53	16	89,0	4,23	34	11,0	-0,41	58,0
n387595	AGROPECUÁRIA PLÁTANO 196	2020		CCG	GUASUNCHOS 3125 BULON EXPERTO	1,3	10,0	0,59	25	89,0	-0,58	13	61,0	2,65	27	23,0	0,74	39,0
398937	RS 38-J62	2020	38	CCG	MAE RAINHA 38- TES69 MAESTRO	1,3	10,0	-0,02	29	47,0	0,27	17	45,0	1,35	31	36,0	0,95	36,0
n399158	AGROPECUÁRIA PLÁTANO TE501	2020		CCG	CUYANO HUINKA SHAKA D1450 KACHAPÊ	1,3	10,0	0,43	29	81,0	-1,51	22	76,0	5,90	31	4,0	1,44	28,0
n389687	SÃO FERNANDO F697	2020		CCG	RMSFBOSOXILHA-19/20	1,3	10,0	-0,31	27	25,0	-0,47	10	59,0	6,63	29	3,0	2,84	12,0
n401356	RIONEGRO 0136	2020		CCG	ASP 38-TEG232 CARTUCHO ST 1369 SP B176	1,3	10,0	0,98	26	98,0	0,42	15	42,0	3,41	29	17,0	2,12	20,0
n388443	PAMPIANO DO SOSSEGO R288	2020		CCG	ARROCERO 5815 GENERAL VEDIA	1,3	10,0	0,32	30	74,0	0,22	12	46,0	4,29	31	11,0	2,36	17,0
n393118	SANTA TEREZA P4164	2020		CCG	PITANGUEIRA 38-L140 CAPATAZ	1,3	10,0	0,45	27	82,0	-1,10	15	70,0	4,51	28	10,0	1,15	33,0
398914	RS 38-J18	2020	38	CCG	MAE RAINHA 38- TES69 MAESTRO	1,3	10,0	0,04	29	52,0	-0,27	17	55,0	3,22	31	18,0	1,34	30,0
n384616	SBV 20089	2020		CCG	SBV38-TEI7005	1,3	10,0	-0,19		33,0	1,43	16	25,0	3,16	24	19,0	3,01	11,0
n391999	RETIRO DO OURO X083	2020		CCG	BELVISTA 38-5804 (PAYSANO)	1,3	10,0	-0,06		44,0	0,41	21	42,0	3,92	32	13,0	2,37	17,0
n388087	DO BOLSO U063	2020		CCG	CARCAVIO 38-2086	1,3	10,0	-0,36	27	22,0	-0,70	18	63,0	4,65	28	9,0	1,63	26,0
n389638	SÃO FERNANDO F607	2020		CCG	RMSFBOSÃOGERONIMO19/20	1,3	10,0	0,61	27	89,0	-0,55	10	60,0	7,28	29	2,0	3,08	10,0
418747	SERENO 38-TE20771	2020	38	CCG	BELVISTA 38-5804 (PAYSANO)	1,3	10,0	0,00	34	49,0	-0,03	27	50,0	5,41	36	6,0	2,67	14,0
n383475	IRAPUA J177	2020		CCG	RM007BR-IRAPUA 2019	1,3	10,0	-0,15	23	37,0	-0,01	8	50,0	4,69	24	9,0	2,34	17,0
n390123	SANTA RITA D228	2020		CCG	RM12019/2020	1,3	10,0	0,49		84,0	-0,94	11	67,0	6,97	25	2,0	2,54	15,0
n391215	BELVISTA E562	2020		CCG	RM2019-RM5	1,3	10,0	0,26		70,0	0,12	11	47,0	3,55	28	16,0	1,90	22,0
n411898	PONTEIRO D072	2020		CCG	CAMILA 38-R69 RASTRO	1,3	10,0	-0,27	23	27,0	1,76	12	20,0	0,26	24	49,0	1,89	22,0

BRAFORD TOUROS JOVENS LÍDERES ORDENANDOS PELO PESO AO NASCER - TOP 0,1%

Reg	Nome	Nasc.	G. Sangue	Livro	Pai	IQG	%	Peso ao Nascer			Peso à Desmama Materno			Peso à Desmama Direto			Total Materno	
								DEP	AC	%	DEPm	AC	%	DEPd	AC	%	DEP	%
n381504	SANTA PRENDA Z057	2020		CCG	EL CHANAR 02397 PAYE	-0,4	66,0	-1,62	29	0,1	0,21	14	46,0	-2,62	31	80,0	-1,09	69,0
n390834	ASP 0540	2020		CCG	SÃO FERNANDO G2 38-0335	-1,0	84,0	-1,54	26	0,1	-2,64	13	90,0	0,28	27	49,0	-2,50	86,0

Peso ao Sobreano			Ganho Pós-Desmama			Perímetro Escrotal ao Sobreano			Musculatura			Estatura			Estrutura Corporal			Umbigo / Prepúcio			Pigmentação Ocular			Propriedade
DEP	AC	%	DEP	AC	%	DEP	AC	%	DEP	AC	%	DEP	AC	%	DEP	AC	%	DEP	AC	%	DEP	AC	%	
7,83	14	7,0	4,55	12	6,0	0,52	12	4,0	0,25	12	3,0	0,22	13	4,0	0,11	15	16,0	-0,01	14	43,0	0,07	9	25,0	FAZENDA SANTA TEREZA
8,35	26	6,0	3,11	22	14,0	0,18	24	28,0	0,20	28	7,0	0,26	31	2,0	0,13	25	12,0	0,01	28	55,0	0,20	22	3,0	FAZENDA SANTA RITA
5,12	33	18,0	3,11	29	14,0	0,53	27	3,0	0,24	33	3,0	0,02	34	44,0	0,08	34	25,0	0,11	35	91,0	0,02	28	43,0	ESTÂNCIA AURORA
6,56	29	11,0	6,83	26	1,0	0,54	27	3,0	0,16	29	12,0	-0,07	31	73,0	0,14	31	11,0	0,26	32	99,0	-0,01	24	55,0	FAZENDA CERRO VERDE
8,33	34	6,0	3,82	30	9,0	0,98	29	0,1	0,24	33	3,0	-0,06	35	69,0	0,15	35	10,0	0,08	36	85,0	0,04	29	37,0	ESTÂNCIA SÃO BENTO
6,23	26	13,0	3,71	23	10,0	0,77	21	0,5	0,33	24	1,0	-0,16	25	90,0	0,26	27	1,0	0,05	26	73,0	0,00	22	52,0	AGROPECUÁRIA PLATANO
4,92	31	19,0	5,56	28	3,0	0,52	28	4,0	0,22	31	5,0	0,00	33	50,0	0,16	32	7,0	0,06	33	78,0	0,06	26	28,0	CABANHA VACACAÍ
8,00	30	7,0	2,43	26	21,0	0,67	25	1,0	0,22	28	5,0	0,06	29	33,0	0,20	30	4,0	0,14	30	96,0	0,03	25	41,0	AGROPECUÁRIA PLATANO
11,30	29	2,0	3,90	26	9,0	0,49	24	5,0	-0,04	28	64,0	0,08	31	26,0	-0,07	29	76,0	0,03	31	65,0	0,09	24	20,0	CABANHA SÃO FERNANDO
5,39	29	16,0	2,57	25	19,0	0,62	24	2,0	0,31	29	1,0	0,14	31	14,0	0,31	31	0,5	0,00	32	51,0	0,06	24	29,0	ESTÂNCIA RIO NEGRO
8,66	31	5,0	5,28	26	3,0	0,37	24	10,0	0,31	32	1,0	0,36	34	0,5	0,07	33	29,0	0,00	35	47,0	-0,10	27	83,0	ESTÂNCIA DO SOSSEGO
9,11	28	4,0	6,23	24	1,0	0,20	25	25,0	0,16	29	11,0	-0,05	30	65,0	0,05	30	34,0	-0,01	31	46,0	-0,12	23	88,0	FAZENDA SANTA TEREZA
6,28	31	12,0	5,45	28	3,0	0,55	28	3,0	0,17	31	10,0	-0,08	33	74,0	0,16	32	8,0	0,07	33	79,0	0,04	26	34,0	CABANHA VACACAÍ
6,93	25	10,0	5,44	22	3,0	0,78	21	0,5	-0,06	25	71,0	0,18	27	7,0	-0,06	27	74,0	0,06	28	78,0	0,04	21	34,0	FAZENDA SÃO BENTO DO VERDE
7,03	31	10,0	2,86	27	16,0	0,52	28	4,0	0,19	32	7,0	0,06	33	33,0	0,21	33	3,0	0,10	34	89,0	0,15	27	8,0	ESTÂNCIA RETIRO DO OURO
7,46	28	8,0	3,95	24	9,0	0,43	26	7,0	0,30	30	1,0	0,17	32	10,0	0,29	32	0,5	0,13	33	94,0	0,01	26	45,0	ESTÂNCIA DO BOLSO
11,76	30	1,0	4,69	26	5,0	0,19	23	27,0	0,12	31	19,0	0,26	33	2,0	0,20	32	4,0	-0,20	33	1,0	-0,07	24	74,0	CABANHA SÃO FERNANDO
6,18	36	13,0	0,74	31	41,0	0,90	31	0,1	0,24	35	3,0	0,13	36	16,0	0,24	36	1,0	-0,20	37	0,5	-0,02	31	59,0	AGROPECUÁRIA SERENO
7,20	24	9,0	1,82	20	27,0	0,61	17	2,0	0,19	25	7,0	-0,02	27	59,0	0,08	26	25,0	0,12	27	93,0	-0,11	19	85,0	FAZENDA IRAPUÃ
11,97	26	1,0	5,14	23	4,0	0,34	21	12,0	-0,04	28	65,0	0,12	30	18,0	0,09	25	22,0	0,00	28	48,0	-0,10	22	83,0	FAZENDA SANTA RITA
7,29	29	9,0	3,34	24	13,0	0,60	23	2,0	0,17	29	10,0	0,05	31	35,0	0,12	31	15,0	0,07	32	79,0	0,18	23	4,0	ESTÂNCIA BELA VISTA
5,50	25	16,0	7,73	22	0,5	0,02	21	49,0	0,13	26	17,0	0,00	28	50,0	0,14	24	10,0	0,01	26	51,0	-0,17	19	95,0	FAZENDA ESPERANÇA

Peso ao Sobreano			Ganho Pós-Desmama			Perímetro Escrotal ao Sobreano			Musculatura			Estatura			Estrutura Corporal			Umbigo / Prepúcio			Pigmentação Ocular			Propriedade
DEP	AC	%	DEP	AC	%	DEP	AC	%	DEP	AC	%	DEP	AC	%	DEP	AC	%	DEP	AC	%	DEP	AC	%	
-3,33	32	76,0	-0,84	27	63,0	-0,14	24	70,0	0,17	31	11,0	-0,10	33	80,0	0,12	33	15,0	-0,01	34	41,0	0,04	26	36,0	FAZENDA SANTA PRENDA
-0,18	26	54,0	0,64	21	43,0	-0,29	19	86,0	-0,12	27	83,0	0,24	28	3,0	-0,17	29	95,0	0,15	29	97,0	0,02	22	44,0	SÃO PEDRO

BRAFORD TOUROS JOVENS ORDENADOS PELO PESO À DESMAMA - TOP 0,1%

Reg	Nome	Nasc.	G. Sangue	Livro	Pai	IQG	%	Peso ao Nascer			Peso à Desmama Materno			Peso à Desmama Direto			Total Materno	
								DEP	AC	%	DEPm	AC	%	DEPd	AC	%	DEP	%
n397176	SAO BENTO X259	2020		CCG	SAO BENTO 38-U063	3,8	0,1	0,96	24	98,0	-0,65	13	62,0	19,35	27	0,1	9,03	0,1
n386104	PITANGA 38-F021	2020	38	CCG	MAE RAINHA 38-SES69 MAESTRO	4,3	0,1	0,98	26	98,0	-1,38	16	74,0	18,73	27	0,1	7,99	0,1
386709	MÃE RAINHA 38-Z62 RAULITO MAESTRO	2020	38	CCG	MAE RAINHA 38-SES69 MAESTRO	5,3	0,1	0,84	31	96,0	0,34	18	43,0	17,91	33	0,1	9,29	0,1
n391547	LUZ DE SAO JOAO 2548	2020		CCG	RM204LSL2020	1,6	6,0	1,42	25	99,0	-2,80	11	91,0	17,32	27	0,1	5,85	1,0
386800	MÃE RAINHA 38-Z74 MAGNO EXPERTO	2020	38	CCG	GUASUNCHOS 3125 BULON EXPERTO	5,9	0,1	0,50	31	85,0	1,22	14	28,0	17,09	33	0,1	9,77	0,1
n402068	CAPANÉ 608	2020		CCG	BELVISTA 38-4308	3,5	0,1	1,28		99,0	-1,17	12	71,0	16,93	26	0,1	7,29	0,5
n399198	GIULIA 1017	2020		CCG	RMI SG2019	2,1	2,0	1,19	21	99,0	-3,98	9	97,0	16,21	24	0,1	4,12	5,0
411001	PAMPIANO DO SOSSEGO 38-TER15	2020	38	CCG	GUASUNCHOS 3125 BULON EXPERTO	4,4	0,1	0,82	32	95,0	0,87	16	34,0	16,10	35	0,1	8,92	0,1
n386791	MAE RAINHA Z88	2020		CCG	MAE RAINHA 38-SES72 TAURA MAGNO TE	4,8	0,1	0,73	28	93,0	-3,11	17	93,0	15,73	30	0,1	4,75	3,0
n383145	E06 DORINCÃO	2020		CCG	BELVISTA 38-3838 DOBLE	3,2	0,1	1,30	20	99,0	-3,30	15	94,0	15,68	25	0,1	4,54	3,0
n393367	WACHHOLZ 746	2020		CCG	BELVISTA 38-4178	1,9	3,0	0,16	23	62,0	-2,90	14	92,0	14,94	27	0,1	4,57	3,0
n391326	MONTECRISTO 2003	2020		CCG	MAE RAINHA 38-SES69 MAESTRO	3,3	0,1	0,74	27	94,0	-0,54	15	60,0	14,74	28	0,1	6,83	0,5
n381095	ESTÂNCIA AURORA A20451	2020		CCG	ESTÂNCIA AURORA 38-A7087	4,6	0,1	0,18	26	63,0	0,08	17	48,0	14,54	31	0,1	7,35	0,5
n398692	GIULIA 1022	2020		CCG	RMISG2019	1,8	4,0	0,97	20	98,0	-4,49	9	98,0	14,42	23	0,1	2,72	13,0
383734	SÃO PEDRO 38-E76	2020	38	CCG	BELVISTA 38-4492	2,5	1,0	0,32	24	74,0	-1,30	14	73,0	14,13	27	0,1	5,76	1,0
387974	RS 38-J26 JUAREZ	2020	38	CCG	MAE RAINHA 38-SES69 MAESTRO	3,9	0,1	0,80		95,0	-0,08	17	51,0	14,09	31	0,1	6,97	0,5
391848	G.S.M. 38-0351	2020	38	CCG	MAE RAINHA 38-SES69 MAESTRO	5,3	0,1	0,56	30	88,0	1,31	18	26,0	13,93	32	0,1	8,27	0,1
395341	CARCAVIO 38-TE101 EXPERTO 3807 MAGNO	2020	38	CCG	GUASUNCHOS 3125 BULON EXPERTO	5,5	0,1	0,58		88,0	1,50	16	24,0	13,92	35	0,1	8,46	0,1
376776	SERENO 38-20125	2020	38	CCG	SERENO 38-TE17138 MOLINO	3,3	0,1	0,78	25	95,0	-0,56	15	60,0	13,50	27	0,1	6,19	1,0
n401960	SINUELO 747	2020		CCG	SINUELO 38-363	3,1	0,5	0,40	24	79,0	0,27	13	45,0	13,40	26	0,1	6,97	0,5
n395339	CARCAVIO TE95 EXPERTO 3807 MAGNO	2020		CCG	GUASUNCHOS 3125 BULON EXPERTO	4,9	0,1	0,62		90,0	1,50	16	24,0	13,38	35	0,1	8,19	0,1
n386796	MAE RAINHA Z93	2020		CCG	MAE RAINHA 38-SES72 TAURA MAGNO TE	3,9	0,1	0,67	28	91,0	0,03	17	49,0	13,13	30	0,1	6,59	0,5
n391328	MONTECRISTO 2005	2020		CCG	MAE RAINHA 38-SES69 MAESTRO	2,8	0,5	0,59	27	89,0	-0,77	14	64,0	12,79	27	0,1	5,62	1,0
393315	SERENO 38-TE20071	2020	38	CCG	SERENO 38-TE16045 MANECO	2,6	0,5	1,32	30	99,0	-2,61	16	89,0	12,78	33	0,1	3,78	6,0
n390425	MARCO DO PAMPA K86	2020		CCG	MARCO DO PAMPA 38-H11	2,3	1,0	1,08	24	99,0	-3,11	12	93,0	12,67	25	0,1	3,23	9,0
n383298	RECRIO 10	2020		CCG	RECRIO38-7008	2,1	2,0	1,25		99,0	-0,87	10	66,0	12,58	22	0,1	5,42	1,0
n395348	CARCAVIO TE77 EXPERTO 3807 MAGNO	2020		CCG	GUASUNCHOS 3125 BULON EXPERTO	4,9	0,1	0,57		88,0	1,72	16	20,0	12,40	35	0,1	7,92	0,1
n392496	SANTA TEREZA P4156	2020		CCG	PITANGUEIRA 38-L140 CAPATAZ	2,6	0,5	1,41	29	99,0	-1,42	16	75,0	12,37	31	0,1	4,77	2,0
n402036	RIO NEGRO 38-0064	2020	38	CCG	LOSURISES 2051 ZENITH KICHAN	2,3	1,0	1,22	29	99,0	-4,76	12	99,0	12,10	30	0,1	1,29	30,0
n380872	ESTÂNCIA AURORA A20471	2020		CCG	PITANGUEIRA 38-I214 (BITREM)	3,1	0,5	0,44	30	81,0	0,63	24	38,0	11,97	33	0,1	6,61	0,5
n386760	MAE RAINHA Z75	2020		CCG	MAE RAINHA 38-SES67 MILIONARIO KACHAPE	2,6	1,0	1,73	27	99,0	-2,03	17	83,0	11,96	30	0,1	3,95	5,0
n391553	LUZ DE SAO JOAO 2556	2020		CCG	SANTA ANA 38-K1149	3,2	0,1	0,82	28	95,0	2,80	17	9,0	11,92	30	0,1	8,76	0,1

Peso ao Sobreano			Ganho Pós-Desmama			Perímetro Escrotal ao Sobreano			Musculatura			Estatura			Estrutura Corporal			Umbigo / Prepúcio			Pigmentação Ocular			Propriedade
DEP	AC	%	DEP	AC	%	DEP	AC	%	DEP	AC	%	DEP	AC	%	DEP	AC	%	DEP	AC	%	DEP	AC	%	
26,78	27	0,1	7,83	23	0,5	1,02	22	0,1	0,25	27	3,0	0,22	28	4,0	0,25	28	1,0	0,08	29	85,0	0,08	21	24,0	ESTÂNCIA SÃO BENTO
26,65	27	0,1	7,73	25	0,5	1,52	25	0,1	0,48	28	0,1	0,05	29	36,0	0,37	30	0,1	0,06	30	78,0	0,03	24	39,0	FAZENDA PITANGA
32,11	33	0,1	17,39	29	0,1	1,21	29	0,1	0,39	33	0,5	0,05	35	36,0	0,31	34	0,5	0,11	36	92,0	0,01	28	45,0	FAZENDA MÃE RAINHA
19,19	27	0,1	-0,72	23	62,0	-0,07	21	61,0	0,02	28	47,0	0,05	30	36,0	0,10	29	18,0	0,02	31	60,0	0,14	22	9,0	EST LUZ DE SÃO JOÃO
34,45	34	0,1	21,51	30	0,1	1,36	29	0,1	0,48	33	0,1	0,13	35	15,0	0,35	35	0,1	0,05	36	74,0	0,00	28	51,0	FAZENDA MÃE RAINHA
26,74	26	0,1	13,05	22	0,1	0,14	24	32,0	0,31	27	1,0	0,28	28	1,0	0,31	28	0,5	-0,08	29	14,0	-0,01	21	55,0	FAZENDA DOS PINHEIROS
21,05	25	0,1	4,47	21	6,0	0,80	19	0,5	0,19	25	7,0	0,38	27	0,5	0,21	27	3,0	-0,05		25,0	0,04		35,0	PECUÁRIA SANTA GIULIA
25,54	34	0,1	10,97	29	0,1	1,71	28	0,1	0,40	33	0,1	0,27	34	2,0	0,32	35	0,5	0,09	35	86,0	0,05	29	31,0	ESTÂNCIA DO SOSSEGO
29,05	30	0,1	16,65	26	0,1	1,96	26	0,1	0,45	31	0,1	0,09	33	25,0	0,30	33	0,5	0,10	34	89,0	-0,03	26	62,0	FAZENDA MÃE RAINHA
26,83	24	0,1	13,46	19	0,1	0,38	19	9,0	0,14	24	15,0	0,09	26	23,0	0,12	26	14,0	0,02	27	60,0	0,08	19	21,0	AGROPECUÁRIA RINCÃO
30,94	27	0,1	0,53		44,0	-0,10	24	66,0	-0,06	28	71,0	-0,05	29	68,0	-0,07	29	75,0	0,24	30	99,0	-0,12	22	88,0	AGROPECUÁRIA WACHHOLZ
21,47	27	0,1	8,62	24	0,5	0,74	24	0,5	0,24	27	3,0	-0,04	29	64,0	0,21	29	3,0	0,05	29	71,0	0,02	23	41,0	AGROPECUÁRIA MONTECRISTO
32,38	31	0,1	24,46	27	0,1	0,34	26	12,0	-0,02	32	58,0	0,07	34	29,0	0,10	32	19,0	-0,08	34	15,0	0,02	26	44,0	ESTÂNCIA AURORA
19,21	24	0,1	3,80	20	9,0	0,79	19	0,5	0,09	24	25,0	0,20	27	6,0	0,13	26	13,0	0,04		67,0	0,01		45,0	PECUÁRIA SANTA GIULIA
23,94	28	0,1	4,81	23	5,0	0,64	24	1,0	0,23	28	4,0	0,36	30	0,5	0,14	29	10,0	0,22	31	99,0	0,01	23	48,0	FAZENDA SÃO PEDRO
24,14	31	0,1	13,47	28	0,1	0,54	28	3,0	0,36	31	0,5	0,00	32	50,0	0,31	32	0,5	0,08	33	84,0	0,03	26	40,0	CABANHA VACACAÍ
28,61	33	0,1	19,29	29	0,1	1,10	29	0,1	0,58	33	0,1	0,08	35	26,0	0,46	34	0,1	0,08	35	83,0	-0,01	28	54,0	FAZENDA DO ENGENHO
29,09	35	0,1	17,60	31	0,1	1,68	30	0,1	0,57	34	0,1	0,05	35	36,0	0,55	35	0,1	0,12	36	93,0	0,01	30	47,0	ESTÂNCIA CARCÁVIO
22,30	27	0,1	10,55	24	0,1	0,94	23	0,1	0,33	28	1,0	0,30	30	1,0	0,23	30	2,0	0,08	31	85,0	-0,02	23	59,0	AGROPECUÁRIA SERENO
19,82	26	0,1	7,22	23	1,0	1,20	23	0,1	0,20	26	6,0	0,24	28	3,0	0,21	28	3,0	-0,12	29	6,0	0,19	21	3,0	FAZENDA SINUELO
27,30	35	0,1	15,72	31	0,1	1,46	30	0,1	0,43	34	0,1	0,08	35	26,0	0,38	35	0,1	0,23	36	99,0	-0,04	30	66,0	ESTÂNCIA CARCÁVIO
22,75	30	0,1	12,20	26	0,1	0,87	26	0,5	0,51	31	0,1	0,14	33	13,0	0,38	33	0,1	0,10	34	90,0	0,06	26	27,0	FAZENDA MÃE RAINHA
19,14	27	0,1	7,53	24	0,5	0,56	24	3,0	0,22	27	5,0	-0,07	28	74,0	0,19	29	4,0	0,04	29	69,0	0,00	23	52,0	AGROPECUÁRIA MONTECRISTO
23,08	34	0,1	9,78	28	0,1	0,53	28	3,0	0,37	33	0,5	0,44	35	0,1	0,31	34	0,5	-0,02	36	40,0	0,16	28	6,0	AGROPECUÁRIA SERENO
19,07	25	0,1	8,22	20	0,5	0,39	21	9,0	0,21	26	5,0	0,08	28	27,0	0,15	28	9,0	-0,17	29	1,0	0,20	21	3,0	MARCO DO PAMPA
17,88	21	0,1	4,79	18	5,0	0,12	17	35,0	0,20	21	7,0	0,17	22	9,0	0,24	23	2,0	-0,01	23	45,0	0,01	16	48,0	FAZENDA RECRIA
25,82	35	0,1	15,06	31	0,1	1,52	30	0,1	0,47	34	0,1	0,04	35	39,0	0,48	35	0,1	0,16	36	97,0	0,11	30	14,0	ESTÂNCIA CARCÁVIO
20,16	31	0,1	9,11	27	0,1	0,72	27	1,0	0,23	32	4,0	0,31	34	1,0	0,08	31	26,0	0,10	35	90,0	-0,11	26	87,0	FAZENDA SANTA TEREZA
19,86	31	0,1	10,09	26	0,1	0,88	25	0,5	0,27	31	2,0	0,27	33	2,0	0,19	32	5,0	0,07	34	82,0	-0,11	25	86,0	ESTÂNCIA RIO NEGRO
19,54	33	0,1	10,84	30	0,1	0,54	29	3,0	0,17	34	10,0	0,14	36	13,0	0,11	33	18,0	0,05	35	74,0	0,03	27	39,0	ESTÂNCIA AURORA
19,10	30	0,1	9,45	26	0,1	0,29	26	16,0	0,27	30	2,0	0,10	32	22,0	0,27	32	1,0	0,23	33	99,0	-0,03	25	63,0	FAZENDA MÃE RAINHA
18,08	30	0,1	6,83	26	1,0	0,86	25	0,5	0,25	31	3,0	0,17	33	9,0	0,20	32	4,0	0,12	33	93,0	0,06	25	30,0	EST LUZ DE SÃO JOÃO

BRAFORD TOUROS JOVENS ORDENADOS PELO PESO À DESMAMA - TOP 0,1%

Reg	Nome	Nasc.	G. Sangue	Livro	Pai	IQG	%	Peso ao Nascer			Peso à Desmama Materno			Peso à Desmama Direto			Total Materno	
								DEP	AC	%	DEPm	AC	%	DEPd	AC	%	DEP	%
n418902	MAE RAINHA Z98	2020		CCG	GUASUNCHOS 3125 BULON EXPERTO	3,6	0,1	1,24	31	99,0	-0,29	15	55,0	11,79	32	0,1	5,60	1,0
n391016	BELVISTA E266	2020		CCG	BELVISTA 38-4928 KING	2,9	0,5	1,07		99,0	0,82	16	35,0	11,66	30	0,1	6,65	0,5
n392422	SANTA TEREZA P4276	2020		CCG	SANTA TEREZA 38-M3152	3,3	0,1	0,78	20	95,0	-0,19	10	53,0	11,62	22	0,1	5,63	1,0
n387669	SANTA PRENDA Z107	2020		CCG	GUASUNCHOS 3125 BULON EXPERTO	3,7	0,1	1,31	30	99,0	1,21	13	28,0	11,61	32	0,1	7,01	0,5
n392500	SANTA TEREZA P4174	2020		CCG	SAO LUIZ 38-C361 DA PEDRO SURREAUX CINAMOMO	3,4	0,1	1,45	29	99,0	2,05	19	16,0	11,48	33	0,1	7,79	0,1
n383707	SÃO PEDRO E143	2020		CCG	BELVISTA 38-4492	1,0	17,0	0,12	24	59,0	-4,00	14	97,0	11,46	28	0,1	1,73	24,0
n393798	CERRO VERDE 0730	2020		CCG	SAO BENTO 38-Q134 SULINO	4,2	0,1	0,07	29	55,0	0,96	16	32,0	11,45	30	0,1	6,68	0,5
n389594	SÃO FERNANDO F525	2020		CCG	RMSFBOSÃOGERONIMO19/20	1,5	6,0	0,03	26	51,0	-2,74	11	90,0	11,45	28	0,1	2,98	11,0
n381022	ESTÂNCIA AURORA A20249	2020		CCG	CAMILA 38-R22 RUMO	3,8	0,1	0,39	30	79,0	-0,15	14	53,0	11,41	32	0,1	5,56	1,0
n386199	PITANGA F030	2020		CCG	MAE RAINHA 38-TE569 MAESTRO	2,6	1,0	0,27	30	70,0	-0,77	17	64,0	11,33	32	0,1	4,90	2,0
405607	SERENO 38-20003	2020	38	CCG	SERENO 38-17045	3,8	0,1	-0,85	28	3,0	2,72	15	10,0	11,30	31	0,1	8,37	0,1
n389490	SÃO FERNANDO F279	2020		CCG	RMSFBOSÃOGERONIMO19/20	1,5	6,0	0,20	27	65,0	-0,64	10	62,0	11,19	28	0,1	4,95	2,0
n381031	ESTÂNCIA AURORA A20259	2020		CCG	CAMILA 38-R22 RUMO	2,9	0,5	0,86	31	96,0	-0,77	14	64,0	11,04	32	0,1	4,75	3,0
410791	ESTÂNCIA AURORA 38-FIVA20051 CURUPY	2020	38	CCG	GUASUNCHOS 3125 BULON EXPERTO	3,6	0,1	0,79		95,0	-0,38	16	57,0	11,03	35	0,1	5,14	2,0
n390423	MARCO DO PAMPA K83	2020		CCG	SANTA TEREZA 38-H2134 MARQUÊS	2,4	1,0	1,43	26	99,0	-1,12	15	70,0	11,01	28	0,1	4,38	4,0
n401322	RIO NEGRO 0076	2020		CCG	SAO BENTO 38-PI35 FRONTERO	2,1	2,0	1,07	28	99,0	0,30	16	44,0	11,01	30	0,1	5,81	1,0
n380819	ESTÂNCIA AURORA A20401	2020		CCG	ESTÂNCIA AURORA 38-A2393	2,5	1,0	0,24	27	68,0	-0,39	13	57,0	10,96	31	0,1	5,09	2,0
n387673	SANTA PRENDA Z117	2020		CCG	GUASUNCHOS 3125 BULON EXPERTO	4,3	0,1	1,11	30	99,0	1,33	15	26,0	10,90	32	0,1	6,78	0,5
n381087	ESTÂNCIA AURORA A20419	2020		CCG	ESTÂNCIA AURORA 38-A7087	4,6	0,1	0,04	26	52,0	1,81	16	19,0	10,88	31	0,1	7,24	0,5
389027	AGROPECUÁRIA PLÁTANO 38-TE505 MALBEC	2020	38	CCG	GUASUNCHOS 3125 BULON EXPERTO	3,4	0,1	0,53	30	86,0	-0,48	15	59,0	10,85	32	0,1	4,95	2,0
n387583	AGROPECUÁRIA PLÁTANO 179	2020		CCG	TRES ARROYOS 38-TE7005 PINHAO DA PLATANO	2,6	0,5	0,60	20	89,0	1,79	13	19,0	10,84	21	0,1	7,22	0,5
390059	CARCAVIO 38-6652	2020	38	CCG	GUASUNCHOS 3125 BULON EXPERTO	4,3	0,1	0,25	28	69,0	1,16	13	29,0	10,83	33	0,1	6,57	0,5
n391174	BELVISTA E500	2020		CCG	RM2019-RM1	2,7	0,5	0,72		93,0	-0,93	14	67,0	10,83	31	0,1	4,48	3,0
n388090	DO BOLSO U071	2020		CCG	CARCAVIO 38-2086	1,7	4,0	0,38	29	78,0	-4,60	20	99,0	10,82	31	0,1	0,81	38,0
n399199	GIULIA 1018	2020		CCG	RM1 SG2019	0,8	22,0	0,97	20	98,0	-4,15	9	98,0	10,81	23	0,1	1,25	31,0
n389966	CARCAVIO 6757	2020		CCG	CARCAVIO 38-5054	2,1	2,0	1,52	21	99,0	-0,73	13	63,0	10,69	28	0,1	4,62	3,0
410790	ESTÂNCIA AURORA 38-FIVA20035 CABURÉ	2020	38	CCG	GUASUNCHOS 3125 BULON EXPERTO	4,6	0,1	0,55		87,0	1,76	16	20,0	10,55	36	0,1	7,03	0,5
n418901	MAE RAINHA Z97	2020		CCG	CUYANO HUINKA SHAKA D1450 KACHAPÊ	2,5	1,0	0,89	33	97,0	-1,93	25	82,0	10,55	35	0,1	3,35	9,0

Peso ao Sobreano			Ganho Pós-Desmama			Perímetro Escrotal ao Sobreano			Musculatura			Estatura			Estrutura Corporal			Umbigo / Prepúcio			Pigmentação Ocular			Propriedade
DEP	AC	%	DEP	AC	%	DEP	AC	%	DEP	AC	%	DEP	AC	%	DEP	AC	%	DEP	AC	%	DEP	AC	%	
20,37	32	0,1	9,90	29	0,1	1,22	29	0,1	0,51	32	0,1	0,16	34	10,0	0,46	34	0,1	0,10	35	90,0	0,14	27	9,0	FAZENDA MÃE RAINHA
16,19	30	0,5	5,22	25	3,0	1,23	26	0,1	0,16	30	12,0	0,08	32	27,0	0,27	32	1,0	0,13	33	95,0	0,06	25	28,0	ESTÂNCIA BELA VISTA
21,42	23	0,1	11,68	18	0,1	0,45	20	6,0	0,48	24	0,1	0,24	26	3,0	0,16	24	8,0	-0,10	27	9,0	0,04	18	35,0	FAZENDA SANTA TEREZA
21,58	32	0,1	11,51	29	0,1	1,00	27	0,1	0,26	33	2,0	0,07	34	28,0	0,28	34	1,0	0,02	35	60,0	-0,04	28	64,0	FAZENDA SANTA PRENDA
21,39	33	0,1	11,32	29	0,1	0,60	28	2,0	0,25	34	3,0	0,26	36	2,0	0,20	32	4,0	0,01	36	53,0	-0,02	29	57,0	FAZENDA SANTA TEREZA
17,20	27	0,1	5,07	22	4,0	-0,59	21	98,0	0,11	27	21,0	0,25	29	2,0	0,11	29	18,0	0,05	30	73,0	0,05	22	33,0	FAZENDA SÃO PEDRO
22,67	30	0,1	14,23	27	0,1	1,32	27	0,1	0,38	31	0,5	0,07	33	28,0	0,30	32	0,5	-0,04	33	31,0	-0,10	26	84,0	FAZENDA CERRO VERDE
17,83	28	0,1	7,12	25	1,0	0,36	22	11,0	-0,06	29	70,0	0,29	30	1,0	-0,03	30	65,0	-0,09	31	13,0	-0,05	23	69,0	CABANHA SÃO FERNANDO
25,24	33	0,1	19,35	29	0,1	0,60	27	2,0	0,02	33	46,0	0,03	35	40,0	0,07	34	27,0	0,05	35	74,0	0,09	27	20,0	ESTÂNCIA AURORA
15,79	32	0,5	6,18	29	2,0	0,53	27	3,0	0,32	32	1,0	0,03	33	40,0	0,19	33	4,0	0,03	34	62,0	0,13	27	11,0	FAZENDA PITANGA
24,53	31	0,1	16,06	26	0,1	0,43	27	7,0	0,22	31	5,0	0,34	32	0,5	0,28	32	1,0	0,21	33	99,0	-0,14	25	92,0	AGROPECUÁRIA SERENO
15,46	29	0,5	4,15	25	8,0	0,47	22	5,0	-0,07	29	72,0	0,31	31	1,0	0,04	30	38,0	-0,23	32	0,5	-0,18	23	96,0	CABANHA SÃO FERNANDO
22,86	32	0,1	16,07	29	0,1	-0,30	27	86,0	0,13	33	17,0	0,10	35	21,0	0,12	33	15,0	0,10	35	88,0	0,05	27	31,0	ESTÂNCIA AURORA
21,32	35	0,1	13,30	31	0,1	1,10	30	0,1	0,24	34	3,0	-0,04	36	64,0	0,16	34	8,0	0,04	36	69,0	0,08	29	23,0	ESTÂNCIA AURORA
17,78	28	0,1	8,41	25	0,5	0,28	26	17,0	0,29	29	1,0	0,18	31	8,0	0,09	30	22,0	0,22	32	99,0	0,16	24	6,0	MARCO DO PAMPA
14,52	30	0,5	4,15	26	8,0	0,63	26	1,0	0,21	30	6,0	0,26	32	2,0	0,30	32	0,5	0,09	33	86,0	0,00	25	52,0	ESTÂNCIA RIO NEGRO
18,34	32	0,1	10,67	27	0,1	0,18	24	28,0	0,08	32	27,0	0,12	34	18,0	0,11	31	17,0	0,12	33	93,0	0,15	25	7,0	ESTÂNCIA AURORA
23,01	32	0,1	14,41	28	0,1	1,01		0,1	0,43	32	0,1	0,00	33	50,0	0,31	33	0,5	0,03	34	66,0	-0,09	28	82,0	FAZENDA SANTA PRENDA
27,32	31	0,1	22,62	27	0,1	0,81	26	0,5	0,17	32	10,0	0,11	34	20,0	0,09	32	21,0	0,07	34	80,0	0,06	26	27,0	ESTÂNCIA AURORA
19,68	31	0,1	9,41	27	0,1	1,14	25	0,1	0,53	28	0,1	0,17	29	9,0	0,47	30	0,1	0,23	30	99,0	0,09	26	20,0	AGROPECUÁRIA PLATANO
15,23	20	0,5	5,11	15	4,0	0,60	14	2,0	0,29	18	1,0	0,23	19	3,0	0,28	21	1,0	0,13	20	95,0	0,05	16	32,0	AGROPECUÁRIA PLATANO
21,01	33	0,1	12,65	30	0,1	1,51	29	0,1	0,58	33	0,1	-0,07	35	73,0	0,51	35	0,1	-0,01	36	45,0	0,13	28	10,0	ESTÂNCIA CARCÁVIO
18,47	31	0,1	9,38	26	0,1	0,50	26	4,0	0,19	31	7,0	0,04	33	39,0	0,12	33	14,0	0,07	34	82,0	0,12	26	12,0	ESTÂNCIA BELA VISTA
17,65	30	0,1	8,39	26	0,5	0,43	27	7,0	0,16	30	11,0	0,17	32	8,0	0,31	32	0,5	-0,03	33	36,0	-0,06	25	72,0	ESTÂNCIA DO BOLSO
12,57	24	1,0	-0,11	20	53,0	0,59	19	2,0	0,07	24	31,0	0,25	26	2,0	0,11	26	18,0	-0,04		31,0	0,00		49,0	PECUÁRIA SANTA GIULIA
11,74	29	1,0	0,24	25	48,0	0,99	24	0,1	0,50	30	0,1	0,18	32	8,0	0,48	31	0,1	0,18	33	99,0	0,10	23	18,0	ESTÂNCIA CARCÁVIO
24,70	35	0,1	18,12	31	0,1	1,04	31	0,1	0,32	34	1,0	0,00	36	51,0	0,25	35	1,0	0,06	36	75,0	0,07	29	27,0	ESTÂNCIA AURORA
15,33	36	0,5	6,15	32	2,0	1,39	31	0,1	0,23	36	4,0	0,13	37	15,0	0,17	37	6,0	0,07	38	80,0	-0,03	31	63,0	FAZENDA MÃE RAINHA

BRAFORD TOUROS JOVENS ORDENADOS PELO PESO AO SOBREANO - TOP 0,1

Reg	Nome	Nasc.	G. Sangue	Livro	Pai	IQG	%	Peso ao Nascer			Peso à Desmama Materno			Peso à Desmama Direto			Total Materno	
								DEP	AC	%	DEPm	AC	%	DEPd	AC	%	DEP	%
386800	MÃE RAINHA 38-Z74 MAGNO EXPERTO	2020	38	CCG	GUASUNCHOS 3125 BULON EXPERTO	5,9	0,1	0,50	31	85,0	1,22	14	28,0	17,09	33	0,1	9,77	0,1
n381095	ESTÂNCIA AURORA A20451	2020		CCG	ESTÂNCIA AURORA 38-A7087	4,6	0,1	0,18	26	63,0	0,08	17	48,0	14,54	31	0,1	7,35	0,5
386709	MÃE RAINHA 38-Z62 RAULITO MAESTRO	2020	38	CCG	MAE RAINHA 38-TES69 MAESTRO	5,3	0,1	0,84	31	96,0	0,34	18	43,0	17,91	33	0,1	9,29	0,1
n393367	WACHHOLZ 746	2020		CCG	BELVISTA 38-4178	1,9	3,0	0,16	23	62,0	-2,90	14	92,0	14,94	27	0,1	4,57	3,0
n380758	ESTÂNCIA AURORA A20243	2020		CCG	ESTÂNCIA AURORA 38-A2403	3,7	0,1	0,30		73,0	-2,24		86,0	19,73		0,1	7,62	0,1
395341	CARCAVIO 38-TE101 EXPERTO 3807 MAGNO	2020	38	CCG	GUASUNCHOS 3125 BULON EXPERTO	5,5	0,1	0,58		88,0	1,50	16	24,0	13,92	35	0,1	8,46	0,1
n386791	MAE RAINHA Z88	2020		CCG	MAE RAINHA 38-TES72 TAURA MAGNO TE	4,8	0,1	0,73	28	93,0	-3,11	17	93,0	15,73	30	0,1	4,75	3,0
391848	G.S.M. 38-0351	2020	38	CCG	MAE RAINHA 38-TES69 MAESTRO	5,3	0,1	0,56	30	88,0	1,31	18	26,0	13,93	32	0,1	8,27	0,1
n381087	ESTÂNCIA AURORA A20419	2020		CCG	ESTÂNCIA AURORA 38-A7087	4,6	0,1	0,04	26	52,0	1,81	16	19,0	10,88	31	0,1	7,24	0,5
n395339	CARCAVIO TE95 EXPERTO 3807 MAGNO	2020		CCG	GUASUNCHOS 3125 BULON EXPERTO	4,9	0,1	0,62		90,0	1,50	16	24,0	13,38	35	0,1	8,19	0,1
n383145	E06 DO RINCÃO	2020		CCG	BELVISTA 38-3838 DOBLE	3,2	0,1	1,30	20	99,0	-3,30	15	94,0	15,68	25	0,1	4,54	3,0
n397176	SAO BENTO X259	2020		CCG	SAO BENTO 38-U063	3,8	0,1	0,96	24	98,0	-0,65	13	62,0	19,35	27	0,1	9,03	0,1
n402068	CAPANÉ 608	2020		CCG	BELVISTA 38-4308	3,5	0,1	1,28		99,0	-1,17	12	71,0	16,93	26	0,1	7,29	0,5
n386104	PITANGA 38-F021	2020	38	CCG	MAE RAINHA 38-TES69 MAESTRO	4,3	0,1	0,98	26	98,0	-1,38	16	74,0	18,73	27	0,1	7,99	0,1
n395348	CARCAVIO TE77 EXPERTO 3807 MAGNO	2020		CCG	GUASUNCHOS 3125 BULON EXPERTO	4,9	0,1	0,57		88,0	1,72	16	20,0	12,40	35	0,1	7,92	0,1
411001	PAMPIANO DO SOSSEGO 38-TER15	2020	38	CCG	GUASUNCHOS 3125 BULON EXPERTO	4,4	0,1	0,82	32	95,0	0,87	16	34,0	16,10	35	0,1	8,92	0,1
n381022	ESTÂNCIA AURORA A20249	2020		CCG	CAMILA 38-R22 RUMO	3,8	0,1	0,39	30	79,0	-0,15	14	53,0	11,41	32	0,1	5,56	1,0
410790	ESTÂNCIA AURORA 38-FIVA20035 CABURÉ	2020	38	CCG	GUASUNCHOS 3125 BULON EXPERTO	4,6	0,1	0,55		87,0	1,76	16	20,0	10,55	36	0,1	7,03	0,5
405607	SERENO 38-20003	2020	38	CCG	SERENO 38-17045	3,8	0,1	-0,85	28	3,0	2,72	15	10,0	11,30	31	0,1	8,37	0,1
387974	RS 38-J26 JUAREZ	2020	38	CCG	MAE RAINHA 38-TES69 MAESTRO	3,9	0,1	0,80		95,0	-0,08	17	51,0	14,09	31	0,1	6,97	0,5
383734	SÃO PEDRO 38-E76	2020	38	CCG	BELVISTA 38-4492	2,5	1,0	0,32	24	74,0	-1,30	14	73,0	14,13	27	0,1	5,76	1,0
393315	SERENO 38-TE20071	2020	38	CCG	SERENO 38-TE16045 MANECO	2,6	0,5	1,32	30	99,0	-2,61	16	89,0	12,78	33	0,1	3,78	6,0
n380744	ESTÂNCIA AURORA A20421	2020		CCG	ESTÂNCIA AURORA 38-FIVA7189	3,8	0,1	-0,18	26	34,0	1,88	16	18,0	10,32	28	0,5	7,04	0,5
n387673	SANTA PRENDA Z117	2020		CCG	GUASUNCHOS 3125 BULON EXPERTO	4,3	0,1	1,11	30	99,0	1,33	15	26,0	10,90	32	0,1	6,78	0,5
n381031	ESTÂNCIA AURORA A20259	2020		CCG	CAMILA 38-R22 RUMO	2,9	0,5	0,86	31	96,0	-0,77	14	64,0	11,04	32	0,1	4,75	3,0
n386796	MAE RAINHA Z93	2020		CCG	MAE RAINHA 38-TES72 TAURA MAGNO TE	3,9	0,1	0,67	28	91,0	0,03	17	49,0	13,13	30	0,1	6,59	0,5
n393798	CERRO VERDE 0730	2020		CCG	SAO BENTO 38-Q134 SULINO	4,2	0,1	0,07	29	55,0	0,96	16	32,0	11,45	30	0,1	6,68	0,5
376776	SERENO 38-20125	2020	38	CCG	SERENO 38-TE17138 MOLINO	3,3	0,1	0,78	25	95,0	-0,56	15	60,0	13,50	27	0,1	6,19	1,0
n387669	SANTA PRENDA Z107	2020		CCG	GUASUNCHOS 3125 BULON EXPERTO	3,7	0,1	1,31	30	99,0	1,21	13	28,0	11,61	32	0,1	7,01	0,5
418425	SERENO 38-TE20085	2020	38	CCG	SERENO 38-TE16045 MANECO	3,1	0,5	0,31	30	73,0	1,87	17	18,0	9,71	33	0,5	6,73	0,5
n391326	MONTECRISTO 2003	2020		CCG	MAE RAINHA 38-TES69 MAESTRO	3,3	0,1	0,74	27	94,0	-0,54	15	60,0	14,74	28	0,1	6,83	0,5
n392422	SANTA TEREZA P4276	2020		CCG	SANTA TEREZA 38-M3152	3,3	0,1	0,78	20	95,0	-0,19	10	53,0	11,62	22	0,1	5,63	1,0

Peso ao Sobreano			Ganho Pós-Desmama			Perímetro Escrotal ao Sobreano			Musculatura			Estatura			Estrutura Corporal			Umbigo / Prepúcio			Pigmentação Ocular			Propriedade
DEP	AC	%	DEP	AC	%	DEP	AC	%	DEP	AC	%	DEP	AC	%	DEP	AC	%	DEP	AC	%	DEP	AC	%	
34,45	34	0,1	21,51	30	0,1	1,36	29	0,1	0,48	33	0,1	0,13	35	15,0	0,35	35	0,1	0,05	36	74,0	0,00	28	51,0	FAZENDA MÃE RAINHA
32,38	31	0,1	24,46	27	0,1	0,34	26	12,0	-0,02	32	58,0	0,07	34	29,0	0,10	32	19,0	-0,08	34	15,0	0,02	26	44,0	ESTÂNCIA AURORA
32,11	33	0,1	17,39	29	0,1	1,21	29	0,1	0,39	33	0,5	0,05	35	36,0	0,31	34	0,5	0,11	36	92,0	0,01	28	45,0	FAZENDA MÃE RAINHA
30,94	27	0,1	0,53		44,0	-0,10	24	66,0	-0,06	28	71,0	-0,05	29	68,0	-0,07	29	75,0	0,24	30	99,0	-0,12	22	88,0	AGROPECUÁRIA WACHHOLZ
29,24	30	0,1	12,38	24	0,1	-0,07	25	62,0	0,26	29	3,0	0,04	32	40,0	0,10	28	20,0	0,09	34	87,0	0,04	24	34,0	ESTÂNCIA AURORA
29,09	35	0,1	17,60	31	0,1	1,68	30	0,1	0,57	34	0,1	0,05	35	36,0	0,55	35	0,1	0,12	36	93,0	0,01	30	47,0	ESTÂNCIA CARCÁVIO
29,05	30	0,1	16,65	26	0,1	1,96	26	0,1	0,45	31	0,1	0,09	33	25,0	0,30	33	0,5	0,10	34	89,0	-0,03	26	62,0	FAZENDA MÃE RAINHA
28,61	33	0,1	19,29	29	0,1	1,10	29	0,1	0,58	33	0,1	0,08	35	26,0	0,46	34	0,1	0,08	35	83,0	-0,01	28	54,0	FAZENDA DO ENGENHO
27,32	31	0,1	22,62	27	0,1	0,81	26	0,5	0,17	32	10,0	0,11	34	20,0	0,09	32	21,0	0,07	34	80,0	0,06	26	27,0	ESTÂNCIA AURORA
27,30	35	0,1	15,72	31	0,1	1,46	30	0,1	0,43	34	0,1	0,08	35	26,0	0,38	35	0,1	0,23	36	99,0	-0,04	30	66,0	ESTÂNCIA CARCÁVIO
26,83	24	0,1	13,46	19	0,1	0,38	19	9,0	0,14	24	15,0	0,09	26	23,0	0,12	26	14,0	0,02	27	60,0	0,08	19	21,0	AGROPECUÁRIA RINCÃO
26,78	27	0,1	7,83	23	0,5	1,02	22	0,1	0,25	27	3,0	0,22	28	4,0	0,25	28	1,0	0,08	29	85,0	0,08	21	24,0	ESTÂNCIA SÃO BENTO
26,74	26	0,1	13,05	22	0,1	0,14	24	32,0	0,31	27	1,0	0,28	28	1,0	0,31	28	0,5	-0,08	29	14,0	-0,01	21	55,0	FAZENDA DOS PINHEIROS
26,65	27	0,1	7,73	25	0,5	1,52	25	0,1	0,48	28	0,1	0,05	29	36,0	0,37	30	0,1	0,06	30	78,0	0,03	24	39,0	FAZENDA PITANGA
25,82	35	0,1	15,06	31	0,1	1,52	30	0,1	0,47	34	0,1	0,04	35	39,0	0,48	35	0,1	0,16	36	97,0	0,11	30	14,0	ESTÂNCIA CARCÁVIO
25,54	34	0,1	10,97	29	0,1	1,71	28	0,1	0,40	33	0,1	0,27	34	2,0	0,32	35	0,5	0,09	35	86,0	0,05	29	31,0	ESTÂNCIA DO SOSSEGO
25,24	33	0,1	19,35	29	0,1	0,60	27	2,0	0,02	33	46,0	0,03	35	40,0	0,07	34	27,0	0,05	35	74,0	0,09	27	20,0	ESTÂNCIA AURORA
24,70	35	0,1	18,12	31	0,1	1,04	31	0,1	0,32	34	1,0	0,00	36	51,0	0,25	35	1,0	0,06	36	75,0	0,07	29	27,0	ESTÂNCIA AURORA
24,53	31	0,1	16,06	26	0,1	0,43	27	7,0	0,22	31	5,0	0,34	32	0,5	0,28	32	1,0	0,21	33	99,0	-0,14	25	92,0	AGROPECUÁRIA SERENO
24,14	31	0,1	13,47	28	0,1	0,54	28	3,0	0,36	31	0,5	0,00	32	50,0	0,31	32	0,5	0,08	33	84,0	0,03	26	40,0	CABANHA VACACÁI
23,94	28	0,1	4,81	23	5,0	0,64	24	1,0	0,23	28	4,0	0,36	30	0,5	0,14	29	10,0	0,22	31	99,0	0,01	23	48,0	FAZENDA SÃO PEDRO
23,08	34	0,1	9,78	28	0,1	0,53	28	3,0	0,37	33	0,5	0,44	35	0,1	0,31	34	0,5	-0,02	36	40,0	0,16	28	6,0	AGROPECUARIA SERENO
23,03	29	0,1	16,97	26	0,1	0,43	26	7,0	0,17	30	11,0	0,06	32	32,0	0,15	31	9,0	0,06	33	77,0	0,07	24	26,0	ESTÂNCIA AURORA
23,01	32	0,1	14,41	28	0,1	1,01		0,1	0,43	32	0,1	0,00	33	50,0	0,31	33	0,5	0,03	34	66,0	-0,09	28	82,0	FAZENDA SANTA PRENDA
22,86	32	0,1	16,07	29	0,1	-0,30	27	86,0	0,13	33	17,0	0,10	35	21,0	0,12	33	15,0	0,10	35	88,0	0,05	27	31,0	ESTÂNCIA AURORA
22,75	30	0,1	12,20	26	0,1	0,87	26	0,5	0,51	31	0,1	0,14	33	13,0	0,38	33	0,1	0,10	34	90,0	0,06	26	27,0	FAZENDA MAE RAINHA
22,67	30	0,1	14,23	27	0,1	1,32	27	0,1	0,38	31	0,5	0,07	33	28,0	0,30	32	0,5	-0,04	33	31,0	-0,10	26	84,0	FAZENDA CERRO VERDE
22,30	27	0,1	10,55	24	0,1	0,94	23	0,1	0,33	28	1,0	0,30	30	1,0	0,23	30	2,0	0,08	31	85,0	-0,02	23	59,0	AGROPECUÁRIA SERENO
21,58	32	0,1	11,51	29	0,1	1,00	27	0,1	0,26	33	2,0	0,07	34	28,0	0,28	34	1,0	0,02	35	60,0	-0,04	28	64,0	FAZENDA SANTA PRENDA
21,54	33	0,1	13,02	28	0,1	0,44	27	7,0	0,20	32	7,0	0,37	34	0,5	0,17	34	6,0	0,21	35	99,0	0,17	27	5,0	AGROPECUÁRIA SERENO
21,47	27	0,1	8,62	24	0,5	0,74	24	0,5	0,24	27	3,0	-0,04	29	64,0	0,21	29	3,0	0,05	29	71,0	0,02	23	41,0	AGROPECUÁRIA MONTECRISTO
21,42	23	0,1	11,68	18	0,1	0,45	20	6,0	0,48	24	0,1	0,24	26	3,0	0,16	24	8,0	-0,10	27	9,0	0,04	18	35,0	FAZENDA SANTA TEREZA

BRAFORD TOUROS JOVENS ORDENADOS PELO PESO AO SOBREANO - TOP 0,1

Reg	Nome	Nasc.	G. Sangue	Livro	Pai	IQG	%	Peso ao Nascer			Peso à Desmama Materno			Peso à Desmama Direto			Total Materno	
								DEP	AC	%	DEPm	AC	%	DEPd	AC	%	DEP	%
n392394	SANTA TEREZA P4138	2020		CCG	CAMILA 38-S65 SENHOR	3,4	0,1	1,54	29	99,0	-0,25	12	55,0	10,38	32	0,5	4,94	2,0
n392500	SANTA TEREZA P4174	2020		CCG	SAO LUIZ 38-C361 DA PEDRO SURREAUX CINAMOMO	3,4	0,1	1,45	29	99,0	2,05	19	16,0	11,48	33	0,1	7,79	0,1
410791	ESTÂNCIA AURORA 38-FIVA20051 CURUPY	2020	38	CCG	GUASUNCHOS 3125 BULON EXPERTO	3,6	0,1	0,79		95,0	-0,38	16	57,0	11,03	35	0,1	5,14	2,0
n381005	ESTÂNCIA AURORA A20229	2020		CCG	CAMILA 38-R22 RUMO	2,7	0,5	0,34	29	75,0	-1,78	14	80,0	9,21	30	0,5	2,82	13,0
n399198	GIULIA 1017	2020		CCG	RMI SG2019	2,1	2,0	1,19	21	99,0	-3,98	9	97,0	16,21	24	0,1	4,12	5,0
390059	CARCAVIO 38-6652	2020	38	CCG	GUASUNCHOS 3125 BULON EXPERTO	4,3	0,1	0,25	28	69,0	1,16	13	29,0	10,83	33	0,1	6,57	0,5
n418432	SERENO TE20079	2020		CCG	SERENO 38-TE16045 MANECO	2,8	0,5	-0,12	30	39,0	2,13	17	15,0	8,88	33	0,5	6,57	0,5
n395337	CARCAVIO TE91 EXPERTO 3807 MAGNO TE	2020		CCG	GUASUNCHOS 3125 BULON EXPERTO	4,1	0,1	0,65		91,0	1,85	16	19,0	10,51	35	0,5	7,10	0,5
n418902	MAE RAINHA Z98	2020		CCG	GUASUNCHOS 3125 BULON EXPERTO	3,6	0,1	1,24	31	99,0	-0,29	15	55,0	11,79	32	0,1	5,60	1,0
n392496	SANTA TEREZA P4156	2020		CCG	PITANGUEIRA 38-L140 CAPATAZ	2,6	0,5	1,41	29	99,0	-1,42	16	75,0	12,37	31	0,1	4,77	2,0
n402036	RIO NEGRO 38-0064	2020	38	CCG	LOSGURISES 2051 ZENITH KICHAN	2,3	1,0	1,22	29	99,0	-4,76	12	99,0	12,10	30	0,1	1,29	30,0
418743	SERENO 38-TE20761	2020	38	CCG	SERENO 38-TE16045 MANECO	2,6	0,5	0,19	31	65,0	1,87	17	18,0	9,21	33	0,5	6,47	0,5
n401960	SINUELO 747	2020		CCG	SINUELO 38-363	3,1	0,5	0,40	24	79,0	0,27	13	45,0	13,40	26	0,1	6,97	0,5
389027	AGROPECUÁRIA PLÁTANO 38-TE505 MALBEC	2020	38	CCG	GUASUNCHOS 3125 BULON EXPERTO	3,4	0,1	0,53	30	86,0	-0,48	15	59,0	10,85	32	0,1	4,95	2,0
n381024	ESTÂNCIA AURORA A20251	2020		CCG	CAMILA 38-R22 RUMO	2,8	0,5	0,32	29	74,0	-0,93	13	67,0	8,08	32	1,0	3,11	10,0
n380872	ESTÂNCIA AURORA A20471	2020		CCG	PITANGUEIRA 38-I214 (BITREM)	3,1	0,5	0,44	30	81,0	0,63	24	38,0	11,97	33	0,1	6,61	0,5
406103	SERENO 38-TE20007	2020	38	CCG	SERENO 38-TE16019 SAMURAI	3,0	0,5	0,35		76,0	0,77		35,0	9,05		0,5	5,30	1,0
n383144	E05 DO RINCÃO	2020		CCG	BELVISTA 38-3838 DOBLE	2,5	1,0	0,65	20	91,0	-0,68	15	63,0	9,29	25	0,5	3,97	5,0
n398692	GIULIA 1022	2020		CCG	RMI SG2019	1,8	4,0	0,97	20	98,0	-4,49	9	98,0	14,42	23	0,1	2,72	13,0
n391547	LUZ DE SAO JOAO 2548	2020		CCG	RM204LSL2020	1,6	6,0	1,42	25	99,0	-2,80	11	91,0	17,32	27	0,1	5,85	1,0
366840	G.S.M. 38-0334	2020	38	CCG	MAE RAINHA 38-TE569 MAESTRO	3,4	0,1	-0,01	28	48,0	0,03	18	49,0	10,23	30	0,5	5,14	2,0
n391328	MONTECRISTO 2005	2020		CCG	MAE RAINHA 38-TE569 MAESTRO	2,8	0,5	0,59	27	89,0	-0,77	14	64,0	12,79	27	0,1	5,62	1,0
n386760	MAE RAINHA Z75	2020		CCG	MAE RAINHA 38-TE567 MILIONARIO KACHAPE	2,6	1,0	1,73	27	99,0	-2,03	17	83,0	11,96	30	0,1	3,95	5,0
n390425	MARCO DO PAMPA K86	2020		CCG	MARCO DO PAMPA 38-H11	2,3	1,0	1,08	24	99,0	-3,11	12	93,0	12,67	25	0,1	3,23	9,0
n383148	E09 DO RINCÃO	2020		CCG	BELVISTA 38-3838 DOBLE	2,6	1,0	0,67	20	92,0	-0,85	16	65,0	9,17	25	0,5	3,74	6,0
n388925	PAMPIANO DO SOSSEGO 38-FIVR103	2020	38	CCG	GUASUNCHOS 3125 BULON EXPERTO	3,1	0,1	0,77	32	94,0	0,02	17	49,0	9,42	35	0,5	4,73	3,0
n386797	MAE RAINHA Z94	2020		CCG	MAE RAINHA 38-TE572 TAURA MAGNO TE	3,1	0,5	0,46	29	83,0	-0,70	17	63,0	9,76	30	0,5	4,18	4,0
n387672	SANTA PRENDA Z116	2020		CCG	GUASUNCHOS 3125 BULON EXPERTO	3,3	0,1	1,07	31	99,0	-0,27	15	55,0	10,19	34	0,5	4,83	2,0
388119	SAO BENTO 38-TEX026	2020	38	CCG	GUASUNCHOS 3125 BULON EXPERTO	3,1	0,1	0,16		62,0	-2,39	16	87,0	7,07	34	2,0	1,14	33,0
418729	SERENO 38-TE20111	2020	38	CCG	SERENO 38-TE16045 MANECO	2,3	1,0	1,04	30	98,0	-1,29	16	73,0	8,32	33	1,0	2,87	12,0
418767	SERENO 38-TE20712	2020	38	CCG	SERENO 38-TE16019 SAMURAI	3,2	0,1	-0,42	32	18,0	2,69	17	10,0	8,94	35	0,5	7,16	0,5
418725	SERENO 38-TE20097	2020	38	CCG	SERENO 38-TE16045 MANECO	2,6	0,5	0,00	30	48,0	2,54	17	11,0	7,27	33	2,0	6,17	1,0

Peso ao Sobreano			Ganho Pós-Desmama			Perímetro Escrotal ao Sobreano			Musculatura			Estatura			Estrutura Corporal			Umbigo / Prepúcio			Pigmentação Ocular			Propriedade
DEP	AC	%	DEP	AC	%	DEP	AC	%	DEP	AC	%	DEP	AC	%	DEP	AC	%	DEP	AC	%	DEP	AC	%	
21,41	32	0,1	13,73	28	0,1	0,98	27	0,1	0,43	32	0,1	0,37	34	0,5	0,20	32	4,0	0,07	35	79,0	0,10	27	18,0	FAZENDA SANTA TEREZA
21,39	33	0,1	11,32	29	0,1	0,60	28	2,0	0,25	34	3,0	0,26	36	2,0	0,20	32	4,0	0,01	36	53,0	-0,02	29	57,0	FAZENDA SANTA TEREZA
21,32	35	0,1	13,30	31	0,1	1,10	30	0,1	0,24	34	3,0	-0,04	36	64,0	0,16	34	8,0	0,04	36	69,0	0,08	29	23,0	ESTÂNCIA AURORA
21,19	30	0,1	16,39	27	0,1	-0,22	27	79,0	0,19	31	7,0	0,09	33	24,0	0,08	32	24,0	0,10	33	90,0	0,09	25	20,0	ESTÂNCIA AURORA
21,05	25	0,1	4,47	21	6,0	0,80	19	0,5	0,19	25	7,0	0,38	27	0,5	0,21	27	3,0	-0,05		25,0	0,04		35,0	PECUÁRIA SANTA GIULIA
21,01	33	0,1	12,65	30	0,1	1,51	29	0,1	0,58	33	0,1	-0,07	35	73,0	0,51	35	0,1	-0,01	36	45,0	0,13	28	10,0	ESTÂNCIA CARCÁVIO
20,82	33	0,1	13,32	28	0,1	0,03	27	47,0	0,29	32	1,0	0,49	34	0,1	0,25	34	1,0	0,17	35	99,0	0,20	27	3,0	AGROPECUÁRIA SERENO
20,56	35	0,1	10,02	31	0,1	1,62	30	0,1	0,47	34	0,1	-0,07	35	71,0	0,47	35	0,1	0,26	36	99,0	0,03	30	37,0	ESTÂNCIA CARCÁVIO
20,37	32	0,1	9,90	29	0,1	1,22	29	0,1	0,51	32	0,1	0,16	34	10,0	0,46	34	0,1	0,10	35	90,0	0,14	27	9,0	FAZENDA MÃE RAINHA
20,16	31	0,1	9,11	27	0,1	0,72	27	1,0	0,23	32	4,0	0,31	34	1,0	0,08	31	26,0	0,10	35	90,0	-0,11	26	87,0	FAZENDA SANTA TEREZA
19,86	31	0,1	10,09	26	0,1	0,88	25	0,5	0,27	31	2,0	0,27	33	2,0	0,19	32	5,0	0,07	34	82,0	-0,11	25	86,0	ESTÂNCIA RIO NEGRO
19,83	34	0,1	11,23	29	0,1	0,10	29	38,0	0,31	33	1,0	0,50	35	0,1	0,27	34	1,0	0,44	36	99,0	0,21	28	2,0	AGROPECUÁRIA SERENO
19,82	26	0,1	7,22	23	1,0	1,20	23	0,1	0,20	26	6,0	0,24	28	3,0	0,21	28	3,0	-0,12	29	6,0	0,19	21	3,0	FAZENDA SINUELO
19,68	31	0,1	9,41	27	0,1	1,14	25	0,1	0,53	28	0,1	0,17	29	9,0	0,47	30	0,1	0,23	30	99,0	0,09	26	20,0	AGROPECUÁRIA PLATANO
19,64	32	0,1	16,44	29	0,1	0,29	27	17,0	0,08	33	28,0	0,05	35	36,0	0,08	34	25,0	0,09	35	87,0	0,13	27	11,0	ESTÂNCIA AURORA
19,54	33	0,1	10,84	30	0,1	0,54	29	3,0	0,17	34	10,0	0,14	36	13,0	0,11	33	18,0	0,05	35	74,0	0,03	27	39,0	ESTÂNCIA AURORA
19,52	31	0,1	10,02	25	0,1	0,95	27	0,1	0,31	30	1,0	0,25	32	2,0	0,35	30	0,1	0,17	34	98,0	0,26	26	1,0	AGROPECUÁRIA SERENO
19,38	24	0,1	12,81	19	0,1	0,16	19	30,0	-0,02	24	59,0	0,02	26	44,0	0,07	26	29,0	0,04	27	68,0	0,03	19	39,0	AGROPECUÁRIA RINCÃO
19,21	24	0,1	3,80	20	9,0	0,79	19	0,5	0,09	24	25,0	0,20	27	6,0	0,13	26	13,0	0,04		67,0	0,01		45,0	PECUÁRIA SANTA GIULIA
19,19	27	0,1	-0,72	23	62,0	-0,07	21	61,0	0,02	28	47,0	0,05	30	36,0	0,10	29	18,0	0,02	31	60,0	0,14	22	9,0	EST LUZ DE SÃO JOÃO
19,16	30	0,1	11,19	27	0,1	0,88	25	0,5	0,40	29	0,5	0,06	30	34,0	0,28	31	1,0	0,10	31	88,0	0,00	26	50,0	FAZENDA DO ENGENHO
19,14	27	0,1	7,53	24	0,5	0,56	24	3,0	0,22	27	5,0	-0,07	28	74,0	0,19	29	4,0	0,04	29	69,0	0,00	23	52,0	AGROPECUÁRIA MONTECRISTO
19,10	30	0,1	9,45	26	0,1	0,29	26	16,0	0,27	30	2,0	0,10	32	22,0	0,27	32	1,0	0,23	33	99,0	-0,03	25	63,0	FAZENDA MÃE RAINHA
19,07	25	0,1	8,22	20	0,5	0,39	21	9,0	0,21	26	5,0	0,08	28	27,0	0,15	28	9,0	-0,17	29	1,0	0,20	21	3,0	MARCO DO PAMPA
18,98	24	0,1	12,50	19	0,1	0,18	19	28,0	0,12	24	20,0	-0,06	26	71,0	0,10	26	20,0	0,10	27	89,0	-0,03	19	60,0	AGROPECUÁRIA RINCÃO
18,97	33	0,1	11,18	29	0,1	0,65	27	1,0	0,29	31	1,0	-0,02	32	57,0	0,25	33	1,0	0,08	32	84,0	0,16	29	7,0	ESTÂNCIA DO SOSSEGO
18,90	31	0,1	11,37	27	0,1	0,82	26	0,5	0,36	32	0,5	0,14	33	14,0	0,26	33	1,0	0,14	34	96,0	0,05	26	33,0	FAZENDA MÃE RAINHA
18,81	34	0,1	10,18	31	0,1	1,05	29	0,1	0,37	34	0,5	0,04	35	40,0	0,22	35	2,0	0,10	36	88,0	-0,05	29	67,0	FAZENDA SANTA PRENDA
18,78	34	0,1	15,41	30	0,1	0,99	29	0,1	0,37	33	0,5	-0,06	35	70,0	0,19	35	4,0	0,08	36	85,0	0,09	29	20,0	ESTÂNCIA SÃO BENTO
18,77	34	0,1	11,70	28	0,1	0,63	27	1,0	0,28	32	2,0	0,49	34	0,1	0,19	34	5,0	-0,11	35	8,0	0,05	27	33,0	AGROPECUÁRIA SERENO
18,76	34	0,1	11,11	29	0,1	1,22	28	0,1	0,15	34	14,0	0,39	35	0,1	0,14	35	11,0	-0,06	36	21,0	0,03	29	40,0	AGROPECUÁRIA SERENO
18,69	33	0,1	12,73	28	0,1	0,02	27	48,0	0,16	32	12,0	0,38	34	0,5	0,13	34	13,0	0,24	35	99,0	0,25	27	1,0	AGROPECUÁRIA SERENO

BRAFORD TOUROS JOVENS ORDENADOS PELO PESO AO SOBREANO - TOP 0,1

Reg	Nome	Nasc.	G. Sangue	Livro	Pai	IQG	%	Peso ao Nascer			Peso à Desmama Materno			Peso à Desmama Direto			Total Materno	
								DEP	AC	%	DEPm	AC	%	DEPd	AC	%	DEP	%
418728	SERENO 38-TE20105	2020	38	CCG	SERENO 38-TE16045 MANECO	2,2	1,0	0,81	30	95,0	-1,70	16	79,0	9,28	33	0,5	2,94	12,0
n381049	ESTÂNCIA AURORA A20281	2020		CCG	ESTÂNCIA AURORA 38-A7087	3,0	0,5	-0,36	26	21,0	0,60	17	38,0	5,87	29	4,0	3,54	7,0
n387456	PEDRA GRANDE 0223	2020		CCG	RMSARANDI2020	2,3	1,0	0,57	28	88,0	-1,41	12	75,0	9,20	29	0,5	3,19	10,0
n391174	BELVISTA E500	2020		CCG	RM2019-RMI	2,7	0,5	0,72		93,0	-0,93	14	67,0	10,83	31	0,1	4,48	3,0
n383147	E08 DO RINCÃO	2020		CCG	BELVISTA 38-3838 DOBLE	2,2	1,0	0,96	20	98,0	-1,20	16	72,0	9,63	25	0,5	3,61	7,0
n380857	ESTÂNCIA AURORA A20463	2020		CCG	ESTÂNCIA AURORA 38-FIVA7189	3,0	0,5	0,24	28	68,0	1,00	18	31,0	8,44	31	1,0	5,22	2,0
n393368	WACHHOLZ 748	2020		CCG	BELVISTA 38-4178	2,7	0,5	0,15	24	62,0	-1,13	14	70,0	9,41	26	0,5	3,57	7,0
n380819	ESTÂNCIA AURORA A20401	2020		CCG	ESTÂNCIA AURORA 38-A2393	2,5	1,0	0,24	27	68,0	-0,39	13	57,0	10,96	31	0,1	5,09	2,0
n387674	SANTA PRENDA Z118	2020		CCG	GUASUNCHOS 3125 BULON EXPERTO	3,7	0,1	1,56	31	99,0	0,78	14	35,0	10,23	33	0,5	5,90	1,0
n383149	EIO DO RINCÃO	2020		CCG	BELVISTA 38-3838 DOBLE	2,4	1,0	0,94	20	97,0	-2,73	16	90,0	10,04	25	0,5	2,29	18,0
n391553	LUZ DE SAO JOAO 2556	2020		CCG	SANTA ANA 38-K1149	3,2	0,1	0,82	28	95,0	2,80	17	9,0	11,92	30	0,1	8,76	0,1
n383298	RECRIA 10	2020		CCG	RMRECRIA38-7008	2,1	2,0	1,25		99,0	-0,87	10	66,0	12,58	22	0,1	5,42	1,0
n391101	BELVISTA E378	2020		CCG	ARROCERO 5815 GENERAL VEDIA	2,1	2,0	0,15		61,0	-2,36	12	87,0	9,43	32	0,5	2,35	17,0
n389594	SÃO FERNANDO F525	2020		CCG	RMSFBOSÃOGERONIMO19/20	1,5	6,0	0,03	26	51,0	-2,74	11	90,0	11,45	28	0,1	2,98	11,0
n391030	BELVISTA E288	2020		CCG	ARROCERO 5815 GENERAL VEDIA	2,5	1,0	0,38		78,0	-1,06	13	69,0	9,22	32	0,5	3,55	7,0
n390423	MARCO DO PAMPA K83	2020		CCG	SANTA TEREZA 38-H2134 MARQUÊS	2,4	1,0	1,43	26	99,0	-1,12	15	70,0	11,01	28	0,1	4,38	4,0
n399079	AGROPECUÁRIA PLÁTANO TE189	2020		CCG	GUASUNCHOS 3125 BULON EXPERTO	3,3	0,1	0,56	29	87,0	0,01	15	50,0	9,13	31	0,5	4,57	3,0
388118	SAO BENTO 38-TEX013	2020	38	CCG	GUASUNCHOS 3125 BULON EXPERTO	2,6	0,5	0,51		85,0	-3,19	16	94,0	8,64	34	1,0	1,13	33,0
n390898	BELVISTA E110	2020		CCG	GUASUNCHOS 3125 BULON EXPERTO	3,3	0,1	1,04		98,0	1,01	16	31,0	9,98	34	0,5	6,00	1,0
n388090	DO BOLSO U071	2020		CCG	CARCAVIO 38-2086	1,7	4,0	0,38	29	78,0	-4,60	20	99,0	10,82	31	0,1	0,81	38,0
n393792	CERRO VERDE 0714	2020		CCG	SAO BENTO 38-Q134 SULINO	3,2	0,1	0,31	27	73,0	3,09	14	7,0	9,19	28	0,5	7,68	0,1
n395342	CARCAVIO TE103 EXPERTO 3807 MAGNO	2020		CCG	GUASUNCHOS 3125 BULON EXPERTO	3,5	0,1	0,46		83,0	2,49	16	12,0	8,05	35	1,0	6,51	0,5
n390955	BELVISTA E182	2020		CCG	GUASUNCHOS 3125 BULON EXPERTO	3,1	0,1	0,86		96,0	-0,22	13	54,0	9,01	32	0,5	4,28	4,0
n381800	SANTA PRENDA Z067	2020		CCG	SANTA PRENDA 38-V134	2,0	2,0	0,36	28	77,0	-4,40	16	98,0	10,09	31	0,5	0,65	40,0
n381047	ESTÂNCIA AURORA A20277	2020		CCG	CAMILA 38-R22 RUMO	2,4	1,0	0,33	30	75,0	-1,24	14	72,0	7,09	32	2,0	2,31	17,0
n387433	PEDRA GRANDE 0094	2020		CCG	PEDRA GRANDE 38-3435	2,8	0,5	2,09	28	99,0	-1,53	14	77,0	10,21	29	0,5	3,57	7,0
n383707	SÃO PEDRO E143	2020		CCG	BELVISTA 38-4492	1,0	17,0	0,12	24	59,0	-4,00	14	97,0	11,46	28	0,1	1,73	24,0
n388294	SANTA GERTRUDES 38-2133	2020	38	CCG	GUASUNCHOS 3125 BULON EXPERTO	3,2	0,1	0,44		82,0	-1,50	13	76,0	8,45	32	1,0	2,72	13,0
388300	PAMPIANO DO SOSSEGO 38-TER36	2020	38	CCG	GUASUNCHOS 3125 BULON EXPERTO	3,5	0,1	0,72	32	93,0	2,39	16	13,0	9,87	35	0,5	7,32	0,5
383092	RS 38-TEJ06 JOPLIN	2020	38	CCG	GUASUNCHOS 3125 BULON EXPERTO	2,9	0,5	0,60		89,0	-0,40	15	57,0	10,48	33	0,5	4,84	2,0
n389957	CARCAVIO 6740	2020		CCG	GUASUNCHOS 3125 BULON EXPERTO	3,1	0,5	1,16	28	99,0	-0,72	14	63,0	9,25	32	0,5	3,91	5,0
391859	G.S.M. 38-0367	2020	38	CCG	MAE RAINHA 38-TES69 MAESTRO	2,8	0,5	0,74	30	94,0	-0,74	18	64,0	8,73	32	1,0	3,62	7,0

Peso ao Sobreano			Ganho Pós-Desmama			Perímetro Escrotal ao Sobreano			Musculatura			Estatura			Estrutura Corporal			Umbigo / Prepúcio			Pigmentação Ocular			Propriedade
DEP	AC	%	DEP	AC	%	DEP	AC	%	DEP	AC	%	DEP	AC	%	DEP	AC	%	DEP	AC	%	DEP	AC	%	
18,66	33	0,1	9,93	28	0,1	0,73	27	1,0	0,28	32	2,0	0,46	34	0,1	0,27	34	1,0	0,04	35	68,0	0,13	27	11,0	AGROPECUÁRIA SERENO
18,65	29	0,1	17,86	26	0,1	0,24	26	21,0	0,11	31	21,0	0,04	33	38,0	0,08	31	24,0	0,12	33	93,0	-0,01	24	55,0	ESTÂNCIA AURORA
18,60	30	0,1	10,70	25	0,1	-0,27	23	84,0	0,29	30	1,0	0,07	32	31,0	0,27	32	1,0	0,03	33	63,0	0,15	24	7,0	SARANDI
18,47	31	0,1	9,38	26	0,1	0,50	26	4,0	0,19	31	7,0	0,04	33	39,0	0,12	33	14,0	0,07	34	82,0	0,12	26	12,0	ESTÂNCIA BELA VISTA
18,40	24	0,1	10,72	19	0,1	-0,11	19	66,0	0,10	24	24,0	0,04	26	37,0	0,06	26	31,0	0,00	27	48,0	0,07	19	25,0	AGROPECUÁRIA RINCÃO
18,39	31	0,1	14,72	28	0,1	0,08	28	41,0	0,18	32	9,0	0,07	33	30,0	0,12	32	15,0	0,08	34	85,0	0,04	26	34,0	ESTÂNCIA AURORA
18,35	27	0,1	12,16	24	0,1	0,86	24	0,5	0,15	28	14,0	0,18	30	7,0	0,12	29	15,0	0,03	31	65,0	-0,15	22	93,0	AGROPECUÁRIA WACHHOLZ
18,34	32	0,1	10,67	27	0,1	0,18	24	28,0	0,08	32	27,0	0,12	34	18,0	0,11	31	17,0	0,12	33	93,0	0,15	25	7,0	ESTÂNCIA AURORA
18,20	33	0,1	9,43	29	0,1	1,57	29	0,1	0,36	33	0,5	0,01	34	49,0	0,29	34	0,5	0,00	35	47,0	-0,05	28	70,0	FAZENDA SANTA PRENDA
18,10	24	0,1	9,95	19	0,1	0,80	19	0,5	0,13	24	16,0	0,09	26	23,0	0,11	26	18,0	-0,06	27	20,0	0,05	19	31,0	AGROPECUÁRIA RINCÃO
18,08	30	0,1	6,83	26	1,0	0,86	25	0,5	0,25	31	3,0	0,17	33	9,0	0,20	32	4,0	0,12	33	93,0	0,06	25	30,0	EST LUZ DE SÃO JOÃO
17,88	21	0,1	4,79	18	5,0	0,12	17	35,0	0,20	21	7,0	0,17	22	9,0	0,24	23	2,0	-0,01	23	45,0	0,01	16	48,0	FAZENDA RECRIA
17,83	31	0,1	10,84	26	0,1	0,13	25	34,0	0,12	32	18,0	0,07	34	30,0	0,11	33	18,0	0,07	35	79,0	0,14	27	10,0	ESTÂNCIA BELA VISTA
17,83	28	0,1	7,12	25	1,0	0,36	22	11,0	-0,06	29	70,0	0,29	30	1,0	-0,03	30	65,0	-0,09	31	13,0	-0,05	23	69,0	CABANHA SÃO FERNANDO
17,80	32	0,1	10,67	27	0,1	0,42	26	7,0	0,16	32	11,0	0,11	34	20,0	0,26	33	1,0	0,07	35	82,0	0,08	27	22,0	ESTÂNCIA BELA VISTA
17,78	28	0,1	8,41	25	0,5	0,28	26	17,0	0,29	29	1,0	0,18	31	8,0	0,09	30	22,0	0,22	32	99,0	0,16	24	6,0	MARCO DO PAMPA
17,78	29	0,1	9,47	26	0,1	1,42	24	0,1	0,39	27	0,5	0,14	28	13,0	0,37	29	0,1	0,38	28	99,0	0,08	24	22,0	AGROPECUÁRIA PLATANO
17,70	34	0,1	10,83	30	0,1	0,92	29	0,1	0,36	33	0,5	-0,07	35	73,0	0,14	35	11,0	0,19	36	99,0	0,11	29	14,0	ESTÂNCIA SÃO BENTO
17,67	34	0,1	8,48	31	0,5	1,14	30	0,1	0,35	34	0,5	0,04	36	37,0	0,32	36	0,5	-0,02	37	38,0	-0,06	30	71,0	ESTÂNCIA BELA VISTA
17,65	30	0,1	8,39	26	0,5	0,43	27	7,0	0,16	30	11,0	0,17	32	8,0	0,31	32	0,5	-0,03	33	36,0	-0,06	25	72,0	ESTÂNCIA DO BOLSO
17,49	29	0,1	9,27	26	0,1	0,39	26	9,0	0,25	29	3,0	0,06	31	32,0	0,33	31	0,5	0,19	32	99,0	0,06	24	30,0	FAZENDA CERRO VERDE
17,47	35	0,1	9,47	31	0,1	1,25	30	0,1	0,34	34	0,5	0,04	35	37,0	0,43	35	0,1	0,12	36	94,0	-0,04	30	67,0	ESTÂNCIA CARCÁVIO
17,30	32	0,1	9,14	29	0,1	1,24	28	0,1	0,29	33	1,0	0,00	35	50,0	0,27	34	1,0	-0,06	36	21,0	-0,07	28	75,0	ESTÂNCIA BELA VISTA
17,27	32	0,1	9,38	27	0,1	0,70	25	1,0	0,16	32	12,0	0,11	34	19,0	0,23	33	2,0	-0,02	34	39,0	0,02	26	42,0	FAZENDA SANTA PRENDA
17,25	32	0,1	14,65	29	0,1	0,04	26	46,0	0,12	33	19,0	0,03	35	41,0	0,03	32	40,0	0,11	34	91,0	0,05	26	31,0	ESTÂNCIA AURORA
17,24	30	0,1	8,68	26	0,5	1,04	24	0,1	0,33	31	1,0	0,11	33	18,0	0,20	32	3,0	0,30	34	99,0	0,27	25	1,0	SARANDI
17,20	27	0,1	5,07	22	4,0	-0,59	21	98,0	0,11	27	21,0	0,25	29	2,0	0,11	29	18,0	0,05	30	73,0	0,05	22	33,0	FAZENDA SÃO PEDRO
17,14	32	0,1	10,15	29	0,1	1,18	27	0,1	0,55	32	0,1	-0,06	34	68,0	0,41	34	0,1	0,19	35	99,0	0,19	27	4,0	ESTÂNCIA SANTA GERTRUDES
17,14	34	0,1	9,31	30	0,1	0,87	29	0,5	0,36	32	0,5	-0,03	34	62,0	0,35	34	0,1	0,08	34	83,0	0,02	29	42,0	ESTÂNCIA DO SOSSEGO
17,09	32	0,1	6,93	28	1,0	1,05	27	0,1	0,28	30	1,0	-0,02	31	57,0	0,31	32	0,5	0,13	32	95,0	0,04	27	35,0	CABANHA VACACÁÍ
17,01	33	0,1	8,24	30	0,5	1,08	29	0,1	0,45	33	0,1	0,00	35	52,0	0,30	35	0,5	0,19	36	99,0	0,07	28	26,0	ESTÂNCIA CARCÁVIO
16,99	31	0,1	11,76	28	0,1	0,58	29	2,0	0,30	32	1,0	0,13	33	16,0	0,17	33	6,0	0,06	34	79,0	0,07	27	26,0	FAZENDA DO ENGENHO

BRAFORD TOUROS JOVENS ORDENADOS PELO PESO AO SOBREANO - TOP 0,1

Reg	Nome	Nasc.	G. Sangue	Livro	Pai	IQG	%	Peso ao Nascer			Peso à Desmama Materno			Peso à Desmama Direto			Total Materno	
								DEP	AC	%	DEPm	AC	%	DEPd	AC	%	DEP	%
391840	G.S.M. 38-0340	2020	38	CCG	MAE RAINHA 38- TES69 MAESTRO	2,5	1,0	0,82	29	96,0	-1,36	17	74,0	10,23	30	0,5	30	0,5
n380756	ESTÂNCIA AURORA A20219	2020		CCG	ESTÂNCIA AURORA 38-FIVA7189	2,8	0,5	0,06	27	54,0	3,20	18	6,0	7,69	31	1,0	31	1,0
n399074	AGROPECUÁRIA PLÁTANO TEI85	2020		CCG	GUASUNCHOS 3125 BULON EXPERTO	3,1	0,1	0,51	29	85,0	0,19	15	46,0	8,39	31	1,0	31	1,0
n386704	MÃE RAINHA Z51 RAULITO EXPERTO	2020		CCG	GUASUNCHOS 3125 BULON EXPERTO	3,5	0,1	0,82	30	96,0	1,03	15	31,0	7,49	32	1,0	32	1,0
391873	G.S.M. 38-0385	2020	38	CCG	MAE RAINHA 38- TES69 MAESTRO	3,6	0,1	0,79	30	95,0	2,43	19	12,0	8,23	32	1,0	32	1,0
n381011	ESTÂNCIA AURORA A20235	2020		CCG	CAMILA 38-R22 RUMO	2,2	1,0	0,02	27	51,0	-0,15	13	53,0	6,96	27	2,0	27	2,0
402669	SAO BENTO 38-TEX017	2020	38	CCG	GUASUNCHOS 3125 BULON EXPERTO	2,4	1,0	0,78	28	95,0	-3,29	16	94,0	8,56	34	1,0	34	1,0
n391161	BELVISTA E476	2020		CCG	RM2019-RM4	1,5	6,0	0,36		77,0	-2,52	13	89,0	7,32	30	2,0	30	2,0
n393794	CERRO VERDE 0723	2020		CCG	SAO BENTO 38-Q134 SULINO	3,1	0,5	0,03	29	51,0	-0,85	16	66,0	8,98	30	0,5	30	0,5
n401953	SINUELO 699	2020		CCG	BALBEC MAT NE 5025 RDM8999	2,0	2,0	1,12	16	99,0	-0,94	10	67,0	9,92	18	0,5	18	0,5
n387774	SAO BENTO X011	2020		CCG	SAO BENTO 38-R238	2,1	2,0	0,10	23	57,0	-2,52	15	88,0	6,25	27	4,0	27	4,0
n381082	ESTÂNCIA AURORA A20399	2020		CCG	CAMILA 38-R22 RUMO	2,7	0,5	0,36	29	77,0	1,06	14	30,0	6,87	32	2,0	32	2,0
n392411	SANTA TEREZA P4236	2020		CCG	SANTA TEREZA 38-M3152	2,7	0,5	0,55	23	87,0	0,17	13	46,0	9,76	27	0,5	27	0,5
n418737	SERENO TE20737	2020		CCG	SBV 38-TEI5015 MONTARÁ	2,8	0,5	-0,30	29	25,0	0,46	16	41,0	9,52	33	0,5	33	0,5
n389866	CARCAVIO 6577	2020		CCG	GUASUNCHOS 3125 BULON EXPERTO	2,5	1,0	0,49	29	84,0	-0,81	14	65,0	8,54	33	1,0	33	1,0
411498	SAO BENTO 38-TEX043	2020	38	CCG	GUASUNCHOS 3125 BULON EXPERTO	2,8	0,5	0,59	29	89,0	-0,80	15	65,0	7,52	34	1,0	34	1,0

Peso ao Sobreano			Ganho Pós-Desmama			Perímetro Escrotal ao Sobreano			Musculatura			Estatura			Estrutura Corporal			Umbigo / Prepúcio			Pigmentação Ocular			Propriedade
DEP	AC	%	DEP	AC	%	DEP	AC	%	DEP	AC	%	DEP	AC	%	DEP	AC	%	DEP	AC	%	DEP	AC	%	
16,95	31	0,1	8,57	28	0,5	0,36	28	11,0	0,26	31	2,0	0,00	33	51,0	0,27	33	1,0	0,10	34	89,0	0,03	26	39,0	FAZENDA DO ENGENHO
16,82	32	0,1	13,77	28	0,1	-0,33	28	88,0	0,04	33	39,0	0,07	35	31,0	0,01	32	49,0	0,00	34	51,0	0,07	25	26,0	ESTÂNCIA AURORA
16,81	29	0,1	9,20	26	0,1	1,21	24	0,1	0,43	27	0,1	0,12	28	18,0	0,42	29	0,1	0,05	28	74,0	0,08	24	22,0	AGROPECUÁRIA PLATANO
16,79	32	0,1	9,99	29	0,1	1,53	28	0,1	0,41	31	0,1	0,01	33	49,0	0,36	33	0,1	0,06	34	76,0	0,12	27	12,0	FAZENDA MÃE RAINHA
16,74	32	0,1	11,79	29	0,1	1,23	29	0,1	0,34	32	0,5	0,12	34	16,0	0,35	34	0,1	0,10	35	90,0	-0,02	28	60,0	FAZENDA DO ENGENHO
16,66	28	0,1	13,17	26	0,1	-0,37	25	91,0	0,06	30	35,0	-0,01	32	54,0	0,08	31	24,0	-0,09	33	11,0	0,14	24	9,0	ESTÂNCIA AURORA
16,61	34	0,1	9,28	30	0,1	1,08	29	0,1	0,28	33	2,0	-0,07	35	72,0	0,26	35	1,0	0,08	36	85,0	-0,04	29	66,0	ESTÂNCIA SÃO BENTO
16,54	31	0,1	7,84	25	0,5	-0,13	26	69,0	0,16	32	12,0	0,07	34	29,0	0,07	33	27,0	-0,20	35	0,5	0,06	26	28,0	ESTÂNCIA BELA VISTA
16,52	30	0,1	8,69	27	0,5	1,53	27	0,1	0,31	30	1,0	0,04	32	38,0	0,26	32	1,0	0,15	33	97,0	-0,13	25	89,0	FAZENDA CERRO VERDE
16,46	17	0,1	6,48	15	1,0	0,26	15	19,0	0,12	17	20,0	0,13	18	15,0	0,08	19	23,0	0,05	19	74,0	0,03	12	37,0	FAZENDA SINUELO
16,45	28	0,1	14,31	24	0,1	0,01	23	51,0	0,20	29	6,0	-0,06	31	68,0	0,16	30	8,0	0,09	31	86,0	0,17	23	5,0	ESTÂNCIA SÃO BENTO
16,43	32	0,1	14,66	29	0,1	0,00	27	52,0	0,11	33	20,0	0,07	35	29,0	0,09	32	22,0	0,12	34	94,0	0,07	26	26,0	ESTÂNCIA AURORA
16,35	28	0,1	7,77	24	0,5	0,74	25	0,5	0,58	29	0,1	0,44	32	0,1	0,18	27	6,0	-0,22	33	0,5	-0,02	22	57,0	FAZENDA SANTA TEREZA
16,34	33	0,1	7,86	28	0,5	0,61	28	2,0	0,57	32	0,1	0,34	34	0,5	0,45	33	0,1	0,39	35	99,0	0,02	27	42,0	AGROPECUÁRIA SERENO
16,31	33	0,1	8,48	30	0,5	0,87	29	0,5	0,22	33	5,0	0,12	35	18,0	0,36	35	0,1	0,17	36	98,0	0,18	28	4,0	ESTÂNCIA CARCÁVIO
16,30	33	0,1	10,06	29	0,1	0,96	29	0,1	0,34	32	0,5	-0,04	34	65,0	0,30	34	0,5	0,13	35	94,0	0,06	28	28,0	ESTÂNCIA SÃO BENTO

BRAFORD TOUROS JOVENS LÍDERES ORDENANDOS PELO PERÍMETRO ESCROTAL AO SOBREANO - TOP 0,1%

Reg	Nome	Nasc.	G. Sangue	Livro	Pai	IQG	%	Peso ao Nascer			Peso à Desmama Materno			Peso à Desmama Direto			Total Materno	
								DEP	AC	%	DEPm	AC	%	DEPd	AC	%	DEP	%
n386791	MAE RAINHA Z88	2020		CCG	MAE RAINHA 38-TES72 TAURA MAGNO TE	4,8	0,1	0,73	28	93,0	-3,11	17	93,0	15,73	30	0,1	4,75	3,0
n392401	SANTA TEREZA P4182	2020		CCG	BELVISTA 38-2922 APOGEU	2,9	0,5	0,97	27	98,0	2,20	18	15,0	6,81	31	2,0	5,60	1,0
411001	PAMPIANO DO SOSSEGO 38-TER15	2020	38	CCG	GUASUNCHOS 3125 BULON EXPERTO	4,4	0,1	0,82	32	95,0	0,87	16	34,0	16,10	35	0,1	8,92	0,1
395341	CARCAVIO 38-TE101 EXPERTO 3807 MAGNO	2020	38	CCG	GUASUNCHOS 3125 BULON EXPERTO	5,5	0,1	0,58		88,0	1,50	16	24,0	13,92	35	0,1	8,46	0,1
n395337	CARCAVIO TE91 EXPERTO 3807 MAGNO TE	2020		CCG	GUASUNCHOS 3125 BULON EXPERTO	4,1	0,1	0,65		91,0	1,85	16	19,0	10,51	35	0,5	7,10	0,5
n387674	SANTA PRENDA Z118	2020		CCG	GUASUNCHOS 3125 BULON EXPERTO	3,7	0,1	1,56	31	99,0	0,78	14	35,0	10,23	33	0,5	5,90	1,0
n406287	CAPANÉ 645	2020		CCG	BELVISTA 38-2922 APOGEU	2,1	2,0	0,80		95,0	0,54	17	39,0	7,00	28	2,0	4,05	5,0
n393794	CERRO VERDE 0723	2020		CCG	SAO BENTO 38-Q134 SULINO	3,1	0,5	0,03	29	51,0	-0,85	16	66,0	8,98	30	0,5	3,64	7,0
n386704	MÃE RAINHA Z51 RAULITO EXPERTO	2020		CCG	GUASUNCHOS 3125 BULON EXPERTO	3,5	0,1	0,82	30	96,0	1,03	15	31,0	7,49	32	1,0	4,78	2,0
n386104	PITANGA 38-F021	2020	38	CCG	MAE RAINHA 38-TES69 MAESTRO	4,3	0,1	0,98	26	98,0	-1,38	16	74,0	18,73	27	0,1	7,99	0,1
n395348	CARCAVIO TE77 EXPERTO 3807 MAGNO	2020		CCG	GUASUNCHOS 3125 BULON EXPERTO	4,9	0,1	0,57		88,0	1,72	16	20,0	12,40	35	0,1	7,92	0,1
390059	CARCAVIO 38-6652	2020	38	CCG	GUASUNCHOS 3125 BULON EXPERTO	4,3	0,1	0,25	28	69,0	1,16	13	29,0	10,83	33	0,1	6,57	0,5
n395339	CARCAVIO TE95 EXPERTO 3807 MAGNO	2020		CCG	GUASUNCHOS 3125 BULON EXPERTO	4,9	0,1	0,62		90,0	1,50	16	24,0	13,38	35	0,1	8,19	0,1
n388302	PAMPIANO DO SOSSEGO 38-F1VR75	2020	38	CCG	GUASUNCHOS 3125 BULON EXPERTO	2,4	1,0	0,64	32	91,0	1,70	16	21,0	4,56	34	10,0	3,98	5,0
n399079	AGROPECUÁRIA PLÁTANO TE189	2020		CCG	GUASUNCHOS 3125 BULON EXPERTO	3,3	0,1	0,56	29	87,0	0,01	15	50,0	9,13	31	0,5	4,57	3,0
n395351	CARCAVIO TE83 EXPERTO 2820 MAGNO	2020		CCG	GUASUNCHOS 3125 BULON EXPERTO	3,0	0,5	0,44		82,0	2,24	15	14,0	6,10	34	4,0	5,29	1,0
n401945	SINUELO 723	2020		CCG	GUASUNCHOS 3125 BULON EXPERTO	2,1	2,0	1,27	29	99,0	0,72	14	36,0	5,12	31	7,0	3,28	9,0
n418901	MAE RAINHA Z97	2020		CCG	CUYANO HUINKA SHAKA D1450 KACHAPÊ	2,5	1,0	0,89	33	97,0	-1,93	25	82,0	10,55	35	0,1	3,35	9,0
n401321	RIO NEGRO 0075	2020		CCG	SAO BENTO 38-PI35 FRONTERO	1,5	6,0	0,13	29	59,0	0,99	17	32,0	3,50	31	16,0	2,74	13,0
386800	MÃE RAINHA 38-Z74 MAGNO EXPERTO	2020	38	CCG	GUASUNCHOS 3125 BULON EXPERTO	5,9	0,1	0,50	31	85,0	1,22	14	28,0	17,09	33	0,1	9,77	0,1
388931	PAMPIANO DO SOSSEGO 38-TER20	2020	38	CCG	GUASUNCHOS 3125 BULON EXPERTO	2,5	1,0	0,72	31	93,0	1,90	16	18,0	6,25	34	3,0	5,03	2,0
n381507	SANTA PRENDA 38-Z063	2020	38	CCG	EL CHANAR 02397 PAYE	1,7	4,0	-0,50	28	14,0	0,28	13	44,0	3,68	31	15,0	2,12	20,0
n393798	CERRO VERDE 0730	2020		CCG	SAO BENTO 38-Q134 SULINO	4,2	0,1	0,07	29	55,0	0,96	16	32,0	11,45	30	0,1	6,68	0,5
n381498	SANTA PRENDA Z045	2020		CCG	SANTA PRENDA 38-V134	1,1	13,0	-0,76	26	5,0	-5,45	14	99,0	7,23	29	2,0	-1,83	79,0
388261	SANTA GERTRUDES 38-2322	2020	38	CCG	SANTA GERTRUDES 38-1203 DOBLE ANCHO	2,3	1,0	0,48		84,0	-1,49	15	76,0	9,21	29	0,5	3,12	10,0
n389886	CARCAVIO 6613	2020		CCG	GUASUNCHOS 3125 BULON EXPERTO	1,8	3,0	0,96	28	98,0	2,15	13	15,0	3,13	33	19,0	3,71	6,0
376232	38-0246 OEMA DI MARIA BRAFORD	2020	38	CCG	SANTA GERTRUDES 38-1068	2,5	1,0	0,82	22	96,0	0,78	12	35,0	8,54	25	1,0	5,05	2,0
n395342	CARCAVIO TE103 EXPERTO 3807 MAGNO	2020		CCG	GUASUNCHOS 3125 BULON EXPERTO	3,5	0,1	0,46		83,0	2,49	16	12,0	8,05	35	1,0	6,51	0,5
n390955	BELVISTA E182	2020		CCG	GUASUNCHOS 3125 BULON EXPERTO	3,1	0,1	0,86		96,0	-0,22	13	54,0	9,01	32	0,5	4,28	4,0
391873	G.S.M. 38-0385	2020	38	CCG	MAE RAINHA 38-TES69 MAESTRO	3,6	0,1	0,79	30	95,0	2,43	19	12,0	8,23	32	1,0	6,54	0,5
n385278	PRIMAVERA E041	2020		CCG	BELVISTA 38-4216 MUTANTE	1,4	8,0	1,24	27	99,0	-0,99	15	68,0	5,40	30	6,0	1,71	25,0
n389641	SÃO FERNANDO F613	2020		CCG	RMSFBOEUCALIPTO-19/20	1,4	8,0	0,56	26	88,0	0,34	11	43,0	4,75	28	9,0	2,72	13,0
n391016	BELVISTA E266	2020		CCG	BELVISTA 38-4928 KING	2,9	0,5	1,07		99,0	0,82	16	35,0	11,66	30	0,1	6,65	0,5
n418902	MAE RAINHA Z98	2020		CCG	GUASUNCHOS 3125 BULON EXPERTO	3,6	0,1	1,24	31	99,0	-0,29	15	55,0	11,79	32	0,1	5,60	1,0
418767	SERENO 38-TE20712	2020	38	CCG	SERENO 38-TE16019 SAMURAI	3,2	0,1	-0,42	32	18,0	2,69	17	10,0	8,94	35	0,5	7,16	0,5

Peso ao Sobreano			Ganho Pós-Desmama			Perímetro Escrotal ao Sobreano			Musculatura			Estatura			Estrutura Corporal			Umbigo / Prepúcio			Pigmentação Ocular			Propriedade
DEP	AC	%	DEP	AC	%	DEP	AC	%	DEP	AC	%	DEP	AC	%	DEP	AC	%	DEP	AC	%	DEP	AC	%	
29,05	30	0,1	16,65	26	0,1	1,96	26	0,1	0,45	31	0,1	0,09	33	25,0	0,30	33	0,5	0,10	34	89,0	-0,03	26	62,0	FAZENDA MÃE RAINHA
11,78	31	1,0	6,27	28	1,0	1,76	28	0,1	0,39	32	0,5	0,27	34	2,0	0,27	33	1,0	-0,02	34	38,0	0,10	26	18,0	FAZENDA SANTA TEREZA
25,54	34	0,1	10,97	29	0,1	1,71	28	0,1	0,40	33	0,1	0,27	34	2,0	0,32	35	0,5	0,09	35	86,0	0,05	29	31,0	ESTÂNCIA DO SOSSEGO
29,09	35	0,1	17,60	31	0,1	1,68	30	0,1	0,57	34	0,1	0,05	35	36,0	0,55	35	0,1	0,12	36	93,0	0,01	30	47,0	ESTÂNCIA CARCÁVIO
20,56	35	0,1	10,02	31	0,1	1,62	30	0,1	0,47	34	0,1	-0,07	35	71,0	0,47	35	0,1	0,26	36	99,0	0,03	30	37,0	ESTÂNCIA CARCÁVIO
18,20	33	0,1	9,43	29	0,1	1,57	29	0,1	0,36	33	0,5	0,01	34	49,0	0,29	34	0,5	0,00	35	47,0	-0,05	28	70,0	FAZENDA SANTA PRENDA
10,37	28	3,0	4,98	25	4,0	1,55	26	0,1	0,08	28	28,0	0,19	29	7,0	0,17	29	6,0	-0,02	30	41,0	0,12	23	12,0	FAZENDA DOS PINHEIROS
16,52	30	0,1	8,69	27	0,5	1,53	27	0,1	0,31	30	1,0	0,04	32	38,0	0,26	32	1,0	0,15	33	97,0	-0,13	25	89,0	FAZENDA CERRO VERDE
16,79	32	0,1	9,99	29	0,1	1,53	28	0,1	0,41	31	0,1	0,01	33	49,0	0,36	33	0,1	0,06	34	76,0	0,12	27	12,0	FAZENDA MÃE RAINHA
26,65	27	0,1	7,73	25	0,5	1,52	25	0,1	0,48	28	0,1	0,05	29	36,0	0,37	30	0,1	0,06	30	78,0	0,03	24	39,0	FAZENDA PITANGA
25,82	35	0,1	15,06	31	0,1	1,52	30	0,1	0,47	34	0,1	0,04	35	39,0	0,48	35	0,1	0,16	36	97,0	0,11	30	14,0	ESTÂNCIA CARCÁVIO
21,01	33	0,1	12,65	30	0,1	1,51	29	0,1	0,58	33	0,1	-0,07	35	73,0	0,51	35	0,1	-0,01	36	45,0	0,13	28	10,0	ESTÂNCIA CARCÁVIO
27,30	35	0,1	15,72	31	0,1	1,46	30	0,1	0,43	34	0,1	0,08	35	26,0	0,38	35	0,1	0,23	36	99,0	-0,04	30	66,0	ESTÂNCIA CARCÁVIO
9,37	33	4,0	5,47	28	3,0	1,42	28	0,1	0,33	31	1,0	0,13	32	16,0	0,42	33	0,1	0,08	33	83,0	0,00	28	50,0	ESTÂNCIA DO SOSSEGO
17,78	29	0,1	9,47	26	0,1	1,42	24	0,1	0,39	27	0,5	0,14	28	13,0	0,37	29	0,1	0,38	28	99,0	0,08	24	22,0	AGROPECUÁRIA PLATANO
11,55	34	1,0	5,86	30	2,0	1,41	28	0,1	0,39	33	0,5	0,00	34	50,0	0,38	34	0,1	0,20	35	99,0	0,12	29	13,0	ESTÂNCIA CARCÁVIO
9,46	31	4,0	3,33	28	13,0	1,39	28	0,1	0,27	30	2,0	0,08	32	26,0	0,18	32	5,0	0,06	33	77,0	0,01	26	46,0	FAZENDA SINUELO
15,33	36	0,5	6,15	32	2,0	1,39	31	0,1	0,23	36	4,0	0,13	37	15,0	0,17	37	6,0	0,07	38	80,0	-0,03	31	63,0	FAZENDA MÃE RAINHA
4,60	32	20,0	1,64	28	29,0	1,39	27	0,1	0,18	32	9,0	0,08	34	26,0	0,18	33	5,0	0,16	35	98,0	-0,06	27	74,0	ESTÂNCIA RIO NEGRO
34,45	34	0,1	21,51	30	0,1	1,36	29	0,1	0,48	33	0,1	0,13	35	15,0	0,35	35	0,1	0,05	36	74,0	0,00	28	51,0	FAZENDA MÃE RAINHA
12,00	33	1,0	6,73	29	1,0	1,32	28	0,1	0,27	31	2,0	0,25	32	2,0	0,32	33	0,5	0,09	33	88,0	0,12	28	13,0	ESTÂNCIA DO SOSSEGO
7,10	31	9,0	4,31	26	7,0	1,32	24	0,1	0,13	31	17,0	0,04	33	39,0	0,24	33	1,0	0,14	34	96,0	0,00	26	52,0	FAZENDA SANTA PRENDA
22,67	30	0,1	14,23	27	0,1	1,32	27	0,1	0,38	31	0,5	0,07	33	28,0	0,30	32	0,5	-0,04	33	31,0	-0,10	26	84,0	FAZENDA CERRO VERDE
11,24	30	2,0	5,71	25	2,0	1,29	23	0,1	0,05	30	38,0	0,13	32	15,0	0,20	31	3,0	0,01	33	53,0	-0,17	24	95,0	FAZENDA SANTA PRENDA
13,36	30	1,0	4,22	27	7,0	1,28	25	0,1	0,21	32	5,0	0,00	34	53,0	0,30	33	0,5	0,18	35	99,0	-0,04	26	65,0	ESTÂNCIA SANTA GERTRUDES
4,75	33	19,0	0,51	30	44,0	1,27	29	0,1	0,47	33	0,1	-0,14	35	88,0	0,36	35	0,1	0,06	36	78,0	0,18	28	4,0	ESTÂNCIA CARCÁVIO
12,24	25	1,0	4,21	21	7,0	1,26	22	0,1	0,26	26	3,0	-0,10	28	79,0	0,12	27	15,0	0,13	28	95,0	0,18	20	5,0	OEMA DI MARIA BRAFORD
17,47	35	0,1	9,47	31	0,1	1,25	30	0,1	0,34	34	0,5	0,04	35	37,0	0,43	35	0,1	0,12	36	94,0	-0,04	30	67,0	ESTÂNCIA CARCÁVIO
17,30	32	0,1	9,14	29	0,1	1,24	28	0,1	0,29	33	1,0	0,00	35	50,0	0,27	34	1,0	-0,06	36	21,0	-0,07	28	75,0	ESTÂNCIA BELA VISTA
16,74	32	0,1	11,79	29	0,1	1,23	29	0,1	0,34	32	0,5	0,12	34	16,0	0,35	34	0,1	0,10	35	90,0	-0,02	28	60,0	FAZENDA DO ENGENHO
9,32	30	4,0	5,61	26	3,0	1,23	24	0,1	0,01	30	48,0	0,24	32	3,0	0,13	32	13,0	0,27	33	99,0	0,10	26	16,0	CABANHA PRIMAVERA
7,46	28	8,0	2,61	24	19,0	1,23	22	0,1	0,06	29	33,0	0,18	31	8,0	0,06	30	32,0	-0,08	31	15,0	0,10	23	18,0	CABANHA SÃO FERNANDO
16,19	30	0,5	5,22	25	3,0	1,23	26	0,1	0,16	30	12,0	0,08	32	27,0	0,27	32	1,0	0,13	33	95,0	0,06	25	28,0	ESTÂNCIA BELA VISTA
20,37	32	0,1	9,90	29	0,1	1,22	29	0,1	0,51	32	0,1	0,16	34	10,0	0,46	34	0,1	0,10	35	90,0	0,14	27	9,0	FAZENDA MÃE RAINHA
18,76	34	0,1	11,11	29	0,1	1,22	28	0,1	0,15	34	14,0	0,39	35	0,1	0,14	35	11,0	-0,06	36	21,0	0,03	29	40,0	AGROPECUÁRIA SERENO

BRAFORD TOUROS JOVENS LÍDERES ORDENANDOS PELO PERÍMETRO ESCROTAL AO SOBREANO - TOP 0,1%

Reg	Nome	Nasc.	G. Sangue	Livro	Pai	IQG	%	Peso ao Nascer			Peso à Desmama Materno			Peso à Desmama Direto			Total Materno	
								DEP	AC	%	DEPm	AC	%	DEPd	AC	%	DEP	%
386709	MÃE RAINHA 38-Z62 RAULITO MAESTRO	2020	38	CCG	MAE RAINHA 38-TES69 MAESTRO	5,3	0,1	0,84	31	96,0	0,34	18	43,0	17,91	33	0,1	9,29	0,1
n399074	AGROPECUÁRIA PLÁTANO TE185	2020		CCG	GUASUNCHOS 3125 BULON EXPERTO	3,1	0,1	0,51	29	85,0	0,19	15	46,0	8,39	31	1,0	4,39	4,0
n391497	OURO O450	2020		CCG	GUASUNCHOS 3125 BULON EXPERTO	1,5	7,0	0,38		78,0	-0,41	14	58,0	4,19	32	12,0	1,68	25,0
n389548	SÃO FERNANDO TORRESMO F443	2020		CCG	SAO LUIZ 38-7102 TORRESMO DA PEDRO SURREAUX	1,4	8,0	0,44	29	82,0	3,43	18	5,0	3,68	31	15,0	5,27	1,0
n391036	BELVISTA E294	2020		CCG	BELVISTA 38-4536 COMANCHERO	1,6	5,0	0,32		74,0	2,32	15	13,0	1,58	32	34,0	3,10	10,0
n401960	SINUELO 747	2020		CCG	SINUELO 38-363	3,1	0,5	0,40	24	79,0	0,27	13	45,0	13,40	26	0,1	6,97	0,5
n393372	WACHHOLZ 757	2020		CCG	BELVISTA 38-4178	1,2	11,0	0,60	23	89,0	-3,10	14	93,0	7,31	27	2,0	0,56	42,0
n388294	SANTA GERTRUDES 38-2133	2020	38	CCG	GUASUNCHOS 3125 BULON EXPERTO	3,2	0,1	0,44		82,0	-1,50	13	76,0	8,45	32	1,0	2,72	13,0
n389938	CARCAVIO 6714	2020		CCG	GUASUNCHOS 3125 BULON EXPERTO	2,5	1,0	0,55	28	87,0	0,95	13	32,0	5,60	32	5,0	3,75	6,0
n418766	SERENO TE20704	2020		CCG	SERENO 38-TE16019 SAMURAI	1,6	5,0	-0,60	30	10,0	1,89	17	18,0	0,02	33	52,0	1,90	22,0
418301	SERENO 38-TE20095	2020	38	CCG	SERENO 38-TE16045 MANECO	3,1	0,5	-0,30	30	25,0	-0,83	17	65,0	8,36	33	1,0	3,35	9,0
n393788	CERRO VERDE 0628	2020		CCG	GUASUNCHOS 3125 BULON EXPERTO	1,8	3,0	0,28	31	71,0	-0,97	14	68,0	2,88	31	21,0	0,47	43,0
n390044	CARCAVIO 6575	2020		CCG	GUASUNCHOS 3125 BULON EXPERTO	2,7	0,5	0,98	30	98,0	1,08	14	30,0	5,90	33	4,0	4,02	5,0
n389922	CARCAVIO 6685	2020		CCG	GUASUNCHOS 3125 BULON EXPERTO	2,5	1,0	0,32	28	74,0	0,75	13	36,0	5,56	31	5,0	3,53	7,0
n388930	PAMPIANO DO SOSSEGO 38-TER39	2020	38	CCG	GUASUNCHOS 3125 BULON EXPERTO	1,8	4,0	0,66	31	91,0	2,33	16	13,0	3,51	34	16,0	4,09	5,0
n393369	WACHHOLZ 749	2020		CCG	BELVISTA 38-4178	1,8	4,0	0,65	22	91,0	-1,41	13	75,0	9,71	26	0,5	3,44	8,0
n389919	CARCAVIO 6679	2020		CCG	GUASUNCHOS 3125 BULON EXPERTO	2,1	2,0	1,28	28	99,0	0,92	15	33,0	4,37	32	11,0	3,11	10,0
389027	AGROPECUÁRIA PLÁTANO 38-TE505 MALBEC	2020	38	CCG	GUASUNCHOS 3125 BULON EXPERTO	3,4	0,1	0,53	30	86,0	-0,48	15	59,0	10,85	32	0,1	4,95	2,0
n390898	BELVISTA E110	2020		CCG	GUASUNCHOS 3125 BULON EXPERTO	3,3	0,1	1,04		98,0	1,01	16	31,0	9,98	34	0,5	6,00	1,0
n393789	CERRO VERDE 0652	2020		CCG	GUASUNCHOS 3125 BULON EXPERTO	1,5	6,0	0,44	28	81,0	1,14	11	29,0	3,19	29	18,0	2,73	13,0
n387363	PEDRA GRANDE 0103	2020		CCG	PEDRA GRANDE 38-3435	1,3	10,0	1,60	28	99,0	-1,42	15	75,0	5,37	29	6,0	1,27	31,0
n388301	PAMPIANO DO SOSSEGO 38-FIVR96	2020	38	CCG	GUASUNCHOS 3125 BULON EXPERTO	1,6	5,0	0,62	32	90,0	1,92	16	18,0	3,12	34	19,0	3,48	8,0
n386708	MÃE RAINHA Z61 TREVO MAESTRO	2020		CCG	MAE RAINHA 38-TES69 MAESTRO	3,1	0,1	0,19	31	64,0	0,77	18	35,0	9,02	33	0,5	5,28	1,0
376202	38-0247 OEMA DI MARIA BRAFORD	2020	38	CCG	SANTA GERTRUDES 38-1068	1,9	3,0	0,03	24	51,0	-2,49	14	88,0	9,02	27	0,5	2,01	21,0
n393012	COXILHAS L076	2020		CCG	RMICOXILHAS-2019/2020	1,0	15,0	0,39	17	78,0	0,71	10	37,0	1,57	18	34,0	1,49	28,0
n389936	CARCAVIO 6711	2020		CCG	GUASUNCHOS 3125 BULON EXPERTO	3,2	0,1	0,62	28	90,0	2,81	14	9,0	6,64	33	3,0	6,13	1,0
418731	SERENO 38-TE20701	2020	38	CCG	SERENO 38-TE16045 MANECO	2,8	0,5	-0,11	30	39,0	-0,90	17	66,0	8,26	33	1,0	3,23	9,0
n389952	CARCAVIO 6733	2020		CCG	GUASUNCHOS 3125 BULON EXPERTO	2,8	0,5	0,51	28	85,0	-0,55	15	60,0	7,64	33	1,0	3,26	9,0
410791	ESTÂNCIA AURORA 38-FIVA20051 CURUPY	2020	38	CCG	GUASUNCHOS 3125 BULON EXPERTO	3,6	0,1	0,79		95,0	-0,38	16	57,0	11,03	35	0,1	5,14	2,0
391848	G.S.M. 38-0351	2020	38	CCG	MAE RAINHA 38-TES69 MAESTRO	5,3	0,1	0,56	30	88,0	1,31	18	26,0	13,93	32	0,1	8,27	0,1
n391788	NOVA AURORA 17194	2020		CCG	NOVA AURORA 38-15638	0,5	31,0	0,72	23	93,0	0,76	13	36,0	1,93	25	30,0	1,72	24,0
n401098	SBV 20017	2020		CCG	BELVISTA 38-4216 MUTANTE	1,3	9,0	0,88		97,0	0,19	17	46,0	3,81	33	14,0	2,10	20,0
n389957	CARCAVIO 6740	2020		CCG	GUASUNCHOS 3125 BULON EXPERTO	3,1	0,5	1,16	28	99,0	-0,72	14	63,0	9,25	32	0,5	3,91	5,0
n389905	CARCAVIO 6653	2020		CCG	GUASUNCHOS 3125 BULON EXPERTO	1,8	3,0	0,26	29	70,0	0,91	13	33,0	4,08	33	12,0	2,95	11,0
402669	SAO BENTO 38-TEX017	2020	38	CCG	GUASUNCHOS 3125 BULON EXPERTO	2,4	1,0	0,78	28	95,0	-3,29	16	94,0	8,56	34	1,0	0,98	35,0

Peso ao Sobreano			Ganho Pós-Desmama			Perímetro Escrotal ao Sobreano			Musculatura			Estatura			Estrutura Corporal			Umbigo / Prepúcio			Pigmentação Ocular			Propriedade
DEP	AC	%	DEP	AC	%	DEP	AC	%	DEP	AC	%	DEP	AC	%	DEP	AC	%	DEP	AC	%	DEP	AC	%	
32,11	33	0,1	17,39	29	0,1	1,21	29	0,1	0,39	33	0,5	0,05	35	36,0	0,31	34	0,5	0,11	36	92,0	0,01	28	45,0	FAZENDA MÃE RAINHA
16,81	29	0,1	9,20	26	0,1	1,21	24	0,1	0,43	27	0,1	0,12	28	18,0	0,42	29	0,1	0,05	28	74,0	0,08	24	22,0	AGROPECUÁRIA PLATANO
5,73	32	15,0	0,56	29	44,0	1,21	29	0,1	0,35	32	0,5	-0,04	33	63,0	0,32	33	0,5	0,02	34	56,0	0,04	27	35,0	ESTANCIA CERRO DO OURO
8,42	31	6,0	4,83	28	5,0	1,20	26	0,1	-0,24	32	98,0	0,34	34	0,5	-0,05	33	71,0	0,54	35	99,0	0,00	27	49,0	CABANHA SÃO FERNANDO
3,89	32	24,0	3,50	28	11,0	1,20	27	0,1	0,17	32	11,0	0,06	34	33,0	0,08	34	25,0	-0,06	35	20,0	0,04	27	36,0	ESTÂNCIA BELA VISTA
19,82	26	0,1	7,22	23	1,0	1,20	23	0,1	0,20	26	6,0	0,24	28	3,0	0,21	28	3,0	-0,12	29	6,0	0,19	21	3,0	FAZENDA SINUELO
9,54	27	4,0	2,55	24	19,0	1,18	24	0,1	0,18	28	9,0	0,21	30	5,0	0,09	30	23,0	-0,13	31	4,0	-0,14	22	91,0	AGROPECUÁRIA WACHHOLZ
17,14	32	0,1	10,15	29	0,1	1,18	27	0,1	0,55	32	0,1	-0,06	34	68,0	0,41	34	0,1	0,19	35	99,0	0,19	27	4,0	ESTÂNCIA SANTA GERTRUDES
11,34	33	2,0	6,35	29	1,0	1,18	28	0,1	0,26	33	2,0	-0,01	35	54,0	0,26	34	1,0	0,12	36	92,0	0,13	28	11,0	ESTÂNCIA CARCÁVIO
4,59	33	20,0	5,40	28	3,0	1,18	27	0,1	0,17	33	10,0	0,05	34	35,0	0,23	34	2,0	0,01	35	54,0	-0,06	27	73,0	AGROPECUÁRIA SERENO
15,39	33	0,5	8,33	27	0,5	1,17	26	0,1	0,68	32	0,1	0,19	33	7,0	0,45	33	0,1	0,22	34	99,0	0,31	27	0,5	AGROPECUÁRIA SERENO
8,29	31	6,0	6,39	28	1,0	1,16	29	0,1	0,32	31	1,0	0,03	33	41,0	0,15	33	9,0	-0,03	33	33,0	-0,04	26	65,0	FAZENDA CERRO VERDE
12,96	33	1,0	7,33	30	1,0	1,16	29	0,1	0,33	34	1,0	-0,01	35	54,0	0,32	35	0,5	0,19	36	99,0	0,13	28	10,0	ESTÂNCIA CARCÁVIO
11,59	32	1,0	6,95	29	1,0	1,16	29	0,1	0,33	32	1,0	-0,04	33	63,0	0,38	33	0,1	0,14	34	96,0	-0,11	27	86,0	ESTÂNCIA CARCÁVIO
6,31	33	12,0	2,55	29	19,0	1,14	28	0,1	0,28	31	1,0	0,18	32	8,0	0,34	33	0,5	0,10	33	88,0	0,12	28	13,0	ESTÂNCIA DO SOSSEGO
11,08	27	2,0	1,08	23	37,0	1,14	23	0,1	0,42	27	0,1	0,31	29	1,0	0,30	29	0,5	0,23	30	99,0	-0,04	21	64,0	AGROPECUÁRIA WACHHOLZ
9,77	33	3,0	5,84	30	2,0	1,14	29	0,1	0,19	34	8,0	0,03	36	40,0	0,24	35	2,0	0,18	36	99,0	0,01	29	46,0	ESTÂNCIA CARCÁVIO
19,68	31	0,1	9,41	27	0,1	1,14	25	0,1	0,53	28	0,1	0,17	29	9,0	0,47	30	0,1	0,23	30	99,0	0,09	26	20,0	AGROPECUÁRIA PLATANO
17,67	34	0,1	8,48	31	0,5	1,14	30	0,1	0,35	34	0,5	0,04	36	37,0	0,32	36	0,5	-0,02	37	38,0	-0,06	30	71,0	ESTÂNCIA BELA VISTA
4,12	29	23,0	-0,84	27	63,0	1,14	28	0,1	0,45	30	0,1	0,09	32	24,0	0,25	31	1,0	0,16	32	97,0	0,06	25	27,0	FAZENDA CERRO VERDE
6,80	30	10,0	2,39	26	21,0	1,13	24	0,1	0,13	31	17,0	0,05	33	34,0	0,00	32	53,0	-0,03	34	35,0	0,19	25	4,0	SARANDI
6,32	32	12,0	3,11	27	14,0	1,13	26	0,1	0,19	30	7,0	0,19	31	7,0	0,25	32	1,0	0,07	31	82,0	0,01	28	47,0	ESTÂNCIA DO SOSSEGO
16,02	33	0,5	8,63	29	0,5	1,11	29	0,1	0,31	33	1,0	0,01	35	49,0	0,31	35	0,5	0,10	36	89,0	0,04	28	35,0	FAZENDA MÃE RAINHA
12,98	27	1,0	4,92	23	4,0	1,11	24	0,1	0,14	27	16,0	0,07	29	30,0	0,22	29	3,0	-0,02	30	40,0	0,15	22	7,0	OEMA DI MARIA BRAFORD
2,97	18	30,0	0,98	15	38,0	1,11	16	0,1	0,11	18	21,0	-0,02	19	59,0	0,14	20	12,0	0,04	20	68,0	0,02	13	42,0	ESTÂNCIA COXILHAS
13,00	33	1,0	7,15	30	1,0	1,11	29	0,1	0,49	33	0,1	-0,04	35	62,0	0,38	35	0,1	0,01	36	55,0	-0,03	28	61,0	ESTÂNCIA CARCÁVIO
14,54	34	0,5	7,28	28	1,0	1,11	28	0,1	0,66	33	0,1	0,25	35	3,0	0,54	34	0,1	0,05	36	73,0	0,33	28	0,1	AGROPECUÁRIA SERENO
14,23	33	0,5	7,36	30	0,5	1,10	30	0,1	0,47	34	0,1	0,05	35	35,0	0,42	35	0,1	0,14	36	96,0	-0,01	29	53,0	ESTÂNCIA CARCÁVIO
21,32	35	0,1	13,30	31	0,1	1,10	30	0,1	0,24	34	3,0	-0,04	36	64,0	0,16	34	8,0	0,04	36	69,0	0,08	29	23,0	ESTÂNCIA AURORA
28,61	33	0,1	19,29	29	0,1	1,10	29	0,1	0,58	33	0,1	0,08	35	26,0	0,46	34	0,1	0,08	35	83,0	-0,01	28	54,0	FAZENDA DO ENGENHO
1,37	25	42,0	-0,40	22	57,0	1,09	22	0,1	0,03	27	44,0	0,26	29	2,0	-0,14	29	91,0	0,21	30	99,0	-0,07	21	77,0	ESTÂNCIA NOVA AURORA
6,31	32	12,0	3,44	28	12,0	1,08	27	0,1	0,03	32	43,0	-0,07	33	72,0	0,05	33	33,0	0,27	34	99,0	0,00	27	51,0	FAZENDA SÃO BENTO DO VERDE
17,01	33	0,1	8,24	30	0,5	1,08	29	0,1	0,45	33	0,1	0,00	35	52,0	0,30	35	0,5	0,19	36	99,0	0,07	28	26,0	ESTÂNCIA CARCÁVIO
7,33	33	9,0	3,19	30	14,0	1,08	29	0,1	0,36	33	0,5	-0,15	35	89,0	0,25	35	1,0	0,16	36	98,0	0,20	28	3,0	ESTÂNCIA CARCÁVIO
16,61	34	0,1	9,28	30	0,1	1,08	29	0,1	0,28	33	2,0	-0,07	35	72,0	0,26	35	1,0	0,08	36	85,0	-0,04	29	66,0	ESTÂNCIA SÃO BENTO

BRAFORD TOUROS JOVENS LÍDERES ORDENANDOS PELO PERÍMETRO ESCROTAL AO SOBREANO - TOP 0,1%

Reg	Nome	Nasc.	G. Sangue	Livro	Pai	IQG	%	Peso ao Nascer			Peso à Desmama Materno			Peso à Desmama Direto			Total Materno	
								DEP	AC	%	DEPm	AC	%	DEPd	AC	%	DEP	%
n400684	028 RAGAGNIN	2020		CCG	BELVISTA 38-4456	0,8	21,0	-0,26		28,0	-0,61	14	61,0	2,05	27	29,0	0,42	44,0
n395338	CARCAVIO TE93 EXPERTO 1635 803	2020		CCG	GUASUNCHOS 3125 BULON EXPERTO	3,1	0,5	0,54		87,0	1,53	15	23,0	6,25	34	3,0	4,66	3,0
n391471	BELVISTA E248	2020		CCG	RM2019-RM5	1,7	4,0	-0,03		46,0	-0,89	11	66,0	3,85	29	14,0	1,03	34,0
n395344	CARCAVIO TEI07 EXPERTO 2820 MAGNO	2020		CCG	GUASUNCHOS 3125 BULON EXPERTO	2,6	0,5	0,37		77,0	2,52	15	11,0	4,92	34	8,0	4,98	2,0
n389034	AGROPECUÁRIA PLÁTANO TE147	2020		CCG	GUASUNCHOS 3125 BULON EXPERTO	2,7	0,5	0,01	29	50,0	0,83	15	34,0	5,81	31	5,0	3,73	6,0
n381114	TARUMA 072	2020		CCG	BELVISTA 38-3912	1,6	5,0	0,60		89,0	-0,70	12	63,0	6,02	21	4,0	2,31	17,0
n395354	CARCAVIO TE87 EXPERTO 2820 MAGNO	2020		CCG	GUASUNCHOS 3125 BULON EXPERTO	2,2	1,0	0,41		80,0	2,48	15	12,0	4,70	34	9,0	4,83	2,0
n399080	AGROPECUÁRIA PLÁTANO TE197	2020		CCG	GUASUNCHOS 3125 BULON EXPERTO	3,0	0,5	0,48	30	84,0	0,19	15	46,0	7,90	32	1,0	4,14	4,0
n390052	CARCAVIO 6626	2020		CCG	GUASUNCHOS 3125 BULON EXPERTO	3,1	0,1	0,93	28	97,0	1,87	13	18,0	6,72	33	3,0	5,23	2,0
383092	RS 38-TEJ06 JOPLIN	2020	38	CCG	GUASUNCHOS 3125 BULON EXPERTO	2,9	0,5	0,60		89,0	-0,40	15	57,0	10,48	33	0,5	4,84	2,0
n387672	SANTA PRENDA Z116	2020		CCG	GUASUNCHOS 3125 BULON EXPERTO	3,3	0,1	1,07	31	99,0	-0,27	15	55,0	10,19	34	0,5	4,83	2,0
n393457	WACHHOLZ 763	2020		CCG	BELVISTA 38-4536 COMANCHERO	-1,0	85,0	0,08	25	56,0	1,73	14	20,0	-5,45	27	95,0	-1,00	67,0
n390904	BELVISTA E118	2020		CCG	GUASUNCHOS 3125 BULON EXPERTO	1,3	9,0	0,34		76,0	-0,73	13	63,0	3,11	32	19,0	0,83	38,0
n392421	SANTA TEREZA P4274	2020		CCG	SANTA TEREZA 38-M3062	2,4	1,0	1,21	25	99,0	-0,57	14	61,0	10,35	27	0,5	4,60	3,0
n392098	RETIRO DO OURO X282	2020		CCG	RMRETIRO2019-BRF01	1,7	4,0	0,40		79,0	0,48	12	41,0	4,14	29	12,0	2,55	15,0
n387433	PEDRA GRANDE 0094	2020		CCG	PEDRA GRANDE 38-3435	2,8	0,5	2,09	28	99,0	-1,53	14	77,0	10,21	29	0,5	3,57	7,0
410790	ESTÂNCIA AURORA 38-FIVA20035 CABURÉ	2020	38	CCG	GUASUNCHOS 3125 BULON EXPERTO	4,6	0,1	0,55		87,0	1,76	16	20,0	10,55	36	0,1	7,03	0,5
n391065	BELVISTA E336	2020		CCG	BELVISTA 38-3076 MACHAÇO	0,0	51,0	0,19		64,0	0,37	17	43,0	-2,34	31	77,0	-0,80	64,0
418769	SERENO 38-TE20723	2020	38	CCG	SERENO 38-TE16019 SAMURAI	2,3	1,0	0,58		88,0	2,88		8,0	3,47		16,0	4,61	3,0
n401644	UMB0 077	2020		CCG	PAMPIANO DO SOSSEGO 38-TEK008 MANO LIMA	1,7	5,0	0,38	27	78,0	3,81	13	3,0	3,79	29	14,0	5,71	1,0
n397176	SAO BENTO X259	2020		CCG	SAO BENTO 38-U063	3,8	0,1	0,96	24	98,0	-0,65	13	62,0	19,35	27	0,1	9,03	0,1
n390924	BELVISTA E142	2020		CCG	GUASUNCHOS 3125 BULON EXPERTO	2,3	1,0	0,61		89,0	0,06	12	49,0	7,29	32	2,0	3,71	6,0
n389472	SÃO FERNANDO F205	2020		CCG	RMSFBOSÃOGERONIMO19/20	1,6	6,0	0,39	27	79,0	-0,44	10	58,0	7,20	29	2,0	3,17	10,0
n390060	CARCAVIO 6666	2020		CCG	GUASUNCHOS 3125 BULON EXPERTO	2,0	3,0	-0,39	29	20,0	-0,16	13	53,0	4,57	33	9,0	2,12	20,0
n390905	BELVISTA E120	2020		CCG	GUASUNCHOS 3125 BULON EXPERTO	2,4	1,0	0,36		77,0	0,99		32,0	7,23		2,0	4,60	3,0
373426	SERENO 38-20019	2020	38	CCG	SERENO 38-TE16019 SAMURAI	2,7	0,5	0,48	28	83,0	1,66	14	21,0	5,72	29	5,0	4,52	3,0
n401569	UMB0 011	2020		CCG	PAMPIANO DO SOSSEGO 38-TEK008 MANO LIMA	1,1	13,0	-0,18	27	34,0	1,86	14	19,0	2,88	29	21,0	3,30	9,0
n390850	ASP 0580	2020		CCG	ASP 38- HI26 SOSSEGADO SP38 BI48 II	2,0	3,0	0,22	25	67,0	0,53	13	40,0	6,26	25	3,0	3,66	7,0
n390067	CARCAVIO 6749	2020		CCG	GUASUNCHOS 3125 BULON EXPERTO	2,8	0,5	0,77	29	94,0	-0,60	15	61,0	7,78	34	1,0	3,29	9,0
n384605	SBV 20055	2020		CCG	BELVISTA 38-4216 MUTANTE	0,1	45,0	0,60		89,0	-1,53	16	77,0	-0,83	30	62,0	-1,94	80,0
n373436	SERENO 20051	2020		CCG	SERENO 38-17045	1,4	8,0	-0,17	24	35,0	1,49		24,0	2,33		26,0	2,65	14,0
n395355	CARCAVIO TE89 EXPERTO 2820 MAGNO	2020		CCG	GUASUNCHOS 3125 BULON EXPERTO	2,1	2,0	0,22		67,0	3,04	15	7,0	2,88	34	21,0	4,48	3,0
n387669	SANTA PRENDA Z107	2020		CCG	GUASUNCHOS 3125 BULON EXPERTO	3,7	0,1	1,31	30	99,0	1,21	13	28,0	11,61	32	0,1	7,01	0,5
n383788	BARRAGEM M014	2020		CCG	PAMPIANO DO SOSSEGO 38-TEK008 MANO LIMA	0,8	23,0	0,43	27	81,0	1,51	15	23,0	0,72	28	43,0	1,87	23,0
n391474	BELVISTA E586	2020		CCG	RM3-2016	1,0	16,0	0,36		77,0	-0,15	18	53,0	3,00	31	20,0	1,35	30,0

Peso ao Sobreano			Ganho Pós-Desmama			Perímetro Escrotal ao Sobreano			Musculatura			Estatura			Estrutura Corporal			Umbigo / Prepúcio			Pigmentação Ocular			Propriedade
DEP	AC	%	DEP	AC	%	DEP	AC	%	DEP	AC	%	DEP	AC	%	DEP	AC	%	DEP	AC	%	DEP	AC	%	
2,69	28	32,0	2,06	23	25,0	1,07	23	0,1	0,09	28	26,0	0,12	29	18,0	0,08	29	26,0	-0,02	30	36,0	-0,05	22	69,0	CABANHA SÃO VICENTE
13,95	34	0,5	9,04	30	0,1	1,06	29	0,1	0,43	33	0,1	0,04	35	37,0	0,37	35	0,1	0,05	36	73,0	0,15	28	8,0	ESTÂNCIA CARCÁVIO
10,10	29	3,0	8,18	24	0,5	1,06	23	0,1	0,08	30	27,0	0,11	32	20,0	-0,02	31	61,0	0,01	33	52,0	-0,01	23	54,0	ESTÂNCIA BELA VISTA
9,89	34	3,0	5,32	30	3,0	1,06	28	0,1	0,49	33	0,1	-0,10	34	80,0	0,34	34	0,1	0,06	35	75,0	0,04	29	36,0	ESTÂNCIA CARCÁVIO
13,25	29	1,0	7,69	26	0,5	1,06	24	0,1	0,38	27	0,5	0,02	28	43,0	0,35	29	0,1	0,16	28	98,0	0,01	24	45,0	AGROPECUÁRIA PLATANO
9,63	21	4,0	5,28	17	3,0	1,06	16	0,1	0,01	20	48,0	-0,05	22	68,0	-0,06	23	74,0	-0,06	22	22,0	0,14	16	9,0	AGROPECUÁRIA TARUMÃ
8,85	34	5,0	4,03	30	8,0	1,06	28	0,1	0,26	33	2,0	-0,10	34	80,0	0,27	34	1,0	0,09	35	86,0	-0,04	29	65,0	ESTÂNCIA CARCÁVIO
15,14	31	0,5	7,36	27	0,5	1,05	25	0,1	0,55	28	0,1	0,10	29	22,0	0,42	30	0,1	0,12	30	94,0	-0,01	26	56,0	AGROPECUÁRIA PLATANO
15,17	33	0,5	10,57	30	0,1	1,05	29	0,1	0,22	33	5,0	0,00	35	50,0	0,36	35	0,1	-0,01	36	44,0	-0,07	28	74,0	ESTÂNCIA CARCÁVIO
17,09	32	0,1	6,93	28	1,0	1,05	27	0,1	0,28	30	1,0	-0,02	31	57,0	0,31	32	0,5	0,13	32	95,0	0,04	27	35,0	CABANHA VACACÁÍ
18,81	34	0,1	10,18	31	0,1	1,05	29	0,1	0,37	34	0,5	0,04	35	40,0	0,22	35	2,0	0,10	36	88,0	-0,05	29	67,0	FAZENDA SANTA PRENDA
-12,55	28	99,0	-9,90	24	99,0	1,05	24	0,1	0,17	28	10,0	0,15	30	12,0	0,17	30	6,0	0,12	31	93,0	0,01	23	47,0	AGROPECUARIA WACHHOLZ
6,55	33	11,0	3,44	29	12,0	1,04	28	0,1	0,16	33	12,0	-0,01	35	55,0	0,11	34	16,0	0,14	36	96,0	0,05	28	32,0	ESTÂNCIA BELA VISTA
14,28	26	0,5	4,56	21	6,0	1,04	22	0,1	0,34	27	0,5	0,20	29	6,0	0,15	27	10,0	-0,02	29	38,0	0,16	22	7,0	FAZENDA SANTA TEREZA
9,06	29	5,0	4,67	25	5,0	1,04	22	0,1	0,16	29	11,0	0,08	31	26,0	0,09	31	22,0	0,35	32	99,0	0,09	24	18,0	ESTÂNCIA RETIRO DO OURO
17,24	30	0,1	8,68	26	0,5	1,04	24	0,1	0,33	31	1,0	0,11	33	18,0	0,20	32	3,0	0,30	34	99,0	0,27	25	1,0	SARANDI
24,70	35	0,1	18,12	31	0,1	1,04	31	0,1	0,32	34	1,0	0,00	36	51,0	0,25	35	1,0	0,06	36	75,0	0,07	29	27,0	ESTÂNCIA AURORA
-4,68	31	83,0	-2,48	27	82,0	1,03	27	0,1	0,10	32	23,0	-0,04	34	64,0	0,07	33	28,0	-0,08	35	16,0	0,16	26	6,0	ESTÂNCIA BELA VISTA
8,68	32	5,0	5,75	26	2,0	1,03	27	0,1	0,37	31	0,5	0,20	33	5,0	0,35	31	0,1	0,05	35	74,0	-0,10	27	84,0	AGROPECUÁRIA SERENO
5,85	29	14,0	2,37	26	21,0	1,02	26	0,1	0,04	30	41,0	0,16	32	10,0	0,20	31	3,0	0,11		92,0	0,01		46,0	ESTÂNCIA UMBU
26,78	27	0,1	7,83	23	0,5	1,02	22	0,1	0,25	27	3,0	0,22	28	4,0	0,25	28	1,0	0,08	29	85,0	0,08	21	24,0	ESTÂNCIA SÃO BENTO
15,02	33	0,5	8,57	29	0,5	1,02	28	0,1	0,08	33	29,0	0,13	35	16,0	0,08	34	25,0	0,04	35	68,0	0,19	28	3,0	ESTÂNCIA BELA VISTA
10,99	29	2,0	3,93	25	9,0	1,02	22	0,1	0,17	29	11,0	0,32	31	1,0	0,17	31	6,0	-0,12	32	6,0	0,00	24	49,0	CABANHA SÃO FERNANDO
10,59	33	2,0	6,62	30	1,0	1,02	29	0,1	0,23	33	4,0	0,10	35	21,0	0,18	35	5,0	0,17	36	98,0	0,11	28	16,0	ESTÂNCIA CARCÁVIO
13,08	29	1,0	3,74	25	10,0	1,01	28	0,1	0,26	28	3,0	0,00	31	51,0	0,24	29	1,0	-0,02	33	38,0	0,02	26	44,0	ESTÂNCIA BELA VISTA
13,41	30	1,0	8,74	26	0,5	1,01	25	0,1	0,48	30	0,1	0,32	32	1,0	0,32	31	0,5	0,23	33	99,0	0,08	25	23,0	AGROPECUPÁRIA SERENO
2,24	29	35,0	-0,65	26	61,0	1,01	26	0,1	0,12	30	18,0	-0,04	31	65,0	0,06	31	30,0	0,21		99,0	0,04		36,0	ESTÂNCIA UMBU
11,29	25	2,0	7,19	20	1,0	1,01	15	0,1	-0,04	26	66,0	0,07	27	28,0	0,07	28	29,0	0,01	28	54,0	0,21	21	2,0	SÃO PEDRO
14,71	34	0,5	7,92	31	0,5	1,00	30	0,1	0,45	34	0,1	0,03	36	41,0	0,36	36	0,1	0,05	37	71,0	0,07	30	24,0	ESTÂNCIA CARCÁVIO
0,58	30	48,0	2,88	27	16,0	1,00	26	0,1	-0,08	31	76,0	-0,12	32	84,0	-0,08	32	79,0	-0,24	33	0,5	0,01	26	47,0	FAZENDA SÃO BENTO DO VERDE
5,38	28	16,0	4,12	22	8,0	1,00	26	0,1	0,01	27	49,0	0,05	30	34,0	0,03	28	40,0	-0,32	32	0,1	0,18	23	4,0	AGROPECUÁRIA SERENO
7,19	34	9,0	4,61	30	5,0	1,00	28	0,1	0,31	33	1,0	-0,14	34	87,0	0,35	34	0,1	0,05	35	74,0	0,04	29	36,0	ESTÂNCIA CARCÁVIO
21,58	32	0,1	11,51	29	0,1	1,00	27	0,1	0,26	33	2,0	0,07	34	28,0	0,28	34	1,0	0,02	35	60,0	-0,04	28	64,0	FAZENDA SANTA PRENDA
0,79	29	46,0	1,11	26	36,0	1,00	26	0,1	0,05	29	37,0	-0,14	31	88,0	-0,08	31	80,0	0,07	32	81,0	0,10	24	18,0	BARRAGEM
5,20	31	17,0	2,19	26	23,0	0,99	25	0,1	0,06	31	33,0	0,13	33	16,0	0,04	32	36,0	-0,07	34	17,0	0,14	26	10,0	ESTÂNCIA BELA VISTA

BRAFORD TOUROS JOVENS LÍDERES ORDENANDOS PELO PERÍMETRO ESCROTAL AO SOBREANO - TOP 0,1%

Reg	Nome	Nasc.	G. Sangue	Livro	Pai	IQG	%	Peso ao Nascer			Peso à Desmama Materno			Peso à Desmama Direto			Total Materno	
								DEP	AC	%	DEPm	AC	%	DEPd	AC	%	DEP	%
								388119	SAO BENTO 38-TEX026	2020	38	CCG	GUASUNCHOS 3125 BULON EXPERTO	3,1	0,1	0,16		62,0
n402035	RIO NEGRO 38-0016	2020	38	CCG	SAO BENTO 38-P135 FRONTERO	2,1	2,0	0,58	29	88,0	0,39	18	42,0	8,22	31	1,0	4,50	3,0
n390896	BELVISTA E108	2020		CCG	GUASUNCHOS 3125 BULON EXPERTO	1,7	5,0	0,49		84,0	0,08	15	48,0	4,25	33	11,0	2,20	19,0
n392504	SANTA TEREZA P4198	2020		CCG	CATY 38-T357	-0,5	70,0	0,95	26	98,0	-1,12	11	70,0	-2,43	28	78,0	-2,34	84,0
n391262	BELVISTA E670	2020		CCG	RM2019-RM5	1,2	12,0	-0,09		42,0	0,71	10	36,0	0,22	28	49,0	0,82	38,0
n389966	CARCAVIO 6757	2020		CCG	CARCAVIO 38-5054	2,1	2,0	1,52	21	99,0	-0,73	13	63,0	10,69	28	0,1	4,62	3,0
383091	RS 38-TEJ04 JULIUS	2020	38	CCG	RANCHO 316 T/E MAGNO	1,8	3,0	0,57		88,0	-0,98	25	68,0	8,56	31	1,0	3,30	9,0
n386067	PITANGA F043	2020		CCG	MAE RAINHA 38-TE569 MAESTRO	2,6	1,0	0,00	26	49,0	2,24	16	14,0	5,79	29	5,0	5,13	2,0
n392394	SANTA TEREZA P4138	2020		CCG	CAMILA 38-S65 SENHOR	3,4	0,1	1,54	29	99,0	-0,25	12	55,0	10,38	32	0,5	4,94	2,0
n399159	AGROPECUÁRIA PLÁTANO TE502	2020		CCG	CUYANO HUINKA SHAKA DI450 KACHAPÊ	1,7	4,0	0,53	29	86,0	-2,30	22	86,0	9,34	31	0,5	2,37	17,0
n393327	SAO BENTO TEX035	2020		CCG	GUASUNCHOS 3125 BULON EXPERTO	1,3	10,0	0,48		83,0	-2,53	16	89,0	4,23	34	11,0	-0,41	58,0
n381842	SANTA PRENDA Z320	2020		CCG	SANTA PRENDA 38-S017	1,0	15,0	0,72	27	93,0	-2,64	16	90,0	3,13	31	19,0	-1,08	68,0
n388096	DO BOLSO U085	2020		CCG	BELVISTA 38-5784 (MILIONARIO)	0,9	19,0	1,14	28	99,0	-3,01	20	92,0	7,83	31	1,0	0,90	36,0
n390951	BELVISTA E178	2020		CCG	GUASUNCHOS 3125 BULON EXPERTO	1,7	5,0	0,44		82,0	0,06	14	49,0	3,12	34	19,0	1,62	26,0
n389873	CARCAVIO 6587	2020		CCG	GUASUNCHOS 3125 BULON EXPERTO	1,2	12,0	-0,13	28	38,0	0,12	13	47,0	3,08	32	19,0	1,66	25,0
n383259	IRAPUA J003	2020		CCG	RM001BR-IRAPUA02019	0,6	27,0	0,15	23	61,0	-0,62	10	61,0	2,98	24	20,0	0,87	37,0
387668	SANTA PRENDA 38-Z106	2020	38	CCG	GUASUNCHOS 3125 BULON EXPERTO	2,1	2,0	0,65	29	91,0	0,12	14	48,0	7,60	33	1,0	3,92	5,0
411498	SAO BENTO 38-TEX043	2020	38	CCG	GUASUNCHOS 3125 BULON EXPERTO	2,8	0,5	0,59	29	89,0	-0,80	15	65,0	7,52	34	1,0	2,95	11,0
383544	SANTA PRENDA 38-Z101	2020	38	CCG	GUASUNCHOS 3125 BULON EXPERTO	1,9	3,0	1,09	29	99,0	0,76	13	36,0	3,18	32	18,0	2,35	17,0
398935	RS 38-J60	2020	38	CCG	MAE RAINHA 38-TE569 MAESTRO	2,6	0,5	0,03	28	52,0	0,90	17	33,0	7,85	29	1,0	4,83	2,0
n391001	BELVISTA E240	2020		CCG		1,6	6,0	0,32		74,0	-0,58	11	61,0	4,16	29	12,0	1,50	27,0
406103	SERENO 38-TE20007	2020	38	CCG	SERENO 38-TE16019 SAMURAI	3,0	0,5	0,35		76,0	0,77		35,0	9,05		0,5	5,30	1,0
n387429	PEDRA GRANDE 0043	2020		CCG	GUASUNCHOS 3125 BULON EXPERTO	2,2	1,0	0,43	31	81,0	-0,79	14	65,0	6,80	33	2,0	2,61	14,0
405954	SERENO 38-TE20009	2020	38	CCG	SERENO 38-TE17257 STALONE	1,5	7,0	0,47	31	83,0	2,92	18	8,0	1,02	34	40,0	3,43	8,0
n389937	CARCAVIO 6712	2020		CCG	GUASUNCHOS 3125 BULON EXPERTO	2,3	1,0	0,95	30	98,0	1,23	15	28,0	7,57	33	1,0	5,02	2,0
n395347	CARCAVIO TE75 EXPERTO 1635 803 MAGNO	2020		CCG	GUASUNCHOS 3125 BULON EXPERTO	2,3	1,0	0,49		84,0	1,87	15	18,0	4,40	34	10,0	4,07	5,0
n383961	ITA F98	2020		CCG	ITA 38-804 LAFITE	0,7	24,0	0,28	30	71,0	-2,92	21	92,0	2,14	33	28,0	-1,85	79,0
376776	SERENO 38-20125	2020	38	CCG	SERENO 38-TE17138 MOLINO	3,3	0,1	0,78	25	95,0	-0,56	15	60,0	13,50	27	0,1	6,19	1,0
391353	MONTECRISTO 38-2034	2020	38	CCG	MAE RAINHA 38-TE569 MAESTRO	2,4	1,0	-0,17	28	35,0	-0,21	15	54,0	4,47	30	10,0	2,03	21,0
n392393	SANTA TEREZA P4136	2020		CCG	BELVISTA 38-2922 APOGEU	1,7	5,0	0,92	29	97,0	-1,12	20	70,0	6,92	33	2,0	2,34	17,0
n387440	PEDRA GRANDE 0124	2020		CCG	GUASUNCHOS 3125 BULON EXPERTO	1,1	13,0	0,78	31	95,0	-1,21	14	72,0	3,36	33	17,0	0,47	43,0
n390993	BELVISTA E232	2020		CCG	GUASUNCHOS 3125 BULON EXPERTO	2,6	0,5	0,88		97,0	0,29	13	44,0	8,55	32	1,0	4,57	3,0
387870	SAOBENTO 38-TEX042	2020	38	CCG	GUASUNCHOS 3125 BULON EXPERTO	2,9	0,5	0,45		82,0	0,23	16	45,0	8,41	34	1,0	4,43	3,0
n390920	BELVISTA E136	2020		CCG	GUASUNCHOS 3125 BULON EXPERTO	2,3	1,0	0,73		93,0	-0,28	13	55,0	7,75	33	1,0	3,60	7,0
n390930	BELVISTA E148	2020		CCG	GUASUNCHOS 3125 BULON EXPERTO	0,9	19,0	0,30		73,0	-0,64	13	62,0	1,46	33	35,0	0,09	50,0

Peso ao Sobreano			Ganho Pós-Desmama			Perímetro Escrotal ao Sobreano			Musculatura			Estatura			Estrutura Corporal			Umbigo / Prepúcio			Pigmentação Ocular			Propriedade
DEP	AC	%	DEP	AC	%	DEP	AC	%	DEP	AC	%	DEP	AC	%	DEP	AC	%	DEP	AC	%	DEP	AC	%	
18,78	34	0,1	15,41	30	0,1	0,99	29	0,1	0,37	33	0,5	-0,06	35	70,0	0,19	35	4,0	0,08	36	85,0	0,09	29	20,0	ESTÂNCIA SÃO BENTO
10,72	32	2,0	2,63	28	19,0	0,99	26	0,1	0,28	32	2,0	0,10	34	22,0	0,30	33	0,5	0,07	35	80,0	-0,06	27	73,0	ESTÂNCIA RIO NEGRO
8,26	34	6,0	4,93	30	4,0	0,99	29	0,1	0,13	34	17,0	-0,04	35	64,0	0,24	35	2,0	-0,05	36	26,0	0,09	29	20,0	ESTÂNCIA BELA VISTA
-6,39	29	90,0	-3,63	24	91,0	0,99	24	0,1	0,01	30	49,0	0,00	32	52,0	-0,01	31	55,0	-0,10	33	9,0	0,03	23	40,0	FAZENDA SANTA TEREZA
5,12	28	18,0	5,94	24	2,0	0,99	23	0,1	0,11	30	22,0	0,21	32	5,0	0,10	31	20,0	0,09	33	86,0	0,15	23	8,0	ESTÂNCIA BELA VISTA
11,74	29	1,0	0,24	25	48,0	0,99	24	0,1	0,50	30	0,1	0,18	32	8,0	0,48	31	0,1	0,18	33	99,0	0,10	23	18,0	ESTÂNCIA CARCÁVIO
9,97	31	3,0	1,26	27	34,0	0,98	27	0,1	0,29	28	1,0	0,03	29	40,0	0,27	30	1,0	0,14	31	95,0	0,06	27	30,0	CABANHA VACACÁI
10,08	29	3,0	4,89	26	4,0	0,98	27	0,1	0,37	30	0,5	0,01	32	49,0	0,21	32	3,0	0,17	33	98,0	0,04	26	35,0	FAZENDA PITANGA
21,41	32	0,1	13,73	28	0,1	0,98	27	0,1	0,43	32	0,1	0,37	34	0,5	0,20	32	4,0	0,07	35	79,0	0,10	27	18,0	FAZENDA SANTA TEREZA
13,17	30	1,0	4,59	26	6,0	0,98	25	0,1	0,30	28	1,0	0,37	29	0,5	0,27	30	1,0	0,17	30	99,0	0,05	25	31,0	AGROPECUÁRIA PLATANO
8,33	34	6,0	3,82	30	9,0	0,98	29	0,1	0,24	33	3,0	-0,06	35	69,0	0,15	35	10,0	0,08	36	85,0	0,04	29	37,0	ESTÂNCIA SÃO BENTO
7,25	31	9,0	6,28	27	1,0	0,98	24	0,1	0,05	31	36,0	0,10	33	21,0	0,10	33	20,0	-0,01	34	43,0	-0,01	26	55,0	FAZENDA SANTA PRENDA
6,40	31	12,0	-1,20	27	68,0	0,98	27	0,1	0,23	31	4,0	0,14	33	14,0	0,19	33	5,0	-0,15	33	2,0	0,08	26	22,0	ESTÂNCIA DO BOLSO
8,35	34	6,0	6,48	31	1,0	0,98	30	0,1	0,13	34	16,0	0,05	36	35,0	0,11	35	18,0	0,14	36	96,0	0,14	29	10,0	ESTÂNCIA BELA VISTA
6,20	32	13,0	2,01	29	25,0	0,97	29	0,1	0,12	32	19,0	0,08	33	28,0	0,21	33	3,0	0,15	34	97,0	-0,02	27	57,0	ESTÂNCIA CARCÁVIO
5,10	24	18,0	1,51	20	31,0	0,97	19	0,1	-0,10	24	80,0	0,14	26	13,0	0,11	26	17,0	0,06	27	77,0	-0,08	18	79,0	FAZENDA IRAPUÃ
11,84	33	1,0	3,78	30	10,0	0,97	29	0,1	0,26	33	3,0	0,09	35	24,0	0,32	34	0,5	0,01	36	55,0	0,05	28	33,0	FAZENDA SANTA PRENDA
16,30	33	0,1	10,06	29	0,1	0,96	29	0,1	0,34	32	0,5	-0,04	34	65,0	0,30	34	0,5	0,13	35	94,0	0,06	28	28,0	ESTÂNCIA SÃO BENTO
8,49	33	6,0	5,61	30	3,0	0,96	28	0,1	0,40	33	0,5	0,17	35	9,0	0,34	35	0,5	0,07	36	79,0	0,04	28	34,0	FAZENDA SANTA PRENDA
11,94	30	1,0	5,50	27	3,0	0,96	27	0,1	0,37	30	0,5	0,03	32	41,0	0,20	32	3,0	0,07	33	79,0	0,03	26	37,0	CABANHA VACACÁI
9,26	29	4,0	6,04	25	2,0	0,95	23	0,1	0,11	30	20,0	0,10	32	22,0	0,04	31	39,0	0,14	33	96,0	0,13	23	11,0	ESTÂNCIA BELA VISTA
19,52	31	0,1	10,02	25	0,1	0,95	27	0,1	0,31	30	1,0	0,25	32	2,0	0,35	30	0,1	0,17	34	98,0	0,26	26	1,0	AGROPECUÁRIA SERENO
11,72	33	1,0	5,39	30	3,0	0,95	29	0,1	0,33	33	1,0	0,00	35	51,0	0,31	35	0,5	-0,04	36	31,0	-0,01	28	53,0	SARANDI
1,30	34	42,0	0,48	28	45,0	0,95	28	0,1	0,32	32	1,0	0,00	34	50,0	0,24	34	2,0	-0,08	35	16,0	-0,07	28	76,0	AGROPECUÁRIA SERENO
11,52	33	2,0	2,96	30	16,0	0,95	30	0,1	0,28	33	2,0	0,06	35	33,0	0,37	35	0,1	0,08	36	83,0	-0,13	29	90,0	ESTÂNCIA CARCÁVIO
10,46	34	2,0	6,74	30	1,0	0,95	29	0,1	0,25	33	3,0	0,09	35	24,0	0,18	35	6,0	0,16	36	97,0	0,04	28	35,0	ESTÂNCIA CARCÁVIO
4,65	33	20,0	3,55	28	11,0	0,94	27	0,1	0,18	32	8,0	0,09	34	24,0	0,13	33	12,0	0,04	34	70,0	0,01	27	48,0	PARCERIA PECUÁRIA ITA
22,30	27	0,1	10,55	24	0,1	0,94	23	0,1	0,33	28	1,0	0,30	30	1,0	0,23	30	2,0	0,08	31	85,0	-0,02	23	59,0	AGROPECUÁRIA SERENO
12,40	30	1,0	11,41	27	0,1	0,94	26	0,1	0,23	30	4,0	-0,04	31	64,0	0,19	31	4,0	0,07	32	79,0	0,00	25	50,0	CABANHA VACACÁI
11,52	33	1,0	5,44	30	3,0	0,93	29	0,1	0,11	33	20,0	0,16	35	10,0	0,07	33	29,0	0,10	36	88,0	0,09	28	19,0	FAZENDA SANTA TEREZA
6,57	33	11,0	2,97	30	16,0	0,93	29	0,1	0,17	33	10,0	0,08	35	27,0	0,23	35	2,0	0,04	36	70,0	0,05	28	32,0	SARANDI
14,72	32	0,5	6,31	29	1,0	0,93	28	0,1	0,34	33	0,5	-0,07	35	73,0	0,27	34	1,0	-0,01	35	46,0	-0,07	27	76,0	ESTÂNCIA BELA VISTA
15,46	34	0,5	7,68	30	0,5	0,93	30	0,1	0,41	33	0,1	0,01	35	46,0	0,35	35	0,1	0,10	35	90,0	0,07	29	25,0	ESTÂNCIA SÃO BENTO
13,60	33	1,0	5,99	30	2,0	0,92	28	0,1	0,22	33	5,0	0,02	35	43,0	0,22	35	3,0	-0,05	36	25,0	0,14	28	8,0	ESTÂNCIA BELA VISTA
3,15	33	29,0	1,38	30	33,0	0,92	28	0,1	0,24	33	4,0	0,08	35	26,0	0,19	34	5,0	0,02	36	58,0	-0,04	28	66,0	ESTÂNCIA BELA VISTA

BRAFORD TOUROS JOVENS LÍDERES ORDENANDOS PELO PERÍMETRO ESCROTAL AO SOBREANO - TOP 0,1%

Reg	Nome	Nasc.	G. Sangue	Livro	Pai	IQG	%	Peso ao Nascer			Peso à Desmama Materno			Peso à Desmama Direto			Total Materno	
								DEP	AC	%	DEPm	AC	%	DEPd	AC	%	DEP	%
388118	SAO BENTO 38-TEX013	2020	38	CCG	GUASUNCHOS 3125 BULON EXPERTO	2,6	0,5	0,51		85,0	-3,19	16	94,0	8,64	34	1,0	1,13	33,0
n390979	BELVISTA E214	2020		CCG	BELVISTA 38-2922 APOGEU	0,4	36,0	0,54		87,0	-0,64	21	62,0	2,46	32	25,0	0,60	41,0
n389944	CARCAVIO 6723	2020		CCG	GUASUNCHOS 3125 BULON EXPERTO	1,8	4,0	0,08	30	55,0	-0,24	15	54,0	5,64	33	5,0	2,58	15,0
398913	RS 38-J16	2020	38	CCG	MAE RAINHA 38-TES69 MAESTRO	1,0	16,0	0,25	27	69,0	-0,88	16	66,0	5,04	29	7,0	1,64	26,0
n383433	IRAPUA J167	2020		CCG	SAO BENTO 38-Q072	2,1	2,0	0,09	28	56,0	-0,05	15	51,0	8,39	29	1,0	4,15	4,0
419382	SERENO 38-20129	2020	38	CCG	SERENO 38-TE17138 MOLINO	2,6	0,5	-0,05	25	45,0	3,68	15	4,0	9,37	27	0,5	8,36	0,1
n391053	BELVISTA E314	2020		CCG	RM2019-RM5	0,8	21,0	0,24		68,0	-0,45	12	58,0	2,24	30	27,0	0,67	40,0
n390047	CARCAVIO 6584	2020		CCG	GUASUNCHOS 3125 BULON EXPERTO	2,4	1,0	0,09	28	56,0	-0,30	13	55,0	6,14	33	4,0	2,77	13,0
n399077	AGROPECUÁRIA PLÁTANO TE187	2020		CCG	GUASUNCHOS 3125 BULON EXPERTO	2,4	1,0	0,43	29	81,0	0,50	15	40,0	6,50	31	3,0	3,75	6,0
n393320	SAO BENTO TEX014	2020		CCG	GUASUNCHOS 3125 BULON EXPERTO	1,7	4,0	0,49		84,0	-2,76	16	91,0	5,74	34	5,0	0,11	49,0
n379659	SBV 20031	2020		CCG	BELVISTA 38-4216 MUTANTE	1,1	14,0	0,54		86,0	-1,44	16	75,0	4,08	32	12,0	0,60	41,0
n390097	SANTA RITA DI57	2020		CCG	BELVISTA 38-2922 APOGEU	-0,6	74,0	1,26		99,0	0,26	20	45,0	-2,47	32	78,0	-0,98	67,0
n388259	SANTA GERTRUDES 2319	2020		CCG	SANTA GERTRUDES 38-1203 DOBLE ANCHO	2,2	2,0	0,66		91,0	-1,31	15	73,0	8,58	32	1,0	2,98	11,0
n390062	CARCAVIO 6699	2020		CCG	RMCARCAVDIORM01-PI9	0,9	20,0	-0,20	23	32,0	-1,03	10	69,0	3,57	26	16,0	0,75	39,0
418747	SERENO 38-TE20771	2020	38	CCG	BELVISTA 38-5804 (PAYSANO)	1,3	10,0	0,00	34	49,0	-0,03	27	50,0	5,41	36	6,0	2,67	14,0
n379646	SBV 20009	2020		CCG	BELVISTA 38-4216 MUTANTE	1,6	5,0	0,79		95,0	-0,90	15	66,0	6,11	30	4,0	2,16	19,0
n407089	IRAPUA J241	2020		CCG	SAO BENTO 38-Q072	1,4	8,0	0,17	24	63,0	0,58	13	39,0	4,01	23	13,0	2,58	15,0
n386989	MÃE RAINHA Z55 TREVÓ SENHOR	2020		CCG	CAMILA 38-S65 SENHOR	2,3	1,0	1,62	30	99,0	0,65	14	38,0	7,14	31	2,0	4,22	4,0
393316	SAO BENTO 38-TEX046	2020	38	CCG	GUASUNCHOS 3125 BULON EXPERTO	1,9	3,0	0,37		78,0	0,88	16	33,0	4,62	35	9,0	3,19	10,0
n393796	CERRO VERDE 0724	2020		CCG	SAO BENTO 38-Q134 SULINO	2,3	1,0	0,10	26	57,0	2,70	14	10,0	4,17	28	12,0	4,79	2,0
391870	G.S.M. 38-0379	2020	38	CCG	MAE RAINHA 38-TES69 MAESTRO	3,3	0,1	0,55	30	87,0	2,85	18	9,0	7,43	31	2,0	6,57	0,5
n386789	MÃE RAINHA Z86 X-BULL	2020		CCG	RANCHO 906 T/E X-BULL	2,6	1,0	0,22	31	67,0	-1,76	23	80,0	8,49	32	1,0	2,48	16,0
n388164	SANTA GERTRUDES 2338	2020		CCG	RANCHO 316 T/E MAGNO	2,3	1,0	0,42		80,0	2,78	24	9,0	5,06	31	7,0	5,31	1,0

Peso ao Sobreano			Ganho Pós-Desmama			Perímetro Escrotal ao Sobreano			Musculatura			Estatura			Estrutura Corporal			Umbigo / Prepúcio			Pigmentação Ocular			Propriedade
DEP	AC	%	DEP	AC	%	DEP	AC	%	DEP	AC	%	DEP	AC	%	DEP	AC	%	DEP	AC	%	DEP	AC	%	
17,70	34	0,1	10,83	30	0,1	0,92	29	0,1	0,36	33	0,5	-0,07	35	73,0	0,14	35	11,0	0,19	36	99,0	0,11	29	14,0	ESTÂNCIA SÃO BENTO
1,17	33	43,0	-1,66	29	74,0	0,92	28	0,1	0,02	33	46,0	0,05	35	35,0	0,03	34	43,0	0,05	36	71,0	0,01	28	47,0	ESTÂNCIA BELA VISTA
10,84	34	2,0	5,35	30	3,0	0,92	30	0,1	0,16	34	12,0	0,12	36	17,0	0,22	35	2,0	-0,01	36	42,0	0,13	29	11,0	ESTÂNCIA CARCÁVIO
5,31	29	17,0	0,07	27	51,0	0,92	27	0,1	0,11	30	20,0	0,03	32	41,0	0,14	32	10,0	0,09	33	87,0	0,11	25	16,0	CABANHA VACACÁI
13,25	29	1,0	5,71	23	2,0	0,92	21	0,1	0,12	28	20,0	0,16	30	10,0	0,22	30	2,0	0,20	30	99,0	0,19	23	4,0	FAZENDA IRAPUÃ
13,57	28	1,0	4,57	24	6,0	0,91	23	0,1	0,27	29	2,0	0,36	30	0,5	0,20	30	4,0	-0,10	31	11,0	-0,01	23	53,0	AGROPECUÁRIA SERENO
4,17	30	23,0	2,20	25	23,0	0,91	24	0,1	0,09	30	25,0	0,14	32	13,0	0,10	32	18,0	-0,01	33	44,0	-0,06	24	73,0	ESTÂNCIA BELA VISTA
13,17	33	1,0	7,62	30	0,5	0,91	29	0,1	0,40	33	0,5	-0,10	35	80,0	0,34	35	0,5	0,15	36	97,0	-0,08	28	77,0	ESTÂNCIA CARCÁVIO
12,99	29	1,0	6,41	26	1,0	0,91	24	0,1	0,30	27	1,0	0,03	28	40,0	0,30	29	0,5	0,09	28	87,0	0,03	24	39,0	AGROPECUÁRIA PLATANO
11,51	34	2,0	6,09	30	2,0	0,91	29	0,1	0,32	33	1,0	-0,07	35	73,0	0,07	35	28,0	0,08	36	85,0	-0,02	29	57,0	ESTÂNCIA SÃO BENTO
8,84	32	5,0	7,28	28	1,0	0,90	27	0,1	-0,11	33	81,0	0,19	34	7,0	-0,04	34	65,0	0,12	35	92,0	0,14	28	10,0	FAZENDA SÃO BENTO DO VERDE
-6,03	32	89,0	-5,00	29	97,0	0,90	28	0,1	-0,13	33	86,0	-0,02	35	58,0	-0,16	30	94,0	-0,01	33	42,0	0,04	28	34,0	FAZENDA SANTA RITA
13,26	32	1,0	5,17	27	4,0	0,90	23	0,1	0,33	32	1,0	0,11	34	20,0	0,26	33	1,0	0,20	35	99,0	0,01	27	47,0	ESTÂNCIA SANTA GERTRUDES
5,14	26	17,0	0,90	21	39,0	0,90	21	0,1	0,09	26	25,0	-0,05	28	67,0	0,28	28	1,0	0,15	29	97,0	0,00	20	52,0	ESTÂNCIA CARCÁVIO
6,18	36	13,0	0,74	31	41,0	0,90	31	0,1	0,24	35	3,0	0,13	36	16,0	0,24	36	1,0	-0,20	37	0,5	-0,02	31	59,0	AGROPECUÁRIA SERENO
12,97	31	1,0	9,46	27	0,1	0,90	25	0,1	-0,15	32	89,0	0,19	33	6,0	-0,12	33	87,0	-0,11	34	8,0	0,16	26	7,0	FAZENDA SÃO BENTO DO VERDE
8,60	23	5,0	5,29	20	3,0	0,90	20	0,1	-0,02	24	59,0	0,16	26	10,0	0,08	26	25,0	0,10	26	89,0	0,17	19	5,0	FAZENDA IRAPUÃ
12,16	31	1,0	6,12	27	2,0	0,90	26	0,1	0,20	30	6,0	0,05	32	35,0	0,17	32	6,0	0,03	33	65,0	0,01	26	46,0	FAZENDA MÃE RAINHA
8,05	35	7,0	3,06	30	15,0	0,90	31	0,1	0,40	34	0,1	-0,11	35	82,0	0,25	35	1,0	0,16	36	98,0	0,02	29	43,0	ESTÂNCIA SÃO BENTO
10,59	28	2,0	6,77	25	1,0	0,89	25	0,1	0,20	28	7,0	0,09	30	24,0	0,20	29	4,0	0,23	30	99,0	-0,10	23	85,0	FAZENDA CERRO VERDE
15,00	31	0,5	10,58	28	0,1	0,89	29	0,1	0,30	32	1,0	0,08	33	28,0	0,25	33	1,0	0,08	34	83,0	0,03	27	38,0	FAZENDA DO ENGENHO
14,80	33	0,5	7,97	30	0,5	0,89	30	0,1	0,39	34	0,5	0,00	35	50,0	0,34	35	0,1	0,07	36	79,0	-0,10	29	83,0	FAZENDA MÃE RAINHA
8,94	32	5,0	4,90	29	4,0	0,89	29	0,1	0,30	33	1,0	0,11	35	20,0	0,27	35	1,0	0,11	35	91,0	-0,05	28	70,0	ESTÂNCIA SANTA GERTRUDES

BRAFORD FÊMEAS JOVENS - TOP 10%

Reg	Nome	Nasc.	G. Sangue	Livro	Pai	IQG	%	Peso ao Nascer			Peso à Desmama Materno			Peso à Desmama Direto			Total Materno	
								DEP	AC	%	DEPm	AC	%	DEPd	AC	%	DEP	%
390998	BELA VISTA 38-E237	2020	38	CCG	GUASUNCHOS 3125 BULON EXPERTO	5,1	0,1	1,21		99,0	2,37	15	13,0	14,54	33	0,1	9,64	0,1
388030	SANTA GERTRUDES 38-2306	2020	38	CCG	GUASUNCHOS 3125 BULON EXPERTO	4,7	0,1	0,93		97,0	-3,16	15	93,0	17,00	33	0,1	5,34	1,0
n395363	CARCAVIO TE84 EXPERTO 3807 MAGNO	2020		CCG	GUASUNCHOS 3125 BULON EXPERTO	4,6	0,1	0,47		83,0	2,03	16	16,0	11,20	35	0,1	7,63	0,1
n398675	GIULIA 044	2020		CCG	RMI SG2019	4,4	0,1	1,92		99,0	-0,75	9	64,0	24,65	23	0,1	11,58	0,1
388031	SANTA GERTRUDES 38-2327	2020	38	CCG	GUASUNCHOS 3125 BULON EXPERTO	4,3	0,1	0,76		94,0	-1,11	15	70,0	13,12	31	0,1	5,45	1,0
n395361	CARCAVIO TE108 EXPERTO 3807 MAGNO	2020		CCG	GUASUNCHOS 3125 BULON EXPERTO	4,2	0,1	0,54		87,0	2,03	16	16,0	10,44	35	0,5	7,25	0,5
n387670	SANTA PRENDA 38-Z114	2020	38	CCG	GUASUNCHOS 3125 BULON EXPERTO	4,1	0,1	1,60	32	99,0	0,37	17	43,0	11,58	35	0,1	6,16	1,0
n399087	AGROPECUÁRIA PLÁTANO TE303	2020		CCG	GUASUNCHOS 3125 BULON EXPERTO	4,1	0,1	0,58	30	88,0	-1,08	15	70,0	14,35	31	0,1	6,09	1,0
388027	SANTA GERTRUDES 38-2112	2020	38	CCG	GUASUNCHOS 3125 BULON EXPERTO	4,1	0,1	0,51		85,0	-2,57	14	89,0	12,93	33	0,1	3,90	5,0
n399212	GIULIA 043	2020		CCG	RMI SG2019	4,1	0,1	1,89		99,0	-2,47	10	88,0	24,78	24	0,1	9,92	0,1
n386734	MAE RAINHA Z719	2020		CCG	MAE RAINHA 38-R 15 RAULITO	4,0	0,1	0,82	27	95,0	-0,88	16	66,0	11,58	30	0,1	4,91	2,0
396371	MAE RAINHA 38-TEZ676 TAURA MAGNO	2020	38	CCG	RANCHO 316 T/E MAGNO	3,9	0,1	0,10	33	58,0	1,68	27	21,0	8,57	36	1,0	5,97	1,0
387950	CARCAVIO 38-6686	2020	38	CCG	MARCAOJO 06491 LAGRIMITA	3,8	0,1	0,56	25	87,0	-0,72	11	63,0	11,35	30	0,1	4,96	2,0
n386712	MÃE RAINHA Z672 RAULITO EXPERTO	2020		CCG	GUASUNCHOS 3125 BULON EXPERTO	3,8	0,1	1,00	30	98,0	-1,33	15	74,0	12,74	32	0,1	5,04	2,0
n399204	GIULIA 021	2020		CCG	RMI SG2019	3,7	0,1	1,23		99,0	-1,14	9	71,0	19,24	23	0,1	8,48	0,1
n387671	SANTA PRENDA 38-Z115	2020	38	CCG	GUASUNCHOS 3125 BULON EXPERTO	3,7	0,1	1,51	31	99,0	0,69	15	37,0	10,87	34	0,1	6,13	1,0
n387664	SANTA PRENDA 38-Z098	2020	38	CCG	GUASUNCHOS 3125 BULON EXPERTO	3,6	0,1	0,61	32	89,0	-0,29	16	55,0	9,73	35	0,5	4,58	3,0
n396369	MAE RAINHA 38-TEZ689 PAYSANO EXPERTO	2020	38	CCG	GUASUNCHOS 3125 BULON EXPERTO	3,6	0,1	0,82	34	95,0	-1,55	18	77,0	10,46	37	0,5	3,68	7,0
n408157	ESTÂNCIA AURORA FIVA20028 CANTIGA	2020		CCG	GUASUNCHOS 3125 BULON EXPERTO	3,5	0,1	0,66		91,0	0,73	15	36,0	9,89	34	0,5	5,67	1,0
n389855	CARCAVIO 6560	2020		CCG	GUASUNCHOS 3125 BULON EXPERTO	3,5	0,1	1,15	30	99,0	1,66	15	21,0	9,01	33	0,5	6,17	1,0
388185	SANTA GERTRUDES 38-2137	2020	38	CCG	GUASUNCHOS 3125 BULON EXPERTO	3,5	0,1	0,62		90,0	0,44	12	41,0	9,37	31	0,5	5,13	2,0
n389850	CARCAVIO 6552	2020		CCG	GUASUNCHOS 3125 BULON EXPERTO	3,4	0,1	1,34	28	99,0	-0,66	13	62,0	8,41	33	1,0	3,55	7,0
n393809	CERRO VERDE 0002	2020		CCG	SAO BENTO 38-Q134 SULINO	3,3	0,1	-0,30	27	25,0	1,64	15	21,0	9,94	29	0,5	6,61	0,5
n389955	CARCAVIO 6736	2020		CCG	GUASUNCHOS 3125 BULON EXPERTO	3,3	0,1	0,30	30	73,0	-0,76	15	64,0	9,79	32	0,5	4,14	4,0
379886	OURO 38-O171	2020	38	CCG	GUASUNCHOS 3125 BULON EXPERTO	3,3	0,1	0,65		91,0	-1,02	13	68,0	9,59	32	0,5	3,78	6,0
n386767	MAE RAINHA Z756	2020		CCG	MAE RAINHA 38-TE572 TAURA MAGNO TE	3,3	0,1	1,12	28	99,0	1,16	17	29,0	10,82	30	0,1	6,57	0,5
388706	ESTÂNCIA AURORA 38-FIVA20014 CAMELIA	2020	38	CCG	GUASUNCHOS 3125 BULON EXPERTO	3,3	0,1	0,55	29	87,0	2,23	16	14,0	6,71	34	3,0	5,59	1,0
n393723	CERRO VERDE 0027	2020		CCG	RANCHO 316 T/E MAGNO	3,3	0,1	0,46	32	82,0	0,85	23	34,0	9,77	34	0,5	5,73	1,0
n418440	SERENO TE20058	2020		CCG	SERENO 38-TE17138 MOLINO	3,3	0,1	-0,09	29	42,0	3,69	17	4,0	9,90	32	0,5	8,64	0,1
n418444	SERENO TE20068	2020		CCG	SERENO 38-TE16045 MANECO	3,2	0,1	0,47	30	83,0	1,33	17	26,0	11,82	33	0,1	7,24	0,5
n399094	AGROPECUÁRIA PLÁTANO TE315	2020		CCG	GUASUNCHOS 3125 BULON EXPERTO	3,2	0,1	0,52	31	86,0	-0,28	15	55,0	10,01	32	0,5	4,72	3,0
388028	SANTA GERTRUDES 38-2159	2020	38	CCG	GUASUNCHOS 3125 BULON EXPERTO	3,1	0,1	0,39		79,0	-2,15	14	85,0	9,51	33	0,5	2,60	15,0
n418756	SERENO TE20514	2020		CCG	SERENO 38-TE16019 SAMURAI	3,1	0,1	0,55	32	87,0	2,81	17	9,0	8,19	35	1,0	6,90	0,5
n387676	SANTA PRENDA Z132	2020		CCG	GUASUNCHOS 3125 BULON EXPERTO	3,1	0,5	1,17	31	99,0	0,31	16	44,0	8,25	33	1,0	4,43	3,0
388029	SANTA GERTRUDES 38-2191	2020	38	CCG	SANTA GERTRUDES 38-I203 DOBLE ANCHO	3,1	0,5	0,27		70,0	-2,83	14	91,0	10,77	31	0,1	2,55	15,0

Peso ao Sobreano			Ganho Pós-Desmama			Perímetro Escrotal ao Sobreano			Musculatura			Estatura			Estrutura Corporal			Umbigo / Prepúcio			Pigmentação Ocular			Propriedade
DEP	AC	%	DEP	AC	%	DEP	AC	%	DEP	AC	%	DEP	AC	%	DEP	AC	%	DEP	AC	%	DEP	AC	%	
28,84	33	0,1	17,74	29	0,1	1,14		0,1	0,38	32	0,5	0,09	33	24,0	0,37	34	0,1	0,10	34	90,0	0,01	28	47,0	FAZENDA SÃO JORGE
31,32	33	0,1	17,87	30	0,1	0,98		0,1	0,53	33	0,1	0,07	35	29,0	0,45	35	0,1	0,20	36	99,0	0,16	29	6,0	ESTÂNCIA SANTA GERTRUDES
24,28	34	0,1	14,72	30	0,1	1,42		0,1	0,38	33	0,5	0,00	35	52,0	0,42	35	0,1	0,15	35	97,0	0,06	29	30,0	FAZENDA SÃO JORGE
33,70	23	0,1	7,36	20	0,5	1,35		0,1	0,23	25	4,0	0,35	27	0,5	0,26	26	1,0	-0,05		26,0	0,12		12,0	PECUÁRIA SANTA GIULIA
25,47	31	0,1	15,41	29	0,1	0,98		0,1	0,52	32	0,1	0,06	34	32,0	0,43	34	0,1	0,09	35	86,0	-0,05	27	70,0	ESTÂNCIA SANTA GERTRUDES
21,77	34	0,1	12,11	30	0,1	1,44		0,1	0,40	33	0,5	0,02	35	45,0	0,36	35	0,1	0,18	35	99,0	-0,02	29	58,0	ESTÂNCIA CARCÁVIO
21,69	35	0,1	11,70	31	0,1	1,45		0,1	0,44	35	0,1	0,00	36	52,0	0,36	36	0,1	0,05	37	73,0	-0,01	30	53,0	FAZENDA SANTA PRENDA
26,49	30	0,1	14,17	26	0,1	1,11		0,1	0,52	28	0,1	0,27	29	1,0	0,51	30	0,1	0,20	29	99,0	0,08	25	22,0	AGROPECUÁRIA PLÁTANO
26,57	33	0,1	16,94	29	0,1	0,88		0,5	0,55	33	0,1	-0,14	34	87,0	0,50	34	0,1	0,26	35	99,0	0,10	28	17,0	ESTÂNCIA SANTA GERTRUDES
33,57	24	0,1	7,32	20	1,0	1,03		0,1	0,27	25	2,0	0,27	27	2,0	0,19	26	5,0	0,06		78,0	0,13		11,0	PECUÁRIA SANTA GIULIA
25,95	30	0,1	18,06	26	0,1	0,55		3,0	0,50	30	0,1	0,21	32	5,0	0,28	32	1,0	0,01	33	52,0	0,04	24	34,0	FAZENDA MÃE RAINHA
22,64	35	0,1	17,18	32	0,1	0,36		11,0	0,32	34	1,0	-0,03	35	60,0	0,29	36	0,5	0,11	36	91,0	-0,02	30	57,0	FAZENDA MÃE RAINHA
24,17	29	0,1	17,45	23	0,1	0,46		6,0	0,43	30	0,1	0,14	32	14,0	0,35	31	0,1	0,04	32	67,0	-0,15	24	92,0	FAZENDA 2A
25,19	32	0,1	13,82	30	0,1	0,98		0,1	0,27	33	2,0	0,03	35	43,0	0,26	34	1,0	0,18	35	99,0	0,05	28	31,0	FAZENDA MÃE RAINHA
26,72	24	0,1	6,86	20	1,0	1,02		0,1	0,29	25	1,0	0,20	27	6,0	0,31	26	0,5	0,05		74,0	0,13		10,0	PECUÁRIA SANTA GIULIA
19,34	33	0,1	9,75	29	0,1	1,28		0,1	0,41	33	0,1	0,02	34	46,0	0,36	34	0,1	0,05	35	74,0	0,00	29	50,0	FAZENDA SANTA PRENDA
19,08	35	0,1	10,80	31	0,1	1,29		0,1	0,44	35	0,1	0,00	36	52,0	0,38	36	0,1	0,12	37	93,0	-0,01	30	54,0	FAZENDA SANTA PRENDA
23,23	36	0,1	15,39	31	0,1	0,72		1,0	0,37	34	0,5	0,04	36	38,0	0,22	36	2,0	0,16	36	98,0	-0,08	30	80,0	FAZENDA MÃE RAINHA
19,41	34	0,1	12,37	30	0,1	0,78		0,5	0,31	33	1,0	-0,01	34	56,0	0,21	34	3,0	0,04	35	69,0	0,09	28	19,0	ESTÂNCIA AURORA
18,03	33	0,1	10,08	30	0,1	0,99		0,1	0,42	33	0,1	0,07	35	29,0	0,47	35	0,1	0,23	36	99,0	0,00	28	49,0	ESTÂNCIA CARCÁVIO
19,74	32	0,1	12,42	29	0,1	0,87		0,5	0,41	33	0,1	0,12	34	18,0	0,36	34	0,1	0,03	35	64,0	-0,03	27	61,0	ESTÂNCIA SANTA GERTRUDES
18,98	33	0,1	12,85	30	0,1	0,93		0,1	0,44	33	0,1	0,02	35	45,0	0,23	34	2,0	0,14	35	96,0	0,19	28	3,0	ESTÂNCIA CARCÁVIO
19,12	30	0,1	10,72	26	0,1	0,48		5,0	0,28	30	1,0	0,02	32	45,0	0,20	31	4,0	0,05	33	72,0	0,10	25	17,0	FAZENDA CERRO VERDE
20,46	31	0,1	12,68	27	0,1	0,77		0,5	0,39	30	0,5	-0,11	32	81,0	0,36	32	0,1	0,14	32	96,0	0,02	27	44,0	ESTÂNCIA CARCÁVIO
20,37	32	0,1	12,40	30	0,1	0,72		1,0	0,37	33	0,5	0,01	35	47,0	0,41	34	0,1	0,09	36	87,0	0,08	28	24,0	ESTÂNCIA CERRO DO OURO
20,71	30	0,1	10,34	26	0,1	0,99		0,1	0,19	31	7,0	0,18	33	8,0	0,17	33	7,0	0,09	34	87,0	0,16	26	7,0	FAZENDA MÃE RAINHA
15,70	33	0,5	10,68	29	0,1	1,00		0,1	0,29	31	1,0	-0,01	33	53,0	0,19	32	4,0	0,07	33	80,0	0,04	28	36,0	ESTÂNCIA AURORA
20,35	34	0,1	13,41	31	0,1	0,56		3,0	0,20	34	6,0	0,05	36	35,0	0,19	35	5,0	0,12	36	93,0	-0,03	29	64,0	FAZENDA CERRO VERDE
19,19	32	0,1	10,68	27	0,1	0,33		13,0	0,33	31	1,0	0,31	33	1,0	0,19	33	4,0	0,20	34	99,0	0,08	26	21,0	AGROPECUÁRIA SERENO
24,26	33	0,1	13,72	28	0,1	0,29		17,0	0,32	32	1,0	0,55	33	0,1	0,26	33	1,0	0,22	34	99,0	0,26	26	1,0	AGROPECUÁRIA SERENO
18,42	31	0,1	8,87	28	0,1	1,07		0,1	0,47	29	0,1	0,12	31	16,0	0,43	31	0,1	0,14	31	96,0	0,08	26	24,0	AGROPECUÁRIA PLATANO
19,39	33	0,1	12,14	30	0,1	0,84		0,5	0,49	33	0,1	-0,11	35	82,0	0,36	35	0,1	0,06	36	77,0	0,01	28	45,0	ESTÂNCIA SANTA GERTRUDES
17,19	34	0,1	10,14	29	0,1	1,13		0,1	0,24	33	4,0	0,29	35	1,0	0,15	35	10,0	0,18	36	99,0	-0,01	29	53,0	AGROPECUÁRIA SERENO
15,77	33	0,5	9,38	29	0,1	1,09		0,1	0,33	33	1,0	0,00	34	49,0	0,33	34	0,5	0,15	35	97,0	-0,12	29	88,0	FAZENDA SANTA PRENDA
19,86	32	0,1	12,55	27	0,1	0,53		3,0	0,44	32	0,1	0,02	34	45,0	0,43	34	0,1	0,25	35	99,0	-0,07	27	76,0	ESTÂNCIA SANTA GERTRUDES

BRAFORD FÊMEAS JOVENS - TOP 10%

Reg	Nome	Nasc.	G. Sangue	Livro	Pai	IQG	%	Peso ao Nascer			Peso à Desmama Materno			Peso à Desmama Direto			Total Materno	
								DEP	AC	%	DEPm	AC	%	DEPd	AC	%	DEP	%
n395357	CARCAVIO TE96 EXPERTO 3807 MAGNO	2020		CCG	GUASUNCHOS 3125 BULON EXPERTO	3,1	0,5	0,44		81,0	2,79	16	9,0	6,13	35	4,0	5,85	1,0
n399091	AGROPECUÁRIA PLÁTANO TE311	2020		CCG	GUASUNCHOS 3125 BULON EXPERTO	3,0	0,5	0,63	31	90,0	-0,26	15	55,0	9,40	32	0,5	4,44	3,0
n395364	CARCAVIO TE88 EXPERTO 2820 MAGNO	2020		CCG	GUASUNCHOS 3125 BULON EXPERTO	3,0	0,5	0,42		80,0	2,20	16	15,0	6,60	35	3,0	5,50	1,0
n418754	SERENO TE20112	2020		CCG	SERENO 38-TE16045 MANECO	3,0	0,5	0,92	29	97,0	1,97	17	17,0	9,15	32	0,5	6,54	0,5
388709	ESTÂNCIA AURORA 38-FIVA20020 COBIÇA	2020	38	CCG	GUASUNCHOS 3125 BULON EXPERTO	3,0	0,5	0,63	29	90,0	2,08	16	16,0	6,58	34	3,0	5,36	1,0
n391874	G.S.M. 0387	2020		CCG	MAE RAINHA 38-TES69 MAESTRO	3,0	0,5	0,39	30	78,0	0,64	18	38,0	8,49	33	1,0	4,88	2,0
388303	PAMPIANO DO SOSSEGO 38-TER38	2020	38	CCG	GUASUNCHOS 3125 BULON EXPERTO	3,0	0,5	0,80	33	95,0	2,25	16	14,0	9,37	36	0,5	6,93	0,5
n384617	SBV 20092	2020		CCG	SBV 38-TE17005	3,0	0,5	0,58		88,0	5,14	13	1,0	7,53	23	1,0	8,90	0,1
n386100	PITANGA 38-F016	2020	38	CCG	MAE RAINHA 38-TES69 MAESTRO	3,0	0,5	0,63	26	90,0	-0,37	14	57,0	10,77	28	0,1	5,02	2,0
n394023	SERENO 20150	2020		CCG	SERENO 38-TE17138 MOLINO	3,0	0,5	1,15	25	99,0	0,63	15	38,0	13,26	28	0,1	7,26	0,5
n399085	AGROPECUÁRIA PLÁTANO TE301	2020		CCG	GUASUNCHOS 3125 BULON EXPERTO	3,0	0,5	0,67	30	92,0	-0,50	15	59,0	10,65	31	0,1	4,82	2,0
n393396	WACHHOLZ 806	2020		CCG	WACHHOLZ 38-517	2,9	0,5	0,04	23	52,0	0,40	11	42,0	8,50	25	1,0	4,65	3,0
n386109	PITANGA F034	2020		CCG	MAE RAINHA 38-TES69 MAESTRO	2,9	0,5	0,53	30	86,0	1,53	16	23,0	11,75	30	0,1	7,41	0,5
n386713	MÃE RAINHA Z678 RAULITO MAESTRO	2020		CCG	MAE RAINHA 38-TES69 MAESTRO	2,9	0,5	0,75	30	94,0	-1,61	18	78,0	9,52	32	0,5	3,15	10,0
n386091	PITANGA F007	2020		CCG	MAE RAINHA 38-TES69 MAESTRO	2,9	0,5	0,29	24	72,0	0,49	15	40,0	7,59	27	1,0	4,29	4,0
n394018	SERENO 20134	2020		CCG	SERENO 38-TE17138 MOLINO	2,8	0,5	0,88	24	97,0	1,68	11	21,0	9,59	26	0,5	6,48	0,5
379787	OURO 38-O003	2020	38	CCG	RANCHO 316 T/E MAGNO	2,8	0,5	0,30		73,0	0,05	21	49,0	8,80	32	1,0	4,45	3,0
390954	BELA VISTA 38-E181	2020	38	CCG	GUASUNCHOS 3125 BULON EXPERTO	2,8	0,5	0,69		92,0	-0,40	14	57,0	8,77	31	1,0	3,99	5,0
n376770	SERENO 38-20116	2020	38	CCG	SERENO 38-TE17138 MOLINO	2,8	0,5	0,82	25	95,0	1,81	14	19,0	9,57	28	0,5	6,60	0,5
n418448	SERENO TE20096	2020		CCG	SERENO 38-TE16045 MANECO	2,8	0,5	1,08	29	99,0	2,01	17	17,0	8,43	32	1,0	6,22	1,0
n387977	RS 38-TEJ35 JESSICA	2020	38	CCG	GUASUNCHOS 3125 BULON EXPERTO	2,8	0,5	0,48		84,0	-0,10	15	52,0	9,42	33	0,5	4,61	3,0
n399090	AGROPECUÁRIA PLÁTANO TE306	2020		CCG	GUASUNCHOS 3125 BULON EXPERTO	2,8	0,5	0,33	30	75,0	0,62	15	38,0	6,27	31	3,0	3,75	6,0
n388929	PAMPIANO DO SOSSEGO 38-FIVR74	2020	38	CCG	GUASUNCHOS 3125 BULON EXPERTO	2,7	0,5	0,56	33	87,0	0,42	17	42,0	5,84	35	5,0	3,34	9,0
n418749	SERENO TE20082	2020		CCG	SERENO 38-TE16045 MANECO	2,7	0,5	0,29		72,0	2,05		16,0	8,62		1,0	6,36	0,5
n387331	SARANDI 0040	2020		CCG	GUASUNCHOS 3125 BULON EXPERTO	2,7	0,5	0,44	30	82,0	1,36	13	26,0	7,96	31	1,0	5,34	1,0
n387694	SANTA PRENDA 38-Z050	2020	38	CCG	GUASUNCHOS 3125 BULON EXPERTO	2,7	0,5	0,22	31	67,0	-0,91	15	67,0	7,39	33	2,0	2,79	13,0
n418441	SERENO TE20060	2020		CCG	SERENO 38-TE16045 MANECO	2,7	0,5	0,01	29	50,0	2,28	17	14,0	7,55	32	1,0	6,05	1,0
n386097	PITANGA 38-F013	2020	38	CCG	MAE RAINHA 38-TES69 MAESTRO	2,6	0,5	0,34	26	75,0	2,08	15	16,0	7,25	27	2,0	5,70	1,0
n376775	SERENO 38-20124	2020	38	CCG	SERENO 38-TE17138 MOLINO	2,6	0,5	0,71	25	93,0	2,47	15	12,0	9,67	28	0,5	7,30	0,5
379875	OURO 38-O151	2020	38	CCG	CERRO DO OURO 38-H069	2,6	0,5	-0,09		41,0	-1,08	13	70,0	6,81	29	2,0	2,32	17,0
n393740	CERRO VERDE 0045	2020		CCG	RANCHO 316 T/E MAGNO	2,6	0,5	-0,36	29	22,0	-0,10	21	52,0	7,03	31	2,0	3,41	8,0
n379119	SERENO 20122	2020		CCG	SERENO 38-TE17138 MOLINO	2,6	0,5	0,39	25	79,0	0,52	15	40,0	10,88	26	0,1	5,96	1,0
n399088	AGROPECUÁRIA PLÁTANO TE304	2020		CCG	GUASUNCHOS 3125 BULON EXPERTO	2,6	1,0	0,42	30	80,0	0,58	15	39,0	6,21	31	4,0	3,69	7,0
n398668	GIULIA 023	2020		CCG	RMI SG2019	2,6	1,0	1,40		99,0	-3,35	9	95,0	16,65	24	0,1	4,97	2,0
n379849	OURO O105	2020		CCG	CERRO DO OURO 38-J019	2,6	1,0	0,15		61,0	0,39	16	42,0	6,86	30	2,0	3,82	6,0

Peso ao Sobreano			Ganho Pós-Desmama			Perímetro Escrotal ao Sobreano			Musculatura			Estatura			Estrutura Corporal			Umbigo / Prepúcio			Pigmentação Ocular			Propriedade
DEP	AC	%	DEP	AC	%	DEP	AC	%	DEP	AC	%	DEP	AC	%	DEP	AC	%	DEP	AC	%	DEP	AC	%	
13,44	34	1,0	6,45	30	1,0	1,40		0,1	0,30	33	1,0	0,01	35	48,0	0,35	35	0,1	0,29	35	99,0	0,03	29	39,0	ESTÂNCIA CARCÁVIO
16,60	31	0,1	7,00	28	1,0	1,08		0,1	0,49	29	0,1	0,13	31	15,0	0,44	31	0,1	0,17	31	99,0	0,05	26	32,0	AGROPECUÁRIA PLÁTANO
12,89	34	1,0	7,16	30	1,0	0,91		0,1	0,45	33	0,1	-0,03	34	60,0	0,39	34	0,1	0,23	35	99,0	-0,02	29	58,0	ESTÂNCIA CARCÁVIO
20,43	32	0,1	12,26	27	0,1	0,22		23,0	0,33	32	1,0	0,40	33	0,1	0,27	33	1,0	0,07	34	81,0	0,26	26	1,0	AGROPECUÁRIA SERENO
14,03	33	0,5	8,29	29	0,5	1,05		0,1	0,34	31	0,5	0,05	33	35,0	0,27	32	1,0	0,07	33	80,0	0,06	28	27,0	ESTÂNCIA AURORA
15,16	33	0,5	8,32	29	0,5	0,68		1,0	0,57	33	0,1	0,11	35	18,0	0,50	34	0,1	0,11	35	92,0	0,04	28	36,0	FAZENDA DO ENGENHO
14,38	35	0,5	5,93	30	2,0	0,95		0,1	0,32	33	1,0	0,04	35	39,0	0,37	35	0,1	0,11	36	92,0	0,08	30	23,0	ESTÂNCIA DO SOSSEGO
14,16	24	0,5	7,48	21	0,5	0,80		0,5	0,25	24	3,0	0,26	26	2,0	0,22	26	3,0	0,18	27	99,0	-0,04	19	67,0	FAZENDA SÃO BENTO DO VERDE
18,25	29	0,1	9,04	26	0,1	0,65		1,0	0,31	30	1,0	-0,03	31	61,0	0,29	31	0,5	0,05	32	74,0	0,01	24	47,0	FAZENDA PITANGA
19,22	28	0,1	6,50	24	1,0	0,36		11,0	0,37	28	0,5	0,10	30	21,0	0,25	30	1,0	0,17	31	98,0	-0,03	23	60,0	AGROPECUÁRIA SERENO
18,81	30	0,1	8,54	26	0,5	1,10		0,1	0,39	28	0,5	0,21	29	5,0	0,37	30	0,1	0,20	29	99,0	0,05	25	30,0	AGROPECUÁRIA PLATANO
20,02	25	0,1	15,71	21	0,1	-0,14		70,0	0,12	26	18,0	0,08	28	28,0	0,09	27	21,0	0,01	29	55,0	0,04	20	35,0	AGROPECUÁRIA WACHHOLZ
16,46	30	0,1	5,14	27	4,0	0,84		0,5	0,20	30	7,0	0,06	32	33,0	0,18	32	5,0	0,01	32	54,0	-0,03	25	61,0	FAZENDA PITANGA
19,37	32	0,1	13,17	29	0,1	0,21		24,0	0,31	33	1,0	-0,03	34	60,0	0,26	34	1,0	-0,02	35	38,0	0,03	28	39,0	FAZENDA MÃE RAINHA
15,41	26	0,5	9,50	24	0,1	0,52		4,0	0,45	26	0,1	0,06	27	32,0	0,36	28	0,1	0,07	28	81,0	0,02	22	42,0	FAZENDA PITANGA
16,07	27	0,5	7,86	23	0,5	0,83		0,5	0,32	28	1,0	0,30	30	1,0	0,24	29	2,0	0,08	31	84,0	-0,15	22	93,0	AGROPECUÁRIA SERENO
17,36	32	0,1	10,50	29	0,1	0,56		3,0	0,38	33	0,5	-0,18	34	93,0	0,36	34	0,1	0,20	35	99,0	0,09	28	19,0	ESTÂNCIA CERRO DO OURO
16,37	31	0,1	9,28	28	0,1	0,70		1,0	0,31	31	1,0	0,02	33	46,0	0,24	33	2,0	0,12	34	93,0	-0,03	27	61,0	ESTÂNCIA BELA VISTA
14,45	29	0,5	6,02	25	2,0	0,66		1,0	0,34	30	0,5	0,11	32	19,0	0,10	31	18,0	0,30	33	99,0	0,07	24	27,0	AGROPECUÁRIA SERENO
18,33	32	0,1	10,28	27	0,1	0,23		22,0	0,37	32	0,5	0,35	33	0,5	0,31	33	0,5	0,07	34	81,0	0,18	26	4,0	AGROPECUÁRIA SERENO
15,90	32	0,5	6,80	28	1,0	1,07		0,1	0,24	30	4,0	0,00	31	50,0	0,28	32	1,0	0,13	32	94,0	0,06	27	28,0	CABANHA VACACÁI
13,12	30	1,0	6,99	26	1,0	0,97		0,1	0,54	28	0,1	-0,02	29	57,0	0,48	30	0,1	0,05	29	75,0	0,08	25	22,0	AGROPECUÁRIA PLÁTANO
12,94	34	1,0	8,25	29	0,5	1,00		0,1	0,41	32	0,1	0,07	33	30,0	0,31	34	0,5	0,14	34	96,0	-0,02	30	57,0	ESTÂNCIA DO SOSSEGO
19,33	32	0,1	10,99	26	0,1	0,20		25,0	0,32	30	1,0	0,47	32	0,1	0,26	31	1,0	0,22	34	99,0	0,20	26	2,0	AGROPECUÁRIA SERENO
14,20	32	0,5	6,19	29	2,0	0,78		0,5	0,40	33	0,1	0,07	35	29,0	0,23	34	2,0	-0,02	36	39,0	0,01	28	47,0	SARANDI
15,37	33	0,5	10,63	30	0,1	0,83		0,5	0,39	33	0,5	-0,09	35	78,0	0,52	35	0,1	0,01	36	55,0	-0,10	29	84,0	FAZENDA SANTA PRENDA
17,56	32	0,1	10,65	27	0,1	0,20		25,0	0,31	32	1,0	0,33	33	0,5	0,25	33	1,0	0,07	34	81,0	0,26	26	1,0	AGROPECUÁRIA SERENO
12,00	27	1,0	6,65	25	1,0	0,59		2,0	0,33	28	1,0	-0,05	30	68,0	0,27	30	1,0	0,06	31	79,0	0,04	24	36,0	FAZENDA PITANGA
14,95	29	0,5	6,47	25	1,0	0,25		20,0	0,29	30	1,0	0,19	32	6,0	0,17	31	7,0	-0,14	33	4,0	-0,16	24	94,0	AGROPECUÁRIA SERENO
19,63	29	0,1	15,61	25	0,1	0,15		31,0	0,10	31	23,0	0,02	33	43,0	-0,03	32	63,0	0,05	34	74,0	0,01	24	46,0	ESTÂNCIA CERRO DO OURO
15,77	31	0,5	11,19	29	0,1	0,52		4,0	0,22	31	5,0	0,04	33	40,0	0,22	32	2,0	0,15	33	97,0	0,00	26	50,0	FAZENDA CERRO VERDE
15,96	27	0,5	6,15	23	2,0	0,78		0,5	0,33	27	1,0	0,28	29	1,0	0,26	29	1,0	0,15	30	97,0	0,03	22	38,0	AGROPECUÁRIA SERENO
12,65	30	1,0	6,38	26	1,0	0,98		0,1	0,44	28	0,1	0,09	29	24,0	0,40	30	0,1	0,06	29	76,0	0,06	25	30,0	AGROPECUÁRIA PLÁTANO
21,91	24	0,1	4,46	21	6,0	0,81		0,5	0,30	25	1,0	0,23	27	3,0	0,20	27	4,0	-0,02		38,0	0,04		37,0	PECUÁRIA SANTA GIULIA
18,75	30	0,1	14,59	26	0,1	0,13		33,0	0,04	31	41,0	0,11	33	20,0	0,18	32	6,0	0,06	34	76,0	0,17	25	6,0	ESTÂNCIA CERRO DO OURO

BRAFORD FÊMEAS JOVENS BRAFORD - TOP 10%

Reg	Nome	Nasc.	G. Sangue	Livro	Pai	IQG	%	Peso ao Nascer			Peso à Desmama Materno			Peso à Desmama Direto			Total Materno	
								DEP	AC	%	DEPm	AC	%	DEPd	AC	%	DEP	%
n418576	SPODE A031	2020		CCG	SERENO 38-TE1001	2,5	1,0	0,14	26	61,0	0,98	16	32,0	7,50	27	1,0	4,73	3,0
n399208	GIULIA 028	2020		CCG	RMI SG2019	2,5	1,0	1,57		99,0	-3,55	9	95,0	17,92	24	0,1	5,40	1,0
n405626	SAO BENTO X133	2020		CCG	SAO BENTO 38-U063	2,5	1,0	0,08	26	56,0	-0,90	11	66,0	10,51	30	0,5	4,36	4,0
n399086	AGROPECUÁRIA PLÁTANO TE302	2020		CCG	GUASUNCHOS 3125 BULON EXPERTO	2,5	1,0	0,31	30	74,0	0,73	15	36,0	5,87	31	4,0	3,66	7,0
n412020	MAE RAINHA TEZ723 TAURA EXPERTO	2020		CCG	GUASUNCHOS 3125 BULON EXPERTO	2,5	1,0	0,27	32	71,0	0,31	19	44,0	7,39	36	2,0	4,00	5,0
n386198	PITANGA F001	2020		CCG	RANCHO 906 T/E X-BULL	2,5	1,0	0,67	26	91,0	-2,09	20	84,0	15,24	27	0,1	5,53	1,0
n389168	PAMPIANO DO SOSSEGO TER53	2020		CCG	GUASUNCHOS 3125 BULON EXPERTO	2,5	1,0	0,57	33	88,0	-0,70	17	63,0	7,37	36	2,0	2,99	11,0
n418751	SERENO TE20090	2020		CCG	SERENO 38-TE16045 MANECO	2,5	1,0	0,15	30	62,0	2,68	17	10,0	6,12	33	4,0	5,74	1,0
n392551	SANTA TEREZA P4121	2020		CCG	CAMILA 38-S65 SENHOR	2,5	1,0	1,84	28	99,0	-1,83	12	81,0	10,51	32	0,5	3,43	8,0
387976	RS 38-TEJ15 JEDI	2020	38	CCG	EL CHANAR 02397 PAYE	2,4	1,0	0,09		56,0	-1,46	12	76,0	6,46	28	3,0	1,77	24,0
n387432	SARANDI 0093	2020		CCG	GUASUNCHOS 3125 BULON EXPERTO	2,4	1,0	0,58	31	88,0	0,53	14	40,0	7,37	33	2,0	4,22	4,0
379804	OURO 38-O046	2020	38	CCG	GUASUNCHOS 3125 BULON EXPERTO	2,4	1,0	0,45		82,0	-0,49	12	59,0	6,96	31	2,0	2,99	11,0
n390119	SANTA RITA D223	2020		CCG	SANTA RITA 38-Z387	2,4	1,0	1,90		99,0	2,90	14	8,0	9,16	30	0,5	7,48	0,1
399911	RS 38-TEJ17	2020	38	CCG	MAE RAINHA 38-TE569 MAESTRO	2,4	1,0	0,29		72,0	-0,78		64,0	8,00		1,0	3,22	9,0
n418753	SERENO TE20100	2020		CCG	SERENO 38-TE16045 MANECO	2,4	1,0	-0,59	29	10,0	2,89	17	8,0	4,91	32	8,0	5,34	1,0
n391863	G.S.M. 0372	2020		CCG	MAE RAINHA 38-TE569 MAESTRO	2,4	1,0	0,77	30	94,0	0,40	18	42,0	7,29	33	2,0	4,04	5,0
n383793	BARRAGEM M026	2020		CCG	PAMPIANO DO SOSSEGO 38-TEK008 MANO LIMA	2,4	1,0	0,97	28	98,0	1,14	15	29,0	9,68	29	0,5	5,98	1,0
n389900	CARCAVIO 6647	2020		CCG	GUASUNCHOS 3125 BULON EXPERTO	2,4	1,0	0,46	28	82,0	1,39	14	25,0	4,32	32	11,0	3,55	7,0
n393752	CERRO VERDE 0064	2020		CCG	SAO BENTO 38-Q134 SULINO	2,4	1,0	0,19	27	64,0	1,81	14	19,0	7,03	29	2,0	5,33	1,0
n418447	SERENO TE20092	2020		CCG	SERENO 38-TE16045 MANECO	2,4	1,0	-0,30	30	25,0	2,55	17	11,0	6,63	33	3,0	5,87	1,0
n403187	SERENO 20030	2020		CCG	SERENO 38-TE16045 MANECO	2,4	1,0	0,99	26	98,0	-1,06	12	69,0	8,46	28	1,0	3,17	10,0
390901	BELA VISTA 38-E115	2020	38	CCG	GUASUNCHOS 3125 BULON EXPERTO	2,3	1,0	0,55		87,0	0,44	14	41,0	5,25	33	6,0	3,07	11,0
388469	PAMPIANO DO SOSSEGO 38-TERI3	2020	38	CCG	GUASUNCHOS 3125 BULON EXPERTO	2,3	1,0	0,66	32	91,0	2,31	16	13,0	5,43	36	6,0	5,02	2,0
390956	BELA VISTA 38-E183	2020	38	CCG	GUASUNCHOS 3125 BULON EXPERTO	2,3	1,0	0,54		87,0	1,25	14	27,0	5,27	33	6,0	3,88	6,0
n418439	SERENO TE20056	2020		CCG	SERENO 38-TE16045 MANECO	2,3	1,0	-0,70	29	7,0	2,59	17	11,0	6,14	32	4,0	5,66	1,0
n389898	CARCAVIO 6644	2020		CCG	GUASUNCHOS 3125 BULON EXPERTO	2,3	1,0	0,41	28	80,0	-0,32	14	56,0	6,16	34	4,0	2,76	13,0
n386741	MAE RAINHA Z730	2020		CCG	MAE RAINHA 38-TE572 TAURA MAGNO TE	2,3	1,0	0,99	29	98,0	-3,07	17	93,0	10,49	31	0,5	2,18	19,0
n388927	PAMPIANO DO SOSSEGO 38-FIVR113	2020	38	CCG	PAMPIANO DO SOSSEGO 38-TE B7020	2,3	1,0	0,48	35	84,0	1,62	25	22,0	4,52	37	10,0	3,88	6,0
n399210	GIULIA 034	2020		CCG	RMI SG2019	2,3	1,0	1,37		99,0	-4,14	9	98,0	17,63	24	0,1	4,67	3,0
n386723	MÃE RAINHA Z704 EVO MAESTRO	2020		CCG	MAE RAINHA 38-TE569 MAESTRO	2,3	1,0	0,07	31	55,0	-0,46	18	58,0	7,92	32	1,0	3,50	8,0
n395311	CARCAVIO TE86 EXPERTO 2820 MAGNO	2020		CCG	GUASUNCHOS 3125 BULON EXPERTO	2,3	1,0	0,36		76,0	2,59	16	11,0	4,47	35	10,0	4,83	2,0
n391546	LUZ DE SAO JOAO 2545	2020		CCG	RM203LSL2020	2,3	1,0	-0,12	28	39,0	-1,94	13	82,0	12,40	30	0,1	4,26	4,0
n391843	G.S.M. 0344	2020		CCG	MAE RAINHA 38-TE569 MAESTRO	2,3	1,0	-0,55	30	12,0	1,31	17	26,0	5,67	33	5,0	4,14	4,0
n388173	SANTA GERTRUDES 2110	2020		CCG	GUASUNCHOS 3125 BULON EXPERTO	2,2	1,0	0,35		76,0	-1,25	14	72,0	6,27	32	3,0	1,88	22,0
n388266	SANTA GERTRUDES 2336	2020		CCG	SANTA GERTRUDES 38-I203 DOBLE ANCHO	2,2	1,0	0,56		87,0	0,28	15	44,0	8,17	29	1,0	4,36	4,0

Peso ao Sobreano			Ganho Pós-Desmama			Perímetro Escrotal ao Sobreano			Musculatura			Estatura			Estrutura Corporal			Umbigo / Prepúcio			Pigmentação Ocular			Propriedade
DEP	AC	%	DEP	AC	%	DEP	AC	%	DEP	AC	%	DEP	AC	%	DEP	AC	%	DEP	AC	%	DEP	AC	%	
15,48	27	0,5	8,92	25	0,1	0,45		6,0	0,35	28	0,5	0,28	29	1,0	0,33	29	0,5	0,16	30	98,0	0,14	22	9,0	FAZ. DA CAPELA
23,42	24	0,1	4,83	21	5,0	0,71		1,0	0,26	25	2,0	0,31	27	1,0	0,27	27	1,0	0,10		88,0	0,07		24,0	PECUÁRIA SANTA GIULIA
16,70	30	0,1	7,39	26	0,5	0,76		0,5	0,28	31	2,0	0,16	33	11,0	0,29	32	0,5	0,11	34	92,0	-0,07	25	75,0	ESTÂNCIA SÃO BENTO
12,66	30	1,0	7,07	26	1,0	0,96		0,1	0,39	28	0,5	0,12	29	17,0	0,35	30	0,1	0,20	29	99,0	0,06	25	30,0	AGROPECUÁRIA PLATANO
11,98	35	1,0	5,71	31	2,0	0,94		0,1	0,40	33	0,5	-0,03	34	60,0	0,35	35	0,1	0,05	35	73,0	0,09	30	19,0	FAZENDA MAE RAINHA
19,17	27	0,1	3,82	24	9,0	0,71		1,0	0,22	27	4,0	-0,07	28	72,0	0,16	29	8,0	0,01	29	52,0	0,01	23	45,0	FAZENDA PITANGA
12,96	36	1,0	6,75	31	1,0	1,01		0,1	0,57	34	0,1	0,26	36	2,0	0,53	36	0,1	0,10	37	90,0	0,07	30	25,0	ESTÂNCIA DO SOSSEGO
15,98	33	0,5	10,63	28	0,1	0,15		31,0	0,27	32	2,0	0,30	33	1,0	0,21	33	3,0	0,36	34	99,0	0,18	26	4,0	AGROPECUÁRIA SERENO
18,31	32	0,1	9,50	28	0,1	0,69		1,0	0,41	32	0,1	0,38	34	0,5	0,12	31	15,0	0,08	35	83,0	0,07	27	24,0	FAZENDA SANTA TEREZA
13,68	27	0,5	9,30	22	0,1	0,51		4,0	0,42	24	0,1	-0,02	25	59,0	0,31	26	0,5	0,11	26	92,0	0,06	21	29,0	CABANHA VACACAÍ
13,52	33	1,0	6,30	31	1,0	1,00		0,1	0,24	34	4,0	0,14	35	14,0	0,29	35	0,5	0,35	36	99,0	0,13	28	10,0	SARANDI
13,41	31	1,0	6,93	27	1,0	0,63		1,0	0,40	31	0,1	0,03	33	42,0	0,41	33	0,1	0,16	33	98,0	0,07	26	24,0	ESTÂNCIA CERRO DO OURO
14,14	30	0,5	5,44	25	3,0	0,16		30,0	0,20	30	7,0	0,11	32	20,0	0,14	27	11,0	-0,02	31	40,0	0,12	25	12,0	FAZENDA SANTA RITA
13,65	28	0,5	5,96	23	2,0	0,73		1,0	0,41	24	0,1	-0,02	25	59,0	0,34	25	0,5	0,10	25	90,0	0,02	23	41,0	CABANHA VACACAÍ
13,63	32	0,5	9,01	27	0,1	0,14		33,0	0,27	32	2,0	0,15	33	12,0	0,25	33	1,0	0,07	34	81,0	0,15	26	7,0	AGROPECUÁRIA SERENO
13,25	33	1,0	7,56	29	0,5	0,39		9,0	0,42	33	0,1	0,13	35	15,0	0,24	34	2,0	0,08	35	84,0	0,10	28	18,0	FAZENDA DO ENGENHO
14,20	29	0,5	6,46	27	1,0	0,68		1,0	0,13	30	16,0	0,15	32	11,0	0,15	32	9,0	0,16	33	98,0	0,06	25	28,0	BARRAGEM
10,53	33	2,0	6,99	30	1,0	0,70		1,0	0,38	33	0,5	0,00	35	50,0	0,32	35	0,5	0,07	36	80,0	0,21	28	2,0	ESTÂNCIA CARCÁVIO
14,96	29	0,5	9,00	26	0,1	0,58		2,0	0,05	29	38,0	0,10	31	21,0	0,29	31	0,5	0,06	32	78,0	0,06	24	30,0	FAZENDA CERRO VERDE
16,67	33	0,1	10,91	28	0,1	0,17		29,0	0,24	32	4,0	0,45	33	0,1	0,19	33	5,0	0,07	34	81,0	0,18	26	4,0	AGROPECUÁRIA SERENO
17,21	28	0,1	9,77	24	0,1	0,53		3,0	0,53	29	0,1	0,50	30	0,1	0,38	30	0,1	-0,04	31	31,0	0,29	23	0,5	AGROPECUÁRIA SERENO
12,28	33	1,0	8,60	30	0,5	0,68		1,0	0,21	33	5,0	0,01	35	47,0	0,19	35	4,0	0,13	36	95,0	0,01	29	46,0	ESTÂNCIA BELA VISTA
8,68	35	5,0	3,24	30	13,0	1,03		0,1	0,35	33	0,5	0,04	35	39,0	0,29	35	0,5	0,05	35	72,0	-0,07	29	75,0	ESTÂNCIA DO SOSSEGO
10,24	33	3,0	5,92	30	2,0	0,97		0,1	0,26	33	2,0	0,02	35	44,0	0,16	35	7,0	0,05	36	72,0	-0,03	28	62,0	ESTÂNCIA BELA VISTA
15,37	32	0,5	9,82	27	0,1	0,17		28,0	0,21	32	6,0	0,36	33	0,5	0,17	33	7,0	0,07	34	81,0	0,18	26	4,0	AGROPECUÁRIA SERENO
10,26	34	3,0	3,64	31	11,0	1,08		0,1	0,54	34	0,1	-0,08	36	75,0	0,40	36	0,1	0,05	37	72,0	0,02	29	42,0	ESTÂNCIA CARCÁVIO
18,82	31	0,1	9,60	27	0,1	0,59		2,0	0,11	31	21,0	-0,01	33	53,0	0,14	33	11,0	0,09	34	86,0	0,13	26	11,0	FAZENDA MÃE RAINHA
10,76	35	2,0	8,58	30	0,5	0,29		17,0	0,50	33	0,1	0,19	34	7,0	0,35	35	0,1	0,13	35	95,0	0,14	31	8,0	ESTÂNCIA DO SOSSEGO
23,14	24	0,1	4,24	20	7,0	0,63		1,0	0,08	25	28,0	0,17	27	9,0	0,10	26	19,0	0,07		80,0	-0,05		70,0	PECUÁRIA SANTA GIULIA
14,79	33	0,5	8,84	29	0,1	0,43		7,0	0,19	33	7,0	0,02	35	44,0	0,15	34	9,0	0,09	36	86,0	0,01	28	46,0	FAZENDA MÃE RAINHA
8,96	34	5,0	4,61	30	5,0	0,89		0,1	0,31	33	1,0	-0,03	34	61,0	0,46	34	0,1	0,08	35	84,0	0,11	29	14,0	ESTÂNCIA CARCÁVIO
17,18	30	0,1	6,26	26	1,0	0,59		2,0	0,16	30	11,0	0,08	32	27,0	0,14	31	11,0	0,11	33	91,0	0,16	24	6,0	EST LUZ DE SÃO JOÃO
9,53	33	4,0	4,83	29	5,0	0,54		3,0	0,50	33	0,1	0,05	34	35,0	0,49	34	0,1	0,08	35	82,0	0,12	28	12,0	FAZENDA DO ENGENHO
11,63	32	1,0	5,38	30	3,0	0,81		0,5	0,48	33	0,1	0,03	35	42,0	0,33	34	0,5	0,13	36	95,0	0,03	28	39,0	ESTÂNCIA SANTA GERTRUDES
12,77	29	1,0	5,68	26	2,0	0,54		3,0	0,37	31	0,5	0,16	33	11,0	0,31	33	0,5	0,11	34	92,0	-0,09	26	81,0	ESTÂNCIA SANTA GERTRUDES

BRAFORD FÊMEAS JOVENS - TOP 10%

Reg	Nome	Nasc.	G. Sangue	Livro	Pai	IQG	%	Peso ao Nascer			Peso à Desmama Materno			Peso à Desmama Direto			Total Materno	
								DEP	AC	%	DEPm	AC	%	DEPd	AC	%	DEP	%
								n418750	SERENO TE20086	2020		CCG	SERENO 38-TE16045 MANECO	2,2	1,0	1,08	30	99,0
n391871	G.S.M. 0380	2020		CCG	MAE RAINHA 38-TES69 MAESTRO	2,2	1,0	0,54	30	87,0	0,57	18	39,0	6,47	33	3,0	3,80	6,0
n418446	SERENO TE20078	2020		CCG	SERENO 38-TE16045 MANECO	2,2	1,0	1,34	30	99,0	-2,25	16	86,0	10,73	33	0,1	3,12	10,0
n398415	W.H. TEJ270 JOIA H052 EXPERTO	2020		CCG	GUASUNCHOS 3125 BULON EXPERTO	2,2	1,0	0,54	28	86,0	-0,39	12	57,0	6,73	30	3,0	2,97	11,0
n387779	SAO BENTO X096	2020		CCG	SAO BENTO 38-R238	2,2	1,0	-0,04	22	45,0	-0,37	12	57,0	8,24	27	1,0	3,75	6,0
n388116	SAO BENTO 38-TEX002	2020	38	CCG	GUASUNCHOS 3125 BULON EXPERTO	2,2	1,0	0,58		88,0	-3,14	16	93,0	7,47	34	1,0	0,60	41,0
n389170	PAMPIANO DO SOSSEGO TER62	2020		CCG	GUASUNCHOS 3125 BULON EXPERTO	2,2	1,0	0,53	33	86,0	-0,57	17	61,0	6,77	36	2,0	2,81	13,0
n376778	SERENO 20130	2020		CCG	SERENO 38-TE17138 MOLINO	2,2	1,0	0,36	25	77,0	1,23	15	28,0	7,07	27	2,0	4,76	3,0
n393727	CERRO VERDE 0031	2020		CCG	RANCHO 316 T/E MAGNO	2,2	1,0	0,52	28	86,0	2,36	19	13,0	4,65	29	9,0	4,68	3,0
n386111	PITANGA F036	2020		CCG	RMPITARMOIP20	2,2	1,0	0,42	19	80,0	1,63	9	22,0	9,14	21	0,5	6,20	1,0
379811	OURO 38-O055	2020	38	CCG	RANCHO 316 T/E MAGNO	2,2	1,0	-0,09		41,0	0,75	23	36,0	6,91	31	2,0	4,20	4,0
n395365	CARCAVIO TE90 EXPERTO 2820 MAGNO	2020		CCG	GUASUNCHOS 3125 BULON EXPERTO	2,2	1,0	0,32		74,0	2,71	16	10,0	4,04	35	12,0	4,73	3,0
n398940	RS J65	2020		CCG	MAE RAINHA 38-TES69 MAESTRO	2,2	1,0	-0,49	27	14,0	4,06	14	3,0	1,01	28	40,0	4,57	3,0
n399156	AGROPECUÁRIA PLÁTANO TE313	2020		CCG	CUYANO HUINKA SHAKA D1450 KACHAPÊ	2,2	1,0	0,68	30	92,0	-2,79	22	91,0	11,42	32	0,1	2,92	12,0
388921	ESTÂNCIA AURORA 38-FIVA20006 CAPITULINA	2020	38	CCG	GUASUNCHOS 3125 BULON EXPERTO	2,2	2,0	0,58	30	88,0	0,01	13	50,0	4,81	34	8,0	2,41	16,0
n391853	G.S.M. 0357	2020		CCG	MAE RAINHA 38-TES69 MAESTRO	2,2	2,0	-0,02	30	47,0	0,83	18	34,0	4,33	33	11,0	3,00	11,0
n389171	PAMPIANO DO SOSSEGO TER68	2020		CCG	GUASUNCHOS 3125 BULON EXPERTO	2,2	2,0	0,53	32	86,0	-0,53	16	60,0	6,51	36	3,0	2,73	13,0
383730	SÃO PEDRO 38-E65	2020	38	CCG	BELVISTA 38-4492	2,2	2,0	1,04	25	98,0	-1,10	14	70,0	11,06	27	0,1	4,43	3,0
n389851	CARCAVIO 6553	2020		CCG	GUASUNCHOS 3125 BULON EXPERTO	2,2	2,0	0,98	30	98,0	0,71	15	37,0	6,76	33	2,0	4,09	5,0
n391976	RETIRO DO OURO X038	2020		CCG	BELVISTA 38-5804 (PAYSANO)	2,2	2,0	-0,01		48,0	0,10	19	48,0	7,50	28	1,0	3,85	6,0
n398945	RS J73	2020		CCG	MAE RAINHA 38-TES69 MAESTRO	2,1	2,0	0,03	26	52,0	0,54	13	40,0	4,91	27	8,0	3,00	11,0
n378624	02 IRMÃOS 0010	2020		CCG	MAE RAINHA 38-R 31 METRALHA	2,1	2,0	0,78	25	95,0	2,58	15	11,0	4,78	27	8,0	4,96	2,0
n390092	SANTA RITA D149	2020		CCG	SANTA RITA 38-Z387	2,1	2,0	1,57		99,0	3,92	13	3,0	5,56	29	5,0	6,69	0,5
n387986	CARCAVIO TE94 EXPERTO 2820 MAGNO	2020		CCG	GUASUNCHOS 3125 BULON EXPERTO	2,1	2,0	0,23		68,0	3,01	16	7,0	2,89	35	21,0	4,45	3,0
n390053	CARCAVIO 6628	2020		CCG	GUASUNCHOS 3125 BULON EXPERTO	2,1	2,0	0,18	29	64,0	0,41	13	42,0	4,78	33	8,0	2,81	13,0
n399205	GIULIA 022	2020		CCG	RMI SG2019	2,1	2,0	1,22	21	99,0	-4,17	10	98,0	15,92	24	0,1	3,79	6,0
n381102	ESTÂNCIA AURORA A20490	2020		CCG	ESTÂNCIA AURORA 38-A7087	2,1	2,0	0,28	26	71,0	2,68	17	10,0	4,62	31	9,0	4,99	2,0
n411728	CERRO VERDE 0011	2020		CCG	RANCHO 316 T/E MAGNO	2,1	2,0	-0,14	28	38,0	0,68	21	37,0	6,83	30	2,0	4,09	5,0
390917	BELA VISTA 38-E133	2020	38	CCG	GUASUNCHOS 3125 BULON EXPERTO	2,1	2,0	0,42		80,0	0,79	14	35,0	4,67	33	9,0	3,13	10,0
n392553	SANTA TEREZA P4125	2020		CCG	SAO LUIZ 38-C361 DA PEDRO SURREAUX CINAMOMO	2,1	2,0	0,52	28	86,0	2,55	18	11,0	5,78	32	5,0	5,44	1,0
n390946	BELA VISTA E171	2020		CCG	GUASUNCHOS 3125 BULON EXPERTO	2,1	2,0	0,41		80,0	-0,55	13	60,0	6,20	32	4,0	2,55	15,0
n411219	LUZ DE SAO JOAO 2344	2020		CCG	BELVISTA 38-2922 APOGEU	2,1	2,0	0,39	28	79,0	3,32	20	6,0	7,70	30	1,0	7,17	0,5
n398920	RS J29	2020		CCG	MAE RAINHA 38-TES69 MAESTRO	2,1	2,0	0,28	29	71,0	2,16	17	15,0	7,10	32	2,0	5,71	1,0
390903	BELA VISTA 38-E117	2020	38	CCG	GUASUNCHOS 3125 BULON EXPERTO	2,1	2,0	0,48		83,0	-0,16	15	53,0	4,87	33	8,0	2,27	18,0
n390919	BELA VISTA E135	2020		CCG	GUASUNCHOS 3125 BULON EXPERTO	2,1	2,0	0,83		96,0	-0,34	13	56,0	6,34	32	3,0	2,83	12,0

Peso ao Sobreano			Ganho Pós-Desmama			Perímetro Escrotal ao Sobreano			Musculatura			Estatura			Estrutura Corporal			Umbigo / Prepúcio			Pigmentação Ocular			Propriedade
DEP	AC	%	DEP	AC	%	DEP	AC	%	DEP	AC	%	DEP	AC	%	DEP	AC	%	DEP	AC	%	DEP	AC	%	
19,14	33	0,1	9,68	28	0,1	0,59		2,0	0,30	32	1,0	0,48	34	0,1	0,33	33	0,5	0,16	34	98,0	0,05	27	31,0	AGROPECUÁRIA SERENO
11,81	33	1,0	6,27	29	1,0	0,56		3,0	0,33	33	1,0	0,09	35	23,0	0,25	34	1,0	0,04	35	70,0	0,00	28	50,0	FAZENDA DO ENGENHO
19,17	33	0,1	8,44	28	0,5	0,64		1,0	0,25	32	3,0	0,37	34	0,5	0,25	33	1,0	0,05	34	71,0	0,13	27	10,0	AGROPECUÁRIA SERENO
11,74	28	1,0	5,17	23	4,0	0,88		0,5	0,32	24	1,0	-0,01	25	54,0	0,28	27	1,0	0,09	26	87,0	0,05	22	33,0	FAZENDA IRAPUÁ
14,74	28	0,5	7,49	24	0,5	0,38		10,0	0,28	29	2,0	0,13	31	14,0	0,30	30	0,5	0,13	32	95,0	0,23	22	1,0	ESTÂNCIA SÃO BENTO
14,23	34	0,5	7,47	30	0,5	0,90		0,1	0,38	33	0,5	-0,01	35	55,0	0,19	35	4,0	0,09	35	88,0	-0,01	29	53,0	ESTÂNCIA SÃO BENTO
11,93	36	1,0	6,14	31	2,0	1,00		0,1	0,58	34	0,1	0,36	36	0,5	0,54	36	0,1	0,03	37	65,0	0,04	30	34,0	ESTÂNCIA DO SOSSEGO
11,77	28	1,0	5,62	24	3,0	0,60		2,0	0,32	29	1,0	0,17	30	8,0	0,18	30	6,0	0,06	31	78,0	0,11	23	15,0	AGROPECUÁRIA SERENO
11,93	30	1,0	8,94	27	0,1	0,58		2,0	0,11	30	21,0	-0,14	32	88,0	0,26	32	1,0	0,40	33	99,0	0,02	25	42,0	FAZENDA CERRO VERDE
14,63	22	0,5	5,52	18	3,0	0,54		3,0	0,14	22	14,0	0,25	24	2,0	0,15	24	10,0	-0,01	25	42,0	0,01	16	46,0	FAZENDA PITANGA
16,20	32	0,5	10,94	29	0,1	0,18		27,0	0,00	33	53,0	0,07	35	29,0	0,14	35	11,0	0,09	36	86,0	0,18	28	4,0	ESTANCIA CERRO DO OURO
8,46	34	6,0	4,58	30	6,0	0,87		0,5	0,27	33	2,0	-0,03	34	61,0	0,29	34	0,5	0,08	35	83,0	0,06	29	28,0	ESTÂNCIA CARCÁVIO
6,95	28	10,0	8,26	26	0,5	0,56		3,0	0,27	29	2,0	-0,05	31	66,0	0,28	31	1,0	0,06	32	77,0	0,01	24	45,0	CABANHA VACACAÍ
16,14	31	0,5	5,61	27	3,0	0,86		0,5	0,45	29	0,1	0,29	30	1,0	0,40	31	0,1	0,16	31	97,0	0,04	26	36,0	AGROPECUÁRIA PLÁTANO
12,74	34	1,0	8,70	29	0,5	0,72		1,0	0,17	32	10,0	0,02	33	46,0	0,18	33	6,0	0,06	34	76,0	0,03	28	39,0	ESTÂNCIA AURORA
9,73	33	3,0	5,61	30	3,0	0,72		1,0	0,40	33	0,1	0,02	35	46,0	0,28	34	1,0	0,11	36	91,0	-0,01	28	56,0	FAZENDA DO ENGENHO
11,45	35	2,0	5,85	31	2,0	0,99		0,1	0,49	34	0,1	0,27	36	2,0	0,46	36	0,1	0,00	37	47,0	0,07	30	25,0	ESTÂNCIA DO SOSSEGO
18,30	27	0,1	7,64	22	0,5	0,27		18,0	0,08	27	30,0	0,12	29	17,0	0,08	29	24,0	0,12	30	93,0	-0,12	22	88,0	FAZENDA SÃO PEDRO
12,23	33	1,0	5,30	30	3,0	1,08		0,1	0,19	34	7,0	0,16	35	10,0	0,24	35	1,0	0,23	36	99,0	0,09	29	21,0	ESTÂNCIA CARCÁVIO
15,76	28	0,5	9,44	26	0,1	0,39		9,0	0,13	29	16,0	0,19	31	7,0	0,28	30	1,0	0,17	31	98,0	-0,15	24	92,0	ESTÂNCIA RETIRO DO OURO
11,64	27	1,0	8,29	25	0,5	0,42		8,0	0,25	28	3,0	-0,02	30	56,0	0,21	30	3,0	0,07	31	79,0	0,01	23	46,0	CABANHA VACACAÍ
8,65	27	5,0	4,03	23	8,0	0,53		3,0	0,31	26	1,0	0,03	27	42,0	0,27	28	1,0	-0,05	28	27,0	0,12	22	12,0	FAZENDA 2 IRMÃOS
11,02	29	2,0	6,40	24	1,0	0,04		46,0	0,26	30	3,0	0,26	32	2,0	0,16	27	8,0	0,04	30	70,0	-0,10	24	84,0	FAZENDA SANTA RITA
7,00	34	10,0	4,28	30	7,0	0,84		0,5	0,40	33	0,1	-0,14	34	88,0	0,34	34	0,5	0,08	35	83,0	0,06	29	28,0	ESTÂNCIA CARCÁVIO
11,45	33	2,0	8,38	30	0,5	0,74		1,0	0,23	33	4,0	-0,15	35	90,0	0,31	34	0,5	0,08	36	85,0	0,08	28	23,0	ESTÂNCIA CARCÁVIO
20,47	24	0,1	3,76	20	10,0	0,66		1,0	0,19	25	8,0	0,16	27	11,0	0,11	27	17,0	-0,02		41,0	0,03		39,0	PECUÁRIA SANTA GIULIA
11,42	32	2,0	9,08	27	0,1	0,44		7,0	0,06	33	34,0	0,12	35	18,0	0,13	33	12,0	0,07	35	81,0	0,03	26	40,0	ESTÂNCIA AURORA
11,31	30	2,0	4,60	28	6,0	0,47		5,0	0,32	31	1,0	0,02	32	46,0	0,18	32	5,0	0,28	33	99,0	0,12	26	13,0	FAZENDA CERRO VERDE
9,94	33	3,0	5,83	29	2,0	0,79		0,5	0,32	33	1,0	0,07	34	29,0	0,29	34	0,5	0,14	35	96,0	-0,03	28	61,0	ESTÂNCIA BELA VISTA
11,65	32	1,0	6,24	28	1,0	0,29		16,0	0,24	32	3,0	0,19	34	7,0	0,18	31	5,0	0,25	35	99,0	0,06	27	28,0	FAZENDA SANTA TEREZA
12,73	32	1,0	6,42	29	1,0	0,71		1,0	0,33	33	1,0	0,11	35	20,0	0,31	34	0,5	0,10	36	90,0	0,15	28	7,0	ESTÂNCIA BELA VISTA
9,99	30	3,0	2,05	28	25,0	0,82		0,5	0,07	32	30,0	0,12	34	17,0	0,18	33	5,0	-0,17	34	2,0	0,10	26	16,0	EST LUZ DE SÃO JOÃO
7,87	32	7,0	1,44	28	32,0	0,82		0,5	0,28	32	2,0	-0,03	34	60,0	0,22	33	3,0	0,08	35	85,0	0,05	27	31,0	CABANHA VACACAÍ
10,37	33	3,0	6,39	30	1,0	0,79		0,5	0,32	33	1,0	0,01	35	48,0	0,27	35	1,0	0,14	36	96,0	0,04	29	35,0	ESTÂNCIA BELA VISTA
11,23	32	2,0	5,23	29	3,0	0,61		2,0	0,34	33	0,5	0,00	34	50,0	0,25	34	1,0	0,04	35	66,0	0,02	28	43,0	ESTÂNCIA BELA VISTA

BRAFORD FÊMEAS JOVENS - TOP 10%

Reg	Nome	Nasc.	G. Sangue	Livro	Pai	IQG	%	Peso ao Nascer			Peso à Desmama Materno			Peso à Desmama Direto			Total Materno	
								DEP	AC	%	DEPm	AC	%	DEPd	AC	%	DEP	%
388445	PAMPIANO DO SOSSEGO 38-TER28	2020	38	CCG	PAMPIANO DO SOSSEGO FIV 38-H260	2,1	2,0	0,70	31	93,0	5,74	22	0,5	2,76	34	22,0	7,12	0,5
n387427	SARANDI 0035	2020		CCG	GUASUNCHOS 3125 BULON EXPERTO	2,1	2,0	0,70	32	92,0	-0,98	14	68,0	8,14	33	1,0	3,09	10,0
n393317	SAO BENTO TEX008	2020		CCG	GUASUNCHOS 3125 BULON EXPERTO	2,1	2,0	0,37		77,0	0,76	16	36,0	5,50	34	6,0	3,51	8,0
n383063	RS 38-TEJ03 JUPIRA	2020	38	CCG	RANCHO 316 T/E MAGNO	2,1	2,0	0,10		58,0	0,16	25	47,0	6,08	31	4,0	3,20	10,0
n388245	SANTA GERTRUDES 2245	2020		CCG	RANCHO 316 T/E MAGNO	2,1	2,0	0,08		55,0	1,11	22	30,0	6,40	29	3,0	4,31	4,0
n399214	GIULIA 046	2020		CCG	RMI SG2019	2,1	2,0	1,28		99,0	-2,72	9	90,0	14,33	25	0,1	4,45	3,0
n382095	SERENO 20114	2020		CCG	SERENO 38-TEI7138 MOLINO	2,1	2,0	0,93	25	97,0	1,21	15	28,0	10,24	28	0,5	6,33	0,5
n383468	WH. J078	2020		CCG	RANCHO 316 T/E MAGNO	2,1	2,0	-0,18	27	34,0	1,37	21	25,0	4,72	28	9,0	3,73	6,0
n388231	SANTA GERTRUDES 2200	2020		CCG	SANTA GERTRUDES 38-1203 DOBLE ANCHO	2,0	2,0	0,51		85,0	-2,77	11	91,0	9,17	31	0,5	1,82	23,0
n399194	GIULIA 007	2020		CCG	RMI SG2019	2,0	2,0	1,27	21	99,0	-3,37	11	95,0	14,79	25	0,1	4,03	5,0
n411230	LUZ DE SAO JOAO 2377	2020		CCG	RM203LSL2020	2,0	2,0	0,33	25	75,0	-0,88	12	66,0	12,04	27	0,1	5,14	2,0
n407043	W.H. J044	2020		CCG	IRAPUA 38-FOI7 FARRAPO	2,0	2,0	0,22	26	67,0	0,78	11	35,0	7,21	26	2,0	4,38	4,0
406793	RS 38-J09	2020	38	CCG	RANCHO 316 T/E MAGNO	2,0	2,0	0,39	29	78,0	-2,01	22	83,0	8,37	32	1,0	2,18	19,0
n390912	BELA VISTA E127	2020		CCG	GUASUNCHOS 3125 BULON EXPERTO	2,0	2,0	0,71		93,0	-0,66	15	62,0	5,93	34	4,0	2,30	18,0
n390939	BELA VISTA E161	2020		CCG	GUASUNCHOS 3125 BULON EXPERTO	2,0	2,0	0,78		95,0	1,20	14	28,0	4,89	33	8,0	3,65	7,0
n393883	BARRAGEM M034	2020		CCG	LOSGURISES 2051 ZENITH KICHAN	2,0	2,0	0,62	28	90,0	-1,33	13	74,0	8,08	30	1,0	2,71	13,0
n393324	SAO BENTO TEX030	2020		CCG	GUASUNCHOS 3125 BULON EXPERTO	2,0	2,0	0,46		82,0	0,04	16	49,0	6,58	35	3,0	3,33	9,0
n391143	BELA VISTA E449	2020		CCG	RM3-2016	2,0	2,0	0,65		91,0	1,55	18	23,0	6,44	31	3,0	4,77	2,0
n392453	BASPAN B174	2020		CCG	MAE RAINHA 38-TES69 MAESTRO	2,0	2,0	-0,18	23	34,0	0,88	14	34,0	5,52	24	6,0	3,64	7,0
n418442	SERENO TE20064	2020		CCG	SERENO 38-TEI7138 MOLINO	2,0	2,0	1,04	29	98,0	0,29	16	44,0	8,57	32	1,0	4,58	3,0
n379645	SBV 38-20008	2020	38	CCG	BELVISTA 38-4216 MUTANTE	2,0	2,0	1,28		99,0	-0,18	16	53,0	7,86	31	1,0	3,75	6,0
n398924	RS J39	2020		CCG	MAE RAINHA 38-TES69 MAESTRO	2,0	2,0	0,08	28	56,0	-0,35	16	56,0	5,97	29	4,0	2,64	14,0
n394015	SERENO 38-20108	2020	38	CCG	SERENO 38-TEI7138 MOLINO	2,0	2,0	0,74		94,0	2,72		10,0	6,38		3,0	5,91	1,0
n390329	MARCO DO PAMPA K113	2020		CCG	CARCAVIO 38-1435 RAULITO	2,0	2,0	0,50	27	85,0	0,43	20	42,0	5,11	28	7,0	2,99	11,0
n393770	CERRO VERDE 0104	2020		CCG	SAO BENTO 38-Q134 SULINO	2,0	2,0	0,03		52,0	2,47		12,0	4,00		13,0	4,47	3,0
410567	SINUELO 38-702	2020	38	CCG	SINUELO 38-363	2,0	2,0	-0,28	24	27,0	-0,05	13	51,0	8,82	25	0,5	4,36	4,0
n386719	MÃE RAINHA Z693 MAGNO EXPERTO	2020		CCG	GUASUNCHOS 3125 BULON EXPERTO	2,0	2,0	0,26	32	70,0	1,75	16	20,0	1,77	34	32,0	2,64	14,0
n399215	GIULIA 048	2020		CCG	RM3-2016	2,0	2,0	0,81		95,0	-1,35	9	74,0	12,60	23	0,1	4,95	2,0
n405631	SAO BENTO X250	2020		CCG	SAO BENTO 38-U002	2,0	2,0	0,18	23	63,0	-1,40	11	75,0	9,85	27	0,5	3,53	7,0
n399449	RS J67	2020		CCG	MAE RAINHA 38-TES69 MAESTRO	2,0	2,0	-0,27	26	27,0	0,67	13	37,0	4,75	27	9,0	3,04	11,0
n380107	OURO O120	2020		CCG	GUASUNCHOS 3125 BULON EXPERTO	2,0	2,0	0,37		77,0	-0,99	12	68,0	4,84	31	8,0	1,43	28,0
n387341	SARANDI 0060	2020		CCG	PEDRA GRANDE 38-3435	2,0	2,0	1,86	28	99,0	0,64	17	38,0	6,13	30	4,0	3,71	6,0
388946	PAMPIANO DO SOSSEGO 38-TER03	2020	38	CCG	GUASUNCHOS 3125 BULON EXPERTO	2,0	2,0	0,53		86,0	-0,31		56,0	6,00		4,0	2,69	14,0
n390198	SANTA RITA D372	2020		CCG	SANTA RITA 38-Z387	2,0	2,0	1,81		99,0	2,31	11	13,0	8,18	29	1,0	6,40	0,5
n418573	SPODE A015	2020		CCG	SERENO 38-TEI001	2,0	2,0	0,18	26	64,0	1,04	16	31,0	6,73	27	3,0	4,41	3,0

Peso ao Sobreano			Ganho Pós-Desmama			Perímetro Escrotal ao Sobreano			Musculatura			Estatura			Estrutura Corporal			Umbigo / Prepúcio			Pigmentação Ocular			Propriedade
DEP	AC	%	DEP	AC	%	DEP	AC	%	DEP	AC	%	DEP	AC	%	DEP	AC	%	DEP	AC	%	DEP	AC	%	
2,72	33	32,0	2,83	29	17,0	0,90		0,1	0,21	32	6,0	0,07	34	28,0	0,23	34	2,0	0,09	34	86,0	-0,05	28	69,0	ESTÂNCIA DO SOSSEGO
12,88	34	1,0	4,58	31	6,0	0,99		0,1	0,24	34	3,0	0,07	35	30,0	0,32	35	0,5	0,13	36	95,0	0,04	28	36,0	SARANDI
9,97	32	3,0	3,85	27	9,0	0,90		0,1	0,33	30	1,0	0,02	31	45,0	0,26	32	1,0	0,21	32	99,0	0,16	28	6,0	ESTÂNCIA SÃO BENTO
10,73	30	2,0	6,95	27	1,0	0,72		1,0	0,21	27	6,0	0,00	28	51,0	0,19	29	4,0	0,15	29	97,0	0,12	26	13,0	CABANHA VACACAÍ
10,31	30	3,0	4,34	28	7,0	0,36		11,0	0,37	32	0,5	0,00	34	50,0	0,20	34	4,0	0,17	35	98,0	0,17	27	5,0	ESTÂNCIA SANTA GERTRUDES
18,22	26	0,1	2,84	21	17,0	0,70		1,0	0,22	26	5,0	0,16	28	10,0	0,24	27	2,0	0,03		65,0	0,03		41,0	PECUÁRIA SANTA GIULIA
14,32	29	0,5	4,68	25	5,0	0,37		11,0	0,13	29	16,0	0,23	31	3,0	0,15	30	10,0	-0,07	32	19,0	-0,04	23	66,0	AGROPECUÁRIA SERENO
11,32	28	2,0	7,47	26	0,5	0,45		6,0	0,27	29	2,0	0,12	31	17,0	0,30	31	0,5	0,15	32	97,0	0,13	24	11,0	FAZENDA IRAPUÃ
12,25	31	1,0	3,47	27	12,0	0,55		3,0	0,55	32	0,1	-0,01	34	55,0	0,42	33	0,1	0,35	35	99,0	0,00	26	49,0	ESTÂNCIA SANTA GERTRUDES
18,94	25	0,1	3,74	21	10,0	0,62		2,0	0,17	26	10,0	0,23	28	3,0	0,22	28	2,0	0,03		64,0	0,02		43,0	PECUÁRIA SANTA GIULIA
17,34	28	0,1	5,44	23	3,0	0,28		17,0	-0,01	28	56,0	0,06	31	33,0	0,13	30	13,0	0,14	31	96,0	0,14	23	9,0	EST LUZ DE SÃO JOÃO
13,23	25	1,0	7,10	19	1,0	0,25		20,0	0,22	26	5,0	0,17	28	9,0	0,16	28	8,0	0,01	29	53,0	-0,09	21	82,0	FAZENDA IRAPUÃ
15,23	32	0,5	8,47	30	0,5	0,34		12,0	0,28	33	2,0	-0,16	35	90,0	0,28	35	1,0	0,14	36	96,0	0,04	28	35,0	CABANHA VACACAÍ
10,19	34	3,0	4,37	31	7,0	0,98		0,1	0,31	34	1,0	0,01	35	47,0	0,27	35	1,0	-0,06	36	21,0	0,17	29	5,0	ESTÂNCIA BELA VISTA
9,76	33	3,0	4,99	30	4,0	0,93		0,1	0,18	34	8,0	0,05	35	35,0	0,22	35	2,0	0,14	36	96,0	0,13	29	11,0	ESTÂNCIA BELA VISTA
14,07	29	0,5	7,40	25	0,5	0,52		4,0	0,25	29	3,0	0,16	31	10,0	0,28	31	1,0	0,17	32	98,0	-0,01	24	53,0	BARRAGEM
12,41	34	1,0	6,12	30	2,0	0,79		0,5	0,18	33	8,0	0,13	35	15,0	0,21	35	3,0	0,07	35	79,0	-0,01	29	54,0	ESTÂNCIA SÃO BENTO
10,42	31	3,0	4,85	27	5,0	0,85		0,5	0,04	32	41,0	-0,03	34	60,0	-0,10	33	84,0	0,02	35	58,0	-0,07	26	77,0	ESTÂNCIA BELA VISTA
10,28	23	3,0	5,72	21	2,0	0,46		6,0	0,27	22	2,0	-0,04	23	63,0	0,37	24	0,1	0,08	23	83,0	0,02	19	41,0	BASSO E PANCOTT
14,76	32	0,5	6,62	27	1,0	0,65		1,0	0,09	31	25,0	0,24	33	3,0	0,08	32	25,0	0,07	34	79,0	-0,19	26	97,0	AGROPECUÁRIA SERENO
13,53	32	1,0	8,38	28	0,5	0,95		0,1	0,04	32	39,0	0,25	34	3,0	0,13	34	13,0	0,05	35	73,0	0,15	27	7,0	FAZENDA SÃO BENTO DO VERDE
11,64	29	1,0	7,57	27	0,5	0,35		11,0	0,28	30	2,0	-0,01	32	53,0	0,21	32	3,0	0,06	33	75,0	0,06	25	28,0	CABANHA VACACAÍ
9,45	23	4,0	3,60	18	11,0	0,75		0,5	0,18	22	9,0	0,18	24	8,0	0,10	23	20,0	0,37	27	99,0	0,28	19	0,5	AGROPECUÁRIA SERENO
13,97	28	0,5	9,92	26	0,1	0,33		13,0	0,15	29	14,0	0,15	31	12,0	0,11	31	17,0	-0,04	32	31,0	-0,06	24	74,0	MARCO DO PAMPA
10,69	29	2,0	4,87	23	5,0	0,60		2,0	0,22	28	5,0	-0,08	30	74,0	0,26	29	1,0	0,10	33	90,0	0,06	25	28,0	FAZENDA CERRO VERDE
12,98	26	1,0	4,18	22	7,0	0,63		1,0	0,18	26	9,0	0,10	28	22,0	0,05	28	34,0	0,09	29	87,0	0,03	20	38,0	FAZENDA SINUELO
6,87	34	10,0	4,63	31	5,0	0,75		0,5	0,50	33	0,1	0,04	35	39,0	0,44	35	0,1	0,06	36	78,0	0,05	29	32,0	FAZENDA MÃE RAINHA
16,66	24	0,1	2,53	20	20,0	0,78		0,5	0,09	25	26,0	0,17	27	9,0	0,11	26	16,0	0,05		74,0	-0,01		53,0	PECUÁRIA SANTA GIULIA
12,73	27	1,0	2,83	23	17,0	0,44		6,0	0,40	28	0,5	0,04	30	39,0	0,34	30	0,5	0,09	31	88,0	0,03	22	39,0	ESTÂNCIA SÃO BENTO
10,23	27	3,0	6,40	25	1,0	0,46		6,0	0,31	28	1,0	-0,01	30	54,0	0,15	30	9,0	0,06	31	78,0	0,01	23	45,0	CABANHA VACACAÍ
12,59	31	1,0	8,87	28	0,1	0,67		1,0	0,28	32	2,0	-0,13	33	86,0	0,29	33	0,5	0,24	34	99,0	0,06	27	27,0	ESTÂNCIA CERRO DO OURO
9,37	31	4,0	4,30	27	7,0	0,66		1,0	0,31	31	1,0	0,05	33	36,0	0,19	33	4,0	0,33	34	99,0	0,28	26	0,5	SARANDI
11,51	34	2,0	6,61	29	1,0	0,95		0,1	0,42	32	0,1	0,36	34	0,5	0,38	33	0,1	0,09	36	86,0	0,06	30	28,0	ESTÂNCIA DO SOSSEGO
13,70	29	0,5	6,64	23	1,0	-0,21		78,0	0,19	30	8,0	0,24	32	3,0	0,16	27	8,0	0,03	30	63,0	0,19	24	3,0	FAZENDA SANTA RITA
12,86	27	1,0	6,32	25	1,0	0,49		5,0	0,36	28	0,5	0,35	29	0,5	0,14	29	11,0	0,11	30	92,0	0,07	22	26,0	FAZ. DA CAPELA

BRAFORD FÊMEAS JOVENS - TOP 10%

Reg	Nome	Nasc.	G. Sangue	Livro	Pai	IQG	%	Peso ao Nascer			Peso à Desmama Materno			Peso à Desmama Direto			Total Materno	
								DEP	AC	%	DEPm	AC	%	DEPd	AC	%	DEP	%
								n406790	RS J53	2020		CCG	MAE RAINHA 38-TES69 MAESTRO	2,0	2,0	0,03	29	51,0
n401640	UMBU 049	2020		CCG	PAMPIANO DO SOSSEGO 38-TEK008 MANO LIMA	2,0	3,0	1,45	28	99,0	1,96	14	17,0	7,13	30	2,0	5,53	1,0
379847	OURO 38-O103	2020	38	CCG	GUASUNCHOS 3125 BULON EXPERTO	1,9	3,0	0,61		90,0	-0,42	14	58,0	5,11	33	7,0	2,14	19,0
n391842	G.S.M. 0343	2020		CCG	MAE RAINHA 38-TES69 MAESTRO	1,9	3,0	1,26	30	99,0	3,60	18	4,0	5,23	32	7,0	6,22	1,0
n406792	RS J57	2020		CCG	MAE RAINHA 38-TES69 MAESTRO	1,9	3,0	0,41	29	80,0	-0,16	17	53,0	6,06	31	4,0	2,87	12,0
n401751	UMBU 0140	2020		CCG	UMBU 38-I160	1,9	3,0	0,69	25	92,0	1,77	11	20,0	4,75	29	9,0	4,15	4,0
n399155	AGROPECUÁRIA PLÁTANO TE310	2020		CCG	CUYANO HUINKA SHAKA D1450 KACHAPÊ	1,9	3,0	0,38	30	78,0	-2,12	22	84,0	8,68	32	1,0	2,23	18,0
n395358	CARCAVIO 38-TE98 EXPERTO 2820 MAGNO	2020	38	CCG	GUASUNCHOS 3125 BULON EXPERTO	1,9	3,0	0,34		75,0	2,76	16	9,0	3,45	35	16,0	4,49	3,0
n391841	G.S.M. 0342	2020		CCG	MAE RAINHA 38-TES69 MAESTRO	1,9	3,0	0,24	30	68,0	-0,29	17	55,0	5,28	32	6,0	2,36	17,0
n389003	D30 BELA ALIANÇA	2020		CCG	GUASUNCHOS 3125 BULON EXPERTO	1,9	3,0	0,63		90,0	1,21	13	28,0	4,64	30	9,0	3,53	7,0
n392557	SANTA TEREZA P4135	2020		CCG	SAO LUIZ 38-C361 DA PEDRO SURREAUX CINAMOMO	1,9	3,0	0,77	29	94,0	3,99	20	3,0	4,27	32	11,0	6,13	1,0
n401342	RIO NEGRO 0118	2020		CCG	ASP 38-TEG232 CARTUCHO ST 1369 SP B176	1,9	3,0	0,83	26	96,0	1,14	13	29,0	5,17	28	7,0	3,73	6,0
n405627	SAO BENTO X137	2020		CCG	SAO BENTO 38-U063	1,9	3,0	0,36	27	77,0	-0,37	15	57,0	6,27	30	3,0	2,77	13,0
n410498	SÃO GREGORIO E044	2020		CCG	CERRO DO OURO 38-J038	1,9	3,0	0,38		78,0	-0,44	11	58,0	7,03	20	2,0	3,08	10,0
n383820	BARRAGEM M053	2020		CCG	RMIPR18	1,9	3,0	0,41	23	80,0	-1,27		73,0	10,55		0,1	4,01	5,0
n399157	AGROPECUÁRIA PLÁTANO TE317	2020		CCG	CUYANO HUINKA SHAKA D1450 KACHAPÊ	1,9	3,0	0,56	30	87,0	-2,16	22	85,0	9,15	32	0,5	2,41	16,0
n388223	SANTA GERTRUDES 2188	2020		CCG	SANTA GERTRUDES 38-I203 DOBLE ANCHO	1,9	3,0	0,24		68,0	-2,39	17	87,0	8,32	31	1,0	1,77	24,0
n393321	SAO BENTO TEX020	2020		CCG	GUASUNCHOS 3125 BULON EXPERTO	1,9	3,0	0,46		83,0	0,12	16	47,0	5,92	35	4,0	3,08	10,0
n418437	SERENO TE20044	2020		CCG	SERENO 38-TE17257 STALONE	1,9	3,0	0,15		61,0	4,59		1,0	3,90		13,0	6,54	0,5
380088	OURO 14-O018	2020	14	CCG	RANCHO 316 T/E MAGNO	1,9	3,0	0,16		62,0	1,47	19	24,0	6,21	27	4,0	4,57	3,0
n399089	AGROPECUÁRIA PLÁTANO TE305	2020		CCG	GUASUNCHOS 3125 BULON EXPERTO	1,9	3,0	0,44	30	81,0	1,47	15	24,0	2,82	31	21,0	2,88	12,0
n390142	SANTA RITA D263	2020		CCG	SANTA RITA 38-A355	1,9	3,0	0,19		64,0	1,49	13	24,0	8,27	29	1,0	5,62	1,0
n390893	BELA VISTA E105	2020		CCG	GUASUNCHOS 3125 BULON EXPERTO	1,9	3,0	0,54		87,0	-1,00	13	68,0	6,28	33	3,0	2,14	19,0
n390322	MARCO DO PAMPA K103	2020		CCG	CARCAVIO 38-1435 RAULITO	1,9	3,0	1,33	27	99,0	-0,07	20	51,0	6,45	28	3,0	3,16	10,0
n388995	D21 BELA ALIANÇA	2020		CCG	EL CHANAR 02397 PAYE	1,9	3,0	-0,09		41,0	0,36	8	43,0	4,17	25	12,0	2,45	16,0
380085	OURO 38-O010	2020	38	CCG	GUASUNCHOS 3125 BULON EXPERTO	1,9	3,0	0,52		85,0	-0,27	13	55,0	5,09	32	7,0	2,28	18,0
n405625	SAO BENTO X090	2020		CCG	SAO BENTO 38-U063	1,9	3,0	0,34	25	75,0	-1,20	12	72,0	8,87	27	0,5	3,23	9,0
n386062	PITANGA F032	2020		CCG	MAE RAINHA 38-TES69 MAESTRO	1,9	3,0	0,19	29	64,0	-0,14	18	52,0	4,72	32	9,0	2,22	18,0
n411746	CERRO VERDE 0130	2020		CCG	SAO BENTO 38-Q134 SULINO	1,9	3,0	-0,36	26	22,0	0,41	15	42,0	4,51	27	10,0	2,67	14,0
n398921	RS J31	2020		CCG	MAE RAINHA 38-TES69 MAESTRO	1,8	3,0	0,20	29	65,0	1,05	17	31,0	6,60	32	3,0	4,35	4,0
389028	AGROPECUÁRIA PLÁTANO 38-TE322 ANCELOTA	2020	38	CCG	BELVISTA 38-5804 (PAYSANO)	1,8	3,0	-0,18		35,0	-0,78		64,0	7,38		2,0	2,91	12,0
n386101	PITANGA F017	2020		CCG	MAE RAINHA 38-TES69 MAESTRO	1,8	3,0	0,23	26	67,0	0,79	15	35,0	5,40	27	6,0	3,49	8,0
n381529	SANTA PRENDA Z138	2020		CCG	GUASUNCHOS 3125 BULON EXPERTO	1,8	3,0	0,56	30	87,0	-0,92	14	67,0	5,75	32	5,0	1,96	22,0
n390419	MARCO DO PAMPA K80	2020		CCG	SANTA TEREZA 38-H2134 MARQUÊS	1,8	3,0	2,03	28	99,0	-3,08	16	93,0	8,82	31	0,5	1,33	30,0
n418574	SPODE A017	2020		CCG	SERENO 38-TE1001	1,8	3,0	0,31	26	74,0	1,16	17	29,0	5,16	27	7,0	3,74	6,0

Peso ao Sobreano			Ganho Pós-Desmama			Perímetro Escrotal ao Sobreano			Musculatura			Estatura			Estrutura Corporal			Umbigo / Prepúcio			Pigmentação Ocular			Propriedade
DEP	AC	%	DEP	AC	%	DEP	AC	%	DEP	AC	%	DEP	AC	%	DEP	AC	%	DEP	AC	%	DEP	AC	%	
10,77	31	2,0	7,51	28	0,5	0,35		12,0	0,35	31	0,5	0,04	33	39,0	0,24	33	1,0	0,10	34	89,0	0,03	27	41,0	CABANHA VACACAÍ
11,18	30	2,0	5,29	27	3,0	0,55		3,0	0,22	30	5,0	0,31	32	1,0	0,27	31	1,0	0,12		94,0	0,05		32,0	ESTÂNCIA UMBU
10,07	33	3,0	4,57	30	6,0	0,70		1,0	0,35	33	0,5	0,00	35	50,0	0,35	35	0,1	0,09	36	88,0	0,14	28	9,0	ESTANCIA CERRO DO OURO
7,66	31	8,0	2,48	28	20,0	0,34		12,0	0,27	32	2,0	0,07	33	30,0	0,28	33	1,0	0,12	34	93,0	-0,01	27	55,0	FAZENDA DO ENGENHO
11,24	31	2,0	6,28	28	1,0	0,62		2,0	0,19	31	8,0	0,03	32	40,0	0,18	32	5,0	0,08	33	84,0	0,01	26	45,0	CABANHA VACACAÍ
10,03	29	3,0	6,25	23	1,0	0,32		14,0	0,19	29	8,0	0,06	32	34,0	0,12	31	16,0	0,04		67,0	-0,16		94,0	ESTÂNCIA UMBU
12,41	31	1,0	4,50	27	6,0	0,78		0,5	0,46	29	0,1	0,29	30	1,0	0,45	31	0,1	0,15	31	97,0	0,04	26	36,0	AGROPECUÁRIA PLATANO
6,90	34	10,0	3,15	30	14,0	0,88		0,5	0,19	33	8,0	-0,03	34	59,0	0,22	34	2,0	0,08	35	84,0	0,01	29	47,0	ESTÂNCIA CARCÁVIO
7,85	32	7,0	2,76	29	17,0	0,66		1,0	0,55	32	0,1	0,01	34	48,0	0,42	33	0,1	0,09	34	87,0	0,00	27	52,0	FAZENDA DO ENGENHO
9,26	30	4,0	4,82	28	5,0	0,76		0,5	0,23	30	4,0	0,10	32	22,0	0,25	32	1,0	0,09	32	87,0	-0,01	25	53,0	CABANHA BELA ALIANÇA
8,47	32	6,0	5,09	28	4,0	0,40		9,0	0,07	32	31,0	0,12	34	18,0	0,21	33	3,0	0,08	35	85,0	0,11	27	15,0	FAZENDA SANTA TEREZA
11,08	28	2,0	8,12	23	0,5	0,37		10,0	0,35	28	0,5	0,39	30	0,5	0,30	30	0,5	0,14	31	96,0	0,11	23	14,0	ESTÂNCIA RIO NEGRO
10,72	30	2,0	4,68	26	5,0	0,63		1,0	0,30	30	1,0	-0,07	32	71,0	0,18	32	5,0	0,11	33	92,0	-0,06	25	73,0	ESTÂNCIA SÃO BENTO
11,64	20	1,0	5,01	18	4,0	0,24		21,0	0,37	21	0,5	0,03	23	40,0	0,28	23	1,0	-0,03	24	34,0	0,05	15	31,0	FAZENDA SAO GREGORIO
17,71	27	0,1	1,68	20	29,0	0,31		15,0	0,35	27	0,5	0,18	29	7,0	0,28	29	1,0	0,07	30	81,0	-0,04	21	67,0	BARRAGEM
13,60	31	1,0	5,61	27	3,0	0,78		0,5	0,27	29	2,0	0,19	30	7,0	0,23	31	2,0	0,15	31	97,0	0,04	26	36,0	AGROPECUÁRIA PLÁTANO
13,04	31	1,0	5,80	27	2,0	0,45		6,0	0,32	32	1,0	0,04	34	38,0	0,22	33	2,0	0,17	35	98,0	-0,14	27	91,0	ESTÂNCIA SANTA GERTRUDES
10,85	34	2,0	4,75	30	5,0	0,80		0,5	0,31	33	1,0	0,13	35	16,0	0,21	35	3,0	0,06	35	78,0	-0,01	29	54,0	ESTÂNCIA SÃO BENTO
6,35	34	12,0	3,96	26	9,0	-0,20		77,0	0,40	31	0,5	0,15	33	13,0	0,34	32	0,5	0,14	35	96,0	-0,09	28	82,0	AGROPECUÁRIA SERENO
10,94	25	2,0	4,62	22	5,0	0,58		2,0	0,09	23	25,0	0,03	24	41,0	0,19	26	4,0	0,12	25	94,0	0,04	21	34,0	ESTÂNCIA CERRO DO OURO
8,45	30	6,0	5,49	26	3,0	0,88		0,5	0,23	28	4,0	-0,05	29	66,0	0,20	30	4,0	0,20	29	99,0	0,08	25	22,0	AGROPECUÁRIA PLÁTANO
11,99	29	1,0	4,14	25	8,0	0,17		29,0	0,20	30	7,0	0,13	32	16,0	0,18	27	6,0	0,05	30	73,0	0,28	24	0,5	FAZENDA SANTA RITA
10,73	33	2,0	4,65	30	5,0	0,68		1,0	0,33	33	1,0	0,01	35	47,0	0,31	35	0,5	0,09	36	88,0	0,11	28	15,0	ESTÂNCIA BELA VISTA
12,85	28	1,0	5,99	26	2,0	0,47		5,0	0,17	29	10,0	-0,03	31	60,0	0,05	31	33,0	-0,03	32	35,0	0,04	24	34,0	MARCO DO PAMPA
11,64	25	1,0	8,71	21	0,5	0,26		19,0	0,20	25	6,0	0,05	27	34,0	0,06	27	30,0	0,25	28	99,0	0,12	20	12,0	CABANHA BELA ALIANÇA
9,55	32	4,0	4,54	29	6,0	0,81		0,5	0,40	32	0,5	0,07	34	31,0	0,23	34	2,0	-0,01	35	43,0	0,11	27	15,0	ESTÂNCIA CERRO DO OURO
13,26	28	1,0	4,85	24	5,0	0,60		2,0	0,27	28	2,0	0,17	30	9,0	0,19	30	5,0	0,23	31	99,0	-0,09	22	81,0	ESTÂNCIA SÃO BENTO
9,85	32	3,0	6,81	29	1,0	0,27		18,0	0,37	31	0,5	0,01	33	48,0	0,28	33	1,0	0,09	34	86,0	0,02	27	42,0	FAZENDA PITANGA
13,59	26	1,0	10,72	23	0,1	0,32		14,0	-0,04	26	64,0	-0,01	28	54,0	0,09	29	22,0	0,18	29	99,0	-0,11	22	87,0	FAZENDA CERRO VERDE
8,71	32	5,0	1,63	29	30,0	0,81		0,5	0,24	32	4,0	-0,01	34	54,0	0,16	33	8,0	0,07	34	81,0	0,01	27	46,0	CABANHA VACACAÍ
12,85	28	1,0	5,56	24	3,0	0,57		2,0	0,32	24	1,0	0,24	25	3,0	0,29	26	0,5	0,08	28	84,0	0,04	25	35,0	AGROPECUÁRIA PLÁTANO
9,70	27	3,0	4,65	25	5,0	0,56		3,0	0,26	28	2,0	-0,07	30	73,0	0,22	30	2,0	0,07	31	80,0	0,02	24	43,0	FAZENDA PITANGA
9,62	32	4,0	4,19	29	7,0	0,77		0,5	0,38	32	0,5	-0,05	33	67,0	0,14	33	11,0	-0,11	34	8,0	-0,08	27	77,0	FAZENDA SANTA PRENDA
14,72	31	0,5	7,16	27	1,0	0,39		9,0	0,39	30	0,5	0,22	32	4,0	0,22	32	2,0	0,04	33	69,0	0,15	26	8,0	MARCO DO PAMPA
10,06	27	3,0	4,82	25	5,0	0,46		6,0	0,32	28	1,0	0,16	30	11,0	0,20	30	4,0	0,17	31	98,0	0,10	23	17,0	FAZ. DA CAPELA

BRAFORD FÊMEAS JOVENS - TOP 10%

Reg	Nome	Nasc.	G. Sangue	Livro	Pai	IQG	%	Peso ao Nascer			Peso à Desmama Materno			Peso à Desmama Direto			Total Materno	
								DEP	AC	%	DEPm	AC	%	DEPd	AC	%	DEP	%
n381514	SANTA PRENDA Z075	2020		CCG	EL CHANAR 02397 PAYE	1,8	3,0	-0,88	30	3,0	-1,67	16	79,0	5,52	32	6,0	1,09	33,0
n390085	SANTA RITA D131	2020		CCG	SANTA RITA 38-Z387	1,8	3,0	0,75		94,0	-0,18	11	53,0	5,36	26	6,0	2,50	15,0
n388219	SANTA GERTRUDES 2180	2020		CCG	GUASUNCHOS 3125 BULON EXPERTO	1,8	4,0	0,48		84,0	-0,61	13	61,0	5,22	32	7,0	2,01	21,0
n390153	SANTA RITA D279	2020		CCG	RMI2019/2020	1,8	4,0	0,35		76,0	-1,21	12	72,0	6,31	27	3,0	1,94	22,0
n418755	SERENO TE20507	2020		CCG	SERENO 38-TE16045 MANECO	1,8	4,0	1,06	30	99,0	-1,49	16	76,0	8,00	33	1,0	2,51	15,0
n398672	GIULIA 038	2020		CCG	RMI SG2019	1,8	4,0	1,17	22	99,0	-5,33	11	99,0	16,85	26	0,1	3,10	10,0
n386738	MAE RAINHA Z728	2020		CCG	MAE RAINHA 38-TE572 TAURA MAGNO TE	1,8	4,0	0,21	28	66,0	-0,38	16	57,0	5,26	30	6,0	2,25	18,0
388437	PAMPIANO DO SOSSEGO 38-TER31	2020	38	CCG	PAMPIANO DO SOSSEGO 38-TE B7020	1,8	4,0	0,54	32	87,0	0,20	22	46,0	6,65	35	3,0	3,52	7,0
n387953	02 IRMÃOS 0039	2020		CCG	MAE RAINHA 38-R 31 METRALHA	1,8	4,0	0,45	23	82,0	3,03	13	7,0	2,16	24	28,0	4,11	5,0
n390970	BELA VISTA E201	2020		CCG	GUASUNCHOS 3125 BULON EXPERTO	1,8	4,0	0,65		91,0	-0,48	15	59,0	6,08	33	4,0	2,56	15,0
n376784	SERENO 20144	2020		CCG	SERENO 38-TE17138 MOLINO	1,8	4,0	0,04	24	52,0	1,53	15	23,0	5,62	26	5,0	4,34	4,0
n411222	LUZ DE SAO JOAO 2347	2020		CCG	RM203LSL2020	1,8	4,0	-0,38	26	21,0	-0,03	12	50,0	8,66	29	1,0	4,30	4,0
n386773	MÃE RAINHA Z762 METRALHA MAESTRO	2020		CCG	MAE RAINHA 38-TE569 MAESTRO	1,8	4,0	0,82	31	95,0	0,75	17	36,0	6,02	32	4,0	3,77	6,0
n390145	SANTA RITA D268	2020		CCG	SANTA RITA 38-A355	1,8	4,0	0,66		91,0	2,39	12	13,0	9,01	28	0,5	6,89	0,5
n390165	SANTA RITA D318	2020		CCG	RMI2019/2020	1,8	4,0	0,14		60,0	0,96	12	32,0	6,37	26	3,0	4,14	4,0
388444	PAMPIANO DO SOSSEGO 38-TER29	2020	38	CCG	PAMPIANO DO SOSSEGO 38-TE B7020	1,8	4,0	0,65	32	91,0	0,01	22	50,0	7,23	35	2,0	3,62	7,0
388941	ESTÂNCIA AURORA 38-FIVA20002 CANTORA	2020	38	CCG	GUASUNCHOS 3125 BULON EXPERTO	1,8	4,0	0,51	30	85,0	-0,22	15	54,0	3,69	34	15,0	1,62	26,0
n387356	SARANDI 0085	2020		CCG	GUASUNCHOS 3125 BULON EXPERTO	1,8	4,0	0,18	30	63,0	-0,03	14	50,0	4,91	31	8,0	2,43	16,0
n389923	CARCAVIO 6687	2020		CCG	CARCAVIO 38-1131	1,8	4,0	0,04	24	52,0	2,15	17	15,0	4,82	32	8,0	4,56	3,0
n398927	RS J45	2020		CCG	MAE RAINHA 38-TE569 MAESTRO	1,8	4,0	0,12	29	59,0	-0,38	17	57,0	4,65	30	9,0	1,95	22,0
n386722	MÃE RAINHA Z703 MILIONARIO MAESTRO	2020		CCG	MAE RAINHA 38-TE569 MAESTRO	1,8	4,0	0,60	30	89,0	1,06	17	30,0	5,93	32	4,0	4,02	5,0
n398948	RS J79	2020		CCG	MAE RAINHA 38-TE569 MAESTRO	1,8	4,0	0,30	30	73,0	-0,71	18	63,0	4,69	32	9,0	1,64	26,0
n376205	0251 OEMA DI MARIA BRAFORD	2020		CCG	SANTA GERTRUDES 38-1148 VERMOUHT	1,8	4,0	0,58	23	88,0	-0,80	12	65,0	6,72	24	3,0	2,56	15,0
n401664	UMBU 053	2020		CCG	RMI UMBU2019	1,8	4,0	-0,16	21	36,0	0,24	8	45,0	7,49	23	1,0	3,99	5,0
n387597	AGROPECUÁRIA PLÁTANO 282	2020		CCG	TRES ARROYOS 38-TE7005 PINHAO DA PLATANO	1,8	4,0	0,38	21	78,0	-0,08	16	51,0	7,61	24	1,0	3,72	6,0
n393328	SAO BENTO TEX039	2020		CCG	GUASUNCHOS 3125 BULON EXPERTO	1,8	4,0	0,38		78,0	0,33	16	44,0	5,46	35	6,0	3,06	11,0
n379930	OURO O230	2020		CCG	GUASUNCHOS 3125 BULON EXPERTO	1,8	4,0	0,27		70,0	1,17	13	29,0	2,36	31	26,0	2,35	17,0
n398673	GIULIA 039	2020		CCG	RMI SG2019	1,8	4,0	1,33		99,0	-3,82	9	97,0	15,38	24	0,1	3,87	6,0
n388599	PAMPIANO DO SOSSEGO R372	2020		CCG	ARROCERO 5815 GENERAL VEDIA	1,7	4,0	0,25	27	69,0	-1,99	11	83,0	9,18	27	0,5	2,60	15,0
n393750	CERRO VERDE 0062	2020		CCG	GUASUNCHOS 3125 BULON EXPERTO	1,7	4,0	0,07	31	54,0	0,77	14	35,0	3,16	31	19,0	2,34	17,0
n388260	SANTA GERTRUDES 2320	2020		CCG	GUASUNCHOS 3125 BULON EXPERTO	1,7	4,0	0,57		88,0	2,77	12	9,0	2,07	32	28,0	3,80	6,0
411726	CERRO VERDE 38-0008	2020	38	CCG	RANCHO 316 T/E MAGNO	1,7	4,0	-0,36	29	21,0	1,37	22	25,0	5,04	30	7,0	3,89	6,0
n403737	CARCAVIO 6622	2020		CCG	RANCHO 626 - T/E BOOMERANG	1,7	4,0	0,66	28	91,0	-1,73	19	79,0	5,33	33	6,0	0,93	36,0
n401378	RIO NEGRO 0071	2020		CCG	RIO NEGRO 38-8028	1,7	4,0	1,12	25	99,0	0,65	12	37,0	4,00	28	13,0	2,65	14,0
n390246	SANTA RITA D517	2020		CCG	RM42019/2020	1,7	4,0	0,77		94,0	1,67	12	21,0	7,29	28	2,0	5,32	1,0

Peso ao Sobreano			Ganho Pós-Desmama			Perímetro Escrotal ao Sobreano			Musculatura			Estatura			Estrutura Corporal			Umbigo / Prepúcio			Pigmentação Ocular			Propriedade
DEP	AC	%	DEP	AC	%	DEP	AC	%	DEP	AC	%	DEP	AC	%	DEP	AC	%	DEP	AC	%	DEP	AC	%	
12,35	32	1,0	8,91	27	0,1	0,51		4,0	0,23	32	4,0	-0,10	34	80,0	0,14	34	10,0	0,39	35	99,0	0,21	28	2,0	FAZENDA SANTA PRENDA
13,90	26	0,5	10,53	22	0,1	-0,27		84,0	0,14	27	14,0	-0,05	29	68,0	0,09	24	22,0	-0,17	27	1,0	0,12	21	13,0	FAZENDA SANTA RITA
9,52	32	4,0	4,48	30	6,0	0,79		0,5	0,29	33	1,0	0,04	35	40,0	0,28	34	1,0	0,15	36	97,0	0,25	28	1,0	ESTÂNCIA SANTA GERTRUDES
15,21	27	0,5	11,38	23	0,1	0,29		16,0	0,06	29	34,0	0,24	31	3,0	0,22	25	3,0	0,07	29	79,0	-0,09	23	80,0	FAZENDA SANTA RITA
16,07	33	0,5	8,46	28	0,5	0,55		3,0	0,13	33	17,0	0,35	35	0,5	0,22	34	3,0	-0,22	35	0,5	0,16	27	6,0	AGROPECUÁRIA SERENO
21,00	26	0,1	2,40	22	21,0	0,77		0,5	0,10	26	23,0	0,20	28	5,0	0,14	27	11,0	-0,07		17,0	0,04		35,0	PECUÁRIA SANTA GIULIA
11,92	30	1,0	7,29	26	1,0	0,76		0,5	0,00	31	52,0	0,01	33	48,0	-0,02	32	58,0	0,07	34	81,0	-0,01	25	54,0	FAZENDA MÃE RAINHA
13,08	34	1,0	8,23	29	0,5	0,38		9,0	0,20	33	6,0	0,35	34	0,5	0,25	34	1,0	0,10	35	89,0	0,21	29	2,0	ESTÂNCIA DO SOSSEGO
7,26	24	9,0	5,48	21	3,0	0,65		1,0	0,16	25	11,0	0,11	27	19,0	0,25	27	1,0	-0,11	28	8,0	0,10	20	17,0	FAZENDA 2 IRMÃOS
10,03	33	3,0	4,29	30	7,0	0,83		0,5	0,19	33	8,0	0,02	35	43,0	0,14	35	11,0	0,09	36	87,0	0,18	28	4,0	ESTÂNCIA BELA VISTA
9,13	26	4,0	3,92	23	9,0	0,49		5,0	0,22	27	5,0	0,08	29	26,0	0,15	29	9,0	0,17	30	98,0	-0,09	22	80,0	AGROPECUÁRIA SERENO
13,09	30	1,0	4,88	25	4,0	0,27		18,0	0,08	30	28,0	0,06	32	33,0	0,05	31	34,0	0,07	33	80,0	-0,02	24	59,0	EST LUZ DE SÃO JOÃO
8,87	33	5,0	3,92	29	9,0	0,42		7,0	0,36	33	0,5	0,11	35	20,0	0,22	34	2,0	0,06	36	79,0	0,01	28	47,0	FAZENDA MÃE RAINHA
11,62	29	1,0	2,52	24	20,0	0,20		26,0	0,17	30	10,0	0,27	32	1,0	0,17	27	6,0	0,14	30	96,0	0,24	24	1,0	FAZENDA SANTA RITA
11,82	27	1,0	7,05	23	1,0	0,46		6,0	0,19	29	8,0	0,32	31	1,0	0,18	25	5,0	0,07	28	80,0	-0,23	23	99,0	FAZENDA SANTA RITA
13,48	34	1,0	7,82	29	0,5	0,41		8,0	0,25	33	3,0	0,45	34	0,1	0,25	34	1,0	0,13	35	95,0	0,13	29	11,0	ESTÂNCIA DO SOSSEGO
9,49	33	4,0	6,38	29	1,0	0,64		1,0	0,27	32	2,0	-0,04	33	64,0	0,19	32	4,0	0,04	33	67,0	0,06	28	29,0	ESTÂNCIA AURORA
9,34	32	4,0	4,30	29	7,0	0,87		0,5	0,26	32	3,0	0,04	33	39,0	0,21	33	3,0	0,08	34	83,0	0,15	27	7,0	SARANDI
6,60	32	11,0	1,07	28	37,0	0,69		1,0	0,35	32	0,5	0,08	34	28,0	0,26	34	1,0	0,21	35	99,0	0,29	27	0,5	ESTÂNCIA CARCÁVIO
9,53	31	4,0	7,04	28	1,0	0,36		11,0	0,26	31	2,0	0,00	32	52,0	0,20	32	3,0	0,07	33	80,0	0,06	26	27,0	CABANHA VACACAÍ
6,37	32	12,0	0,25	29	48,0	1,06		0,1	0,42	33	0,1	-0,15	35	88,0	0,31	34	0,5	0,05	35	74,0	0,06	28	30,0	FAZENDA MÃE RAINHA
10,03	32	3,0	7,24	29	1,0	0,51		4,0	0,26	31	2,0	0,02	33	45,0	0,29	33	0,5	0,08	34	84,0	0,01	27	47,0	CABANHA VACACAÍ
11,25	24	2,0	5,19	21	4,0	0,65		1,0	0,29	25	1,0	0,15	27	12,0	0,33	27	0,5	-0,05	28	25,0	0,08	19	22,0	OEMA DI MARIA BRAFORD
12,46	23	1,0	4,89	20	4,0	0,19		26,0	0,20	24	6,0	0,07	26	31,0	0,17	26	6,0	0,02		59,0	-0,02		57,0	ESTÂNCIA UMBU
10,19	23	3,0	3,57	19	11,0	0,62		2,0	0,24	21	4,0	0,10	22	21,0	0,15	24	10,0	-0,02	23	39,0	-0,05	18	69,0	AGROPECUÁRIA PLÁTANO
10,94	34	2,0	5,78	30	2,0	0,76		0,5	0,14	33	14,0	0,14	35	14,0	0,21	35	3,0	-0,04	35	29,0	-0,01	29	54,0	ESTÂNCIA SÃO BENTO
7,65	31	8,0	5,59	27	3,0	0,76		0,5	0,23	31	4,0	0,00	33	51,0	0,14	33	10,0	0,01	33	56,0	-0,04	27	66,0	ESTÂNCIA CERRO DO OURO
19,68	24	0,1	2,52	21	20,0	0,70		1,0	0,06	25	35,0	0,22	27	4,0	0,09	27	22,0	0,10		90,0	-0,05		68,0	PECUÁRIA SANTA GIULIA
14,82	27	0,5	5,78	24	2,0	0,38		10,0	0,15	29	12,0	0,13	31	15,0	0,07	31	29,0	0,07	32	79,0	0,18	24	5,0	ESTÂNCIA DO SOSSEGO
7,08	32	9,0	3,56	29	11,0	0,87		0,5	0,35	32	0,5	0,04	33	39,0	0,30	33	0,5	0,09	34	88,0	-0,02	27	57,0	FAZENDA CERRO VERDE
4,66	32	20,0	1,98	29	25,0	0,85		0,5	0,40	33	0,5	-0,10	35	81,0	0,26	34	1,0	0,11	36	91,0	0,04	28	34,0	ESTÂNCIA SANTA GERTRUDES
9,89	31	3,0	5,37	28	3,0	0,41		8,0	0,12	31	19,0	0,08	33	27,0	0,20	33	4,0	0,20	34	99,0	-0,04	26	65,0	FAZENDA CERRO VERDE
10,75	33	2,0	6,66	29	1,0	0,56		3,0	0,37	33	0,5	-0,12	35	83,0	0,26	34	1,0	0,04	35	69,0	0,20	28	3,0	ESTÂNCIA CARCÁVIO
9,31	28	4,0	6,82	23	1,0	0,61		2,0	0,08	29	29,0	0,03	31	42,0	-0,02	29	59,0	0,06	31	75,0	0,00	22	50,0	ESTÂNCIA RIO NEGRO
10,26	28	3,0	3,00	23	15,0	0,44		6,0	0,15	28	13,0	0,16	30	11,0	0,05	23	35,0	-0,13	26	5,0	0,07	22	26,0	FAZENDA SANTA RITA

BRAFORD FÊMEAS JOVENS - TOP 10%

Reg	Nome	Nasc.	G. Sangue	Livro	Pai	IQG	%	Peso ao Nascer			Peso à Desmama Materno			Peso à Desmama Direto			Total Materno	
								DEP	AC	%	DEPm	AC	%	DEPd	AC	%	DEP	%
n390400	MARCO DO PAMPA K59	2020		CCG	SANTA TEREZA 38-H2134 MARQUÊS	1,7	4,0	0,86	26	96,0	-1,60	14	78,0	8,34	27	1,0	2,57	15,0
n398659	GIULIA 030	2020		CCG	PAMPIANO DO SOSSEGO 38-TEK008 MANO LIMA	1,7	4,0	0,45		82,0	5,00	14	1,0	2,90	28	21,0	6,45	0,5
n390910	BELA VISTA E125	2020		CCG	GUASUNCHOS 3125 BULON EXPERTO	1,7	4,0	0,46		83,0	1,24	14	27,0	1,74	33	32,0	2,11	20,0
n392121	RETIRO DO OURO X320	2020		CCG	RMRETIRO2019-BRF02	1,7	4,0	0,16		62,0	1,23	10	28,0	5,42	26	6,0	3,94	5,0
n389002	D29 BELA ALIANÇA	2020		CCG	GUASUNCHOS 3125 BULON EXPERTO	1,7	4,0	0,61		90,0	1,19	13	28,0	4,32	30	11,0	3,35	9,0
n401735	UMBU 0162	2020		CCG	RM2 UMBU2019	1,7	4,0	-0,34	22	23,0	-0,28	9	55,0	4,68	24	9,0	2,06	20,0
n390168	SANTA RITA D336	2020		CCG	SANTA RITA 38-Z387	1,7	4,0	1,49		99,0	1,35	13	26,0	7,14	30	2,0	4,92	2,0
n388579	PAMPIANO DO SOSSEGO R334	2020		CCG	PAMPIANO DO SOSSEGO 38-TEK008 MANO LIMA	1,7	4,0	0,88	30	97,0	3,00	15	8,0	6,27	32	3,0	6,13	1,0
n411200	LUZ DE SAO JOAO 2314	2020		CCG	SAO BENTO 38-Q134 SULINO	1,7	4,0	-0,13	28	38,0	0,92	15	33,0	2,39	30	25,0	2,11	20,0
n376201	O245 OEMA DI MARIA BRAFORD	2020		CCG	SANTA GERTRUDES 38-1148 VERMOUHT	1,7	4,0	0,94	25	97,0	-1,41	14	75,0	6,70	26	3,0	1,94	22,0
n390435	MARCO DO PAMPA K96	2020		CCG	SANTA TEREZA 38-H2134 MARQUÊS	1,7	5,0	1,94	26	99,0	-1,32	15	73,0	7,83	28	1,0	2,60	15,0
n390916	BELA VISTA E131	2020		CCG	GUASUNCHOS 3125 BULON EXPERTO	1,7	5,0	0,54		86,0	-0,23	13	54,0	4,61	32	9,0	2,07	20,0
n391969	RETIRO DO OURO X025	2020		CCG	BELVISTA 38-5804 (PAYSANO)	1,7	5,0	0,12		59,0	0,26	19	45,0	6,60	28	3,0	3,56	7,0
n392543	SANTA TEREZA P4103	2020		CCG	SAO LUIZ 38-C361 DA PEDRO SURREAUX CINAMOMO	1,7	5,0	0,79	29	95,0	2,43	19	12,0	5,51	32	6,0	5,18	2,0
n383441	W.H. J276	2020		CCG	SAO BENTO 38-Q072	1,7	5,0	0,21	28	66,0	-1,28	14	73,0	6,62	29	3,0	2,03	21,0
n390207	SANTA RITA D404	2020		CCG	SANTA RITA 38-A355	1,7	5,0	0,77		95,0	1,25	12	27,0	7,23	28	2,0	4,86	2,0
n401292	RIO NEGRO 38-0013	2020	38	CCG	SAO BENTO 38-PI35 FRONTERO	1,7	5,0	0,65	30	91,0	-0,51	18	59,0	7,56	31	1,0	3,27	9,0
n381089	ESTÂNCIA AURORA A20428	2020		CCG	ESTÂNCIA AURORA 38-A7087	1,7	5,0	-0,13		38,0	2,15		15,0	0,91		41,0	2,60	14,0
393722	CERRO VERDE 38-0025	2020	38	CCG	RANCHO 316 T/E MAGNO	1,7	5,0	-0,35	27	22,0	0,59	15	39,0	3,99	29	13,0	2,58	15,0
n387943	SANTA PRENDA Z145	2020		CCG	SANTA PRENDA 38-V134	1,7	5,0	0,43	27	81,0	-3,18	15	94,0	9,22	30	0,5	1,43	28,0
n391365	MONTECRISTO 2049	2020		CCG	MAE RAINHA 38-TE569 MAESTRO	1,7	5,0	0,40	27	79,0	1,40	15	25,0	4,45	28	10,0	3,63	7,0
n391838	G.S.M. 0337	2020		CCG	MAE RAINHA 38-TE569 MAESTRO	1,7	5,0	0,04	29	52,0	0,63	18	38,0	4,86	31	8,0	3,06	11,0
n405423	AGROPECUÁRIA PLÁTANO TE253	2020		CCG	GUASUNCHOS 3125 BULON EXPERTO	1,7	5,0	0,87	29	96,0	2,04	15	16,0	3,59	31	15,0	3,83	6,0
n387370	SARANDI 0116	2020		CCG	SAO BENTO 38-Q134 SULINO	1,7	5,0	-0,43	31	18,0	0,74	17	36,0	3,47	33	16,0	2,48	16,0
n401761	UMBU 0187	2020		CCG	RM2 UMBU2019	1,7	5,0	0,24	22	68,0	0,61	9	38,0	4,69	25	9,0	2,95	11,0
n376787	SERENO 20154	2020		CCG	SERENO 38-TE17138 MOLINO	1,6	5,0	0,50	26	85,0	1,25	13	27,0	5,15	28	7,0	3,83	6,0
n393325	SAO BENTO TEX031	2020		CCG	GUASUNCHOS 3125 BULON EXPERTO	1,6	5,0	0,29		72,0	0,02	15	49,0	3,07	34	19,0	1,56	27,0
n381494	SANTA PRENDA 38-Z035	2020	38	CCG	GUASUNCHOS 3125 BULON EXPERTO	1,6	5,0	0,31	30	73,0	3,34	16	5,0	1,27	31	37,0	3,97	5,0
n418963	PAMPIANO DO SOSSEGO TER25	2020		CCG	PAMPIANO DO SOSSEGO 38-TE B7020	1,6	5,0	0,34	33	75,0	0,46	22	41,0	5,27	35	6,0	3,09	10,0
n373429	SERENO 20028	2020		CCG	SERENO 38-TE16019 SAMURAI	1,6	5,0	-0,17	30	35,0	3,39	16	5,0	1,81	32	31,0	4,29	4,0
n403227	ESTÂNCIA AURORA A20324	2020		CCG	MAE RAINHA 38-TE569 MAESTRO	1,6	5,0	-0,16		35,0	0,35	15	43,0	2,64	31	23,0	1,68	25,0
n388202	SANTA GERTRUDES 2160	2020		CCG	GUASUNCHOS 3125 BULON EXPERTO	1,6	5,0	0,77		94,0	-1,24	14	72,0	6,68	33	3,0	2,10	20,0
n394017	SERENO 20132	2020		CCG	SERENO 38-TE17138 MOLINO	1,6	5,0	0,50	23	85,0	-0,11	14	52,0	5,47	25	6,0	2,63	14,0
n388265	SANTA GERTRUDES 2334	2020		CCG	SANTA GERTRUDES 38-1203 DOBLE ANCHO	1,6	5,0	0,43		81,0	-3,07	14	93,0	8,13	31	1,0	1,00	35,0
n388562	PAMPIANO DO SOSSEGO R311	2020		CCG	PAMPIANO DO SOSSEGO 38-TEK008 MANO LIMA	1,6	5,0	0,68	32	92,0	2,10	14	16,0	5,91	33	4,0	5,06	2,0

Peso ao Sobreano			Ganho Pós-Desmama			Perímetro Escrotal ao Sobreano			Musculatura			Estatura			Estrutura Corporal			Umbigo / Prepúcio			Pigmentação Ocular			Propriedade
DEP	AC	%	DEP	AC	%	DEP	AC	%	DEP	AC	%	DEP	AC	%	DEP	AC	%	DEP	AC	%	DEP	AC	%	
12,92	27	1,0	4,76	24	5,0	0,38		10,0	0,24	28	3,0	0,09	30	25,0	0,15	30	9,0	0,05	31	72,0	0,18	23	4,0	MARCO DO PAMPA
5,09	29	18,0	2,50	26	20,0	0,47		5,0	0,12	30	18,0	0,07	32	29,0	0,16	31	8,0	0,05		74,0	0,07		24,0	PECUÁRIA SANTA GIULIA
5,70	34	15,0	4,65	31	5,0	0,94		0,1	0,33	34	1,0	0,04	35	39,0	0,16	35	8,0	0,04	36	68,0	0,13	29	10,0	ESTÂNCIA BELA VISTA
11,79	26	1,0	7,02	20	1,0	0,18		27,0	0,11	26	22,0	0,14	28	13,0	0,08	28	25,0	-0,17	29	1,0	-0,06	21	74,0	ESTÂNCIA RETIRO DO OURO
8,69	30	5,0	4,50	28	6,0	0,75		0,5	0,12	30	19,0	-0,04	32	63,0	0,25	32	1,0	0,09	32	87,0	0,06	25	28,0	CABANHA BELA ALIANÇA
12,89	24	1,0	9,92	21	0,1	0,07		42,0	0,09	25	27,0	0,09	27	25,0	0,20	27	4,0	0,01		51,0	0,02		43,0	ESTÂNCIA UMBU
10,81	29	2,0	4,72	24	5,0	-0,09		65,0	0,21	30	6,0	0,09	32	25,0	0,11	25	16,0	0,03	28	62,0	-0,14	24	92,0	FAZENDA SANTA RITA
9,69	32	3,0	3,68	29	10,0	0,63		1,0	0,17	33	10,0	0,41	35	0,1	0,04	34	39,0	0,01	36	56,0	0,01	27	45,0	ESTÂNCIA DO SOSSEGO
9,86	30	3,0	9,11	27	0,1	0,28		17,0	0,11	30	21,0	-0,01	32	55,0	0,12	32	14,0	0,17	33	98,0	-0,11	25	85,0	EST LUZ DE SÃO JOÃO
8,94	27	5,0	4,28	23	7,0	0,91		0,1	0,22	27	5,0	-0,01	29	55,0	0,20	28	4,0	-0,18	29	1,0	0,16	21	6,0	OEMA DI MARIA BRAFORDE
11,51	28	2,0	3,97	25	9,0	0,44		7,0	0,43	29	0,1	0,26	31	2,0	0,21	31	3,0	0,16	32	98,0	0,17	24	5,0	MARCO DO PAMPA
9,45	32	4,0	4,76	29	5,0	0,81		0,5	0,18	32	9,0	0,04	34	38,0	0,12	34	15,0	0,05	35	71,0	-0,01	27	54,0	ESTÂNCIA BELA VISTA
12,08	28	1,0	5,53	26	3,0	0,45		6,0	0,11	29	21,0	0,17	31	10,0	0,25	30	1,0	0,12	31	94,0	-0,06	24	74,0	ESTÂNCIA RETIRO DO OURO
9,90	32	3,0	5,02	28	4,0	0,15		31,0	0,14	31	15,0	0,18	33	8,0	0,15	29	9,0	0,20	33	99,0	-0,02	26	58,0	FAZENDA SANTA TEREZA
10,48	29	2,0	4,45	25	6,0	0,85		0,5	0,29	29	1,0	0,18	31	7,0	0,26	31	1,0	0,14	32	96,0	0,11	23	15,0	FAZENDA IRAPUÁ
10,09	29	3,0	3,80	24	10,0	0,14		33,0	0,16	30	12,0	0,08	32	26,0	0,18	26	5,0	0,04	30	70,0	0,23	23	1,0	FAZENDA SANTA RITA
9,48	32	4,0	2,69	28	18,0	0,73		1,0	0,27	33	2,0	0,11	35	18,0	0,33	34	0,5	0,06	35	75,0	-0,15	27	93,0	ESTÂNCIA RIO NEGRO
9,28	27	4,0	10,85	21	0,1	0,27		18,0	-0,03	26	63,0	0,05	29	35,0	0,01	26	49,0	0,09	32	85,0	0,00	23	49,0	ESTÂNCIA AURORA
10,32	30	3,0	7,69	26	0,5	0,22		23,0	0,13	30	17,0	0,05	32	35,0	0,24	31	2,0	0,19	32	99,0	-0,11	24	86,0	FAZENDA CERRO VERDE
14,44	30	0,5	7,04	26	1,0	0,63		1,0	0,13	30	17,0	0,16	32	11,0	0,16	32	8,0	0,04	33	70,0	0,16	25	6,0	FAZENDA SANTA PRENDA
7,63	29	8,0	3,69	26	10,0	0,63		1,0	0,21	29	6,0	0,07	31	30,0	0,14	31	11,0	0,07	32	80,0	0,01	24	47,0	AGROPECUÁRIA MONTECRISTO
9,42	31	4,0	5,42	28	3,0	0,42		7,0	0,16	32	12,0	-0,02	34	57,0	0,12	33	15,0	0,03	34	64,0	-0,03	27	61,0	FAZENDA DO ENGENHO
7,12	30	9,0	3,30	26	13,0	0,79		0,5	0,21	27	6,0	0,10	28	22,0	0,17	29	7,0	-0,05	29	25,0	0,11	25	16,0	AGROPECUÁRIA PLÁTANO
8,91	33	5,0	6,17	29	2,0	0,52		4,0	0,16	33	11,0	0,02	35	46,0	0,18	34	5,0	0,15	36	97,0	-0,05	28	69,0	SARANDI
10,79	25	2,0	6,83	22	1,0	0,27		18,0	0,17	25	10,0	0,12	27	17,0	0,19	27	5,0	0,07		82,0	0,04		36,0	ESTÂNCIA UMBU
9,29	29	4,0	4,51	25	6,0	0,50		4,0	0,26	29	2,0	0,24	31	3,0	0,17	30	6,0	0,19	31	99,0	0,20	23	3,0	AGROPECUÁRIA SERENO
8,07	33	7,0	4,93	29	4,0	0,97		0,1	0,27	32	2,0	-0,14	33	87,0	0,31	33	0,5	0,14	34	95,0	0,07	27	24,0	ESTÂNCIA SÃO BENTO
3,63	32	26,0	2,37	29	21,0	0,81		0,5	0,37	33	0,5	-0,15	35	89,0	0,29	35	0,5	-0,07	36	17,0	0,11	29	15,0	FAZENDA SANTA PRENDA
10,55	35	2,0	6,48	30	1,0	0,37		10,0	0,39	34	0,5	0,41	35	0,1	0,38	35	0,1	0,14	36	96,0	0,13	29	10,0	ESTÂNCIA DO SOSSEGO
5,43	32	16,0	3,94	27	9,0	0,68		1,0	0,09	31	25,0	-0,03	33	59,0	0,08	33	23,0	0,08	34	83,0	-0,04	27	65,0	AGROPECUÁRIA SERENO
8,43	31	6,0	7,32	28	1,0	0,42		7,0	0,21	32	5,0	-0,02	34	56,0	0,12	33	15,0	0,10	34	88,0	-0,02	26	58,0	ESTÂNCIA AURORA
9,26	33	4,0	2,13	30	24,0	0,97		0,1	0,30	33	1,0	0,05	35	34,0	0,27	35	1,0	0,08	36	83,0	0,19	28	3,0	ESTÂNCIA SANTA GERTRUDES
8,27	26	6,0	2,92	22	16,0	0,53		3,0	0,35	26	0,5	-0,04	28	64,0	0,13	28	13,0	-0,05	29	23,0	0,06	21	27,0	AGROPECUÁRIA SERENO
11,39	32	2,0	3,56	27	11,0	0,61		2,0	0,35	32	0,5	-0,02	34	57,0	0,21	34	3,0	0,16	35	98,0	-0,01	27	55,0	ESTÂNCIA SANTA GERTRUDES
8,96	34	5,0	4,16	30	7,0	0,45		6,0	0,27	34	2,0	0,37	36	0,5	0,31	35	0,5	0,06	36	78,0	0,05	29	31,0	ESTÂNCIA DO SOSSEGO

BRAFORD FÊMEAS JOVENS - TOP 10%

Reg	Nome	Nasc.	G. Sangue	Livro	Pai	IQG	%	Peso ao Nascer			Peso à Desmama Materno			Peso à Desmama Direto			Total Materno	
								DEP	AC	%	DEPm	AC	%	DEPd	AC	%	DEP	%
n407042	W.H. J042	2020		CCG	IRAPUA 38-F017 FARRAPO	1,6	5,0	-0,22	26	31,0	0,66	11	37,0	6,47	26	3,0	3,89	6,0
n398649	GIULIA 002	2020		CCG	PAMPIANO DO SOSSEGO 38-TEK008 MANO LIMA	1,6	5,0	0,63		90,0	2,04	13	16,0	5,30	27	6,0	4,69	3,0
n388179	SANTA GERTRUDES 2123	2020		CCG	RANCHO 316 T/E MAGNO	1,6	5,0	0,13		60,0	-0,16	23	53,0	5,91	33	4,0	2,79	13,0
401929	SINUELO 38-738	2020	38	CCG	SINUELO 38-363	1,6	5,0	0,12	23	59,0	-1,47	13	76,0	7,72	24	1,0	2,39	17,0
n387600	AGROPECUÁRIA PLÁTANO 286	2020		CCG	GUASUNCHOS 3125 BULON EXPERTO	1,6	5,0	0,39	28	79,0	-0,78	14	64,0	5,30	32	6,0	1,88	23,0
n390228	SANTA RITA D474	2020		CCG	SANTA RITA 38-X379	1,6	5,0	0,93		97,0	1,93	12	18,0	6,53	26	3,0	5,20	2,0
n390942	BELA VISTA E165	2020		CCG	GUASUNCHOS 3125 BULON EXPERTO	1,6	5,0	0,54		86,0	-0,29	14	55,0	4,36	33	11,0	1,89	22,0
393747	CERRO VERDE 38-0055	2020	38	CCG	GUASUNCHOS 3125 BULON EXPERTO	1,6	5,0	0,02	28	51,0	0,36	13	43,0	2,46	31	25,0	1,59	26,0
n388065	DO BOLSO U010	2020		CCG	BELVISTA 38-5804 (PAYSANO)	1,6	5,0	0,11	30	58,0	-1,04	23	69,0	8,09	33	1,0	3,01	11,0
379834	OURO 38-O087	2020	38	CCG	RANCHO 316 T/E MAGNO	1,6	5,0	0,18		63,0	0,42	20	42,0	5,00	28	7,0	2,92	12,0
n376789	SERENO 20160	2020		CCG	SERENO 38-TEI7138 MOLINO	1,6	5,0	1,18	25	99,0	2,24	16	14,0	5,06	27	7,0	4,77	2,0
n388262	SANTA GERTRUDES 2329	2020		CCG	SANTA GERTRUDES 38-I203 DOBLE ANCHO	1,6	5,0	0,59		89,0	0,97	15	32,0	5,63	28	5,0	3,79	6,0
n386089	PITANGA F004	2020		CCG	RANCHO 316 T/E MAGNO	1,6	5,0	-0,04	25	46,0	2,03	20	16,0	3,36	27	17,0	3,71	6,0
393735	CERRO VERDE 38-0039	2020	38	CCG	SAO BENTO 38-QI34 SULINO	1,6	6,0	0,58	28	88,0	1,82	16	19,0	4,06	30	12,0	3,85	6,0
n391052	BELA VISTA E313	2020		CCG	RM2019-RM4	1,6	6,0	0,43		81,0	-0,49	13	59,0	7,49	31	1,0	3,26	9,0
n381815	SANTA PRENDA Z174	2020		CCG	SANTA PRENDA 38-X157	1,6	6,0	0,21	26	66,0	-2,07	17	84,0	9,61	28	0,5	2,74	13,0
n386128	PITANGA F071	2020		CCG	RMPITARM01P20	1,6	6,0	0,43	18	81,0	-0,53	9	60,0	8,00	20	1,0	3,46	8,0
n384608	SBV 20066	2020		CCG	SBV 38-TE17005	1,6	6,0	-0,41		19,0	1,53	15	23,0	4,40	25	10,0	3,73	6,0
n390148	SANTA RITA D272	2020		CCG	RM12019/2020	1,6	6,0	0,57		88,0	-1,94	11	82,0	6,75	25	2,0	1,43	28,0
n386990	MÃE RAINHA Z677 KACHAPE SENHOR	2020		CCG	CAMILA 38-S65 SENHOR	1,6	6,0	0,95	31	98,0	-2,39	14	87,0	5,44	34	6,0	0,33	46,0
n387338	SARANDI 0051	2020		CCG	GUASUNCHOS 3125 BULON EXPERTO	1,6	6,0	0,09	31	56,0	-0,25	13	55,0	4,09	32	12,0	1,80	23,0
n391808	NOVA AURORA 17877	2020		CCG	RM3804/19	1,6	6,0	0,00	24	48,0	-0,59	11	61,0	7,30	26	2,0	3,06	11,0
n391850	G.S.M. 0354	2020		CCG	MAE RAINHA 38-TE569 MAESTRO	1,6	6,0	-0,12	30	39,0	-0,30	15	55,0	3,97	31	13,0	1,68	25,0
n388304	PAMPIANO DO SOSSEGO 38-FIVR92	2020	38	CCG	PAMPIANO DO SOSSEGO 38-TE B7020	1,6	6,0	0,32	34	74,0	0,03	24	49,0	5,99	36	4,0	3,02	11,0
n401707	UMBU 096	2020		CCG	PAMPIANO DO SOSSEGO 38-TEK008 MANO LIMA	1,6	6,0	0,31	28	73,0	1,10	13	30,0	5,26	30	6,0	3,73	6,0
n388264	SANTA GERTRUDES 2332	2020		CCG	GUASUNCHOS 3125 BULON EXPERTO	1,6	6,0	0,42		80,0	-1,65		78,0	4,15		12,0	0,43	44,0
n390408	MARCO DO PAMPA K67	2020		CCG	CATY 38-N621 JARAU	1,6	6,0	0,34	25	76,0	0,38	10	43,0	6,10	26	4,0	3,43	8,0
n418436	SERENO TE20038	2020		CCG	SERENO 38-TEI7257 STALONE	1,6	6,0	0,35	32	76,0	4,24	18	2,0	5,24	35	7,0	6,86	0,5
n386119	PITANGA F053	2020		CCG	RMPITARM01P20	1,6	6,0	0,46	19	82,0	0,30	9	44,0	5,87	21	4,0	3,23	9,0
n386683	CRR 2018	2020		CCG	SAO BENTO 38-QI34 SULINO	1,6	6,0	0,14	26	60,0	1,99	17	17,0	3,38	27	17,0	3,68	7,0
n386058	PITANGA F022	2020		CCG	MAE RAINHA 38-TE569 MAESTRO	1,5	6,0	0,20	26	65,0	2,42	13	12,0	4,70	27	9,0	4,77	2,0
n391379	MONTECRISTO 2070	2020		CCG	MONTECRISTO 38-1501	1,5	6,0	0,21	25	66,0	-1,15	13	71,0	5,19	25	7,0	1,44	28,0
n388528	PAMPIANO DO SOSSEGO R232	2020		CCG	PAMPIANO DO SOSSEGO 38-TEK008 MANO LIMA	1,5	6,0	0,51	28	85,0	2,10	15	16,0	4,78	30	8,0	4,49	3,0
n386739	MAE RAINHA Z729	2020		CCG	MAE RAINHA 38-TE572 TAURA MAGNO TE	1,5	6,0	0,73	29	93,0	0,94	18	32,0	4,58	31	9,0	3,24	9,0
n373425	SERENO 20018	2020		CCG	SERENO 38-TEI7257 STALONE	1,5	6,0	-0,20	27	33,0	2,27	13	14,0	4,56	29	10,0	4,55	3,0

Peso ao Sobreano			Ganho Pós-Desmama			Perímetro Escrotal ao Sobreano			Musculatura			Estatura			Estrutura Corporal			Umbigo / Prepúcio			Pigmentação Ocular			Propriedade
DEP	AC	%	DEP	AC	%	DEP	AC	%	DEP	AC	%	DEP	AC	%	DEP	AC	%	DEP	AC	%	DEP	AC	%	
11,98	25	1,0	6,49	19	1,0	0,22		23,0	0,12	25	18,0	0,21	27	5,0	0,13	27	13,0	0,04	28	66,0	-0,07	21	75,0	FAZENDA IRAPUÃ
8,23	27	6,0	3,29	25	13,0	0,50		4,0	0,10	28	24,0	0,08	29	26,0	0,14	29	11,0	0,06		76,0	0,10		17,0	PECUÁRIA SANTA GIULIA
9,94	33	3,0	4,23	30	7,0	0,67		1,0	0,15	33	14,0	0,04	35	37,0	0,24	35	2,0	0,37	36	99,0	0,11	28	14,0	ESTÂNCIA SANTA GERTRUDES
13,45	25	1,0	7,01	21	1,0	0,42		7,0	0,13	25	17,0	0,23	27	4,0	0,14	27	11,0	-0,04	28	30,0	0,15	19	8,0	FAZENDA SINUELO
9,58	32	4,0	4,88	29	4,0	0,98		0,1	0,22	32	4,0	0,15	33	12,0	0,22	33	2,0	0,07	34	80,0	-0,02	28	59,0	AGROPECUÁRIA PLÁTANO
8,80	26	5,0	3,54	22	11,0	0,43		7,0	0,13	27	16,0	0,18	29	8,0	0,10	21	18,0	0,05	26	73,0	-0,10	21	84,0	FAZENDA SANTA RITA
9,09	33	4,0	4,81	30	5,0	0,75		0,5	0,19	33	7,0	0,02	35	44,0	0,15	35	10,0	0,07	36	82,0	0,15	28	8,0	ESTÂNCIA BELA VISTA
8,11	31	7,0	6,40	28	1,0	0,61		2,0	0,26	31	2,0	-0,08	33	75,0	0,29	33	0,5	0,06	34	76,0	0,03	26	38,0	FAZENDA CERRO VERDE
12,39	32	1,0	5,25	29	3,0	0,47		5,0	0,12	32	19,0	0,14	34	14,0	0,22	34	2,0	0,14	35	96,0	-0,04	28	66,0	ESTÂNCIA DO BOLSO
8,31	28	6,0	2,28	26	22,0	0,56		3,0	0,29	29	1,0	0,00	31	52,0	0,23	31	2,0	0,14	32	96,0	-0,04	25	66,0	ESTÂNCIA CERRO DO OURO
7,76	28	7,0	2,51	24	20,0	0,91		0,1	0,13	28	17,0	0,19	29	7,0	0,03	29	43,0	0,15	30	97,0	0,12	22	12,0	AGROPECUÁRIA SERENO
6,75	29	11,0	0,86	26	40,0	0,56		3,0	0,43	31	0,1	0,11	33	19,0	0,19	32	4,0	0,15	33	97,0	-0,14	26	91,0	ESTÂNCIA SANTA GERTRUDES
8,14	27	6,0	4,79	25	5,0	0,50		4,0	0,09	27	25,0	-0,02	28	57,0	0,14	29	10,0	0,14	29	96,0	0,00	23	51,0	FAZENDA PITANGA
7,19	30	9,0	2,30	27	22,0	0,79		0,5	0,17	31	11,0	0,06	33	32,0	0,16	32	7,0	0,06	33	78,0	-0,04	25	65,0	FAZENDA CERRO VERDE
13,16	32	1,0	6,46	27	1,0	0,19		27,0	0,09	32	26,0	0,16	34	10,0	-0,09	33	81,0	-0,14	35	4,0	0,15	26	8,0	ESTÂNCIA BELA VISTA
12,01	28	1,0	3,42	24	12,0	0,77		0,5	0,20	29	6,0	0,22	31	4,0	0,20	31	4,0	0,15	32	97,0	-0,18	24	96,0	FAZENDA SANTA PRENDA
12,86	20	1,0	3,91	17	9,0	0,42		8,0	0,09	20	25,0	0,12	22	17,0	0,08	22	24,0	-0,01	23	44,0	0,00	14	50,0	FAZENDA PITANGA
7,19	26	9,0	3,44	22	12,0	0,77		0,5	0,10	25	24,0	0,05	27	35,0	0,08	27	26,0	0,11	28	91,0	0,20	21	3,0	FAZENDA SÃO BENTO DO VERDE
14,31	26	0,5	9,19	23	0,1	0,12		35,0	0,02	28	47,0	0,06	30	31,0	0,12	25	15,0	-0,01	28	44,0	-0,16	23	94,0	FAZENDA SANTA RITA
11,55	33	1,0	9,02	28	0,1	0,34		12,0	0,16	32	11,0	-0,03	34	60,0	0,11	34	17,0	0,12	35	92,0	0,08	28	23,0	FAZENDA MÃE RAINHA
8,10	33	7,0	4,06	30	8,0	0,90		0,1	0,20	33	6,0	-0,02	35	58,0	0,15	35	10,0	-0,13	36	5,0	0,11	28	15,0	SARANDI
13,56	27	1,0	6,41	23	1,0	0,43		7,0	0,20	28	7,0	0,37	30	0,5	0,30	29	0,5	0,11	31	90,0	-0,09	22	82,0	ESTÂNCIA NOVA AURORA
8,65	31	5,0	6,64	28	1,0	0,47		5,0	0,23	32	4,0	0,07	33	30,0	0,17	33	6,0	0,09	34	86,0	0,01	26	46,0	FAZENDA DO ENGENHO
11,72	36	1,0	8,88	31	0,1	-0,17		74,0	0,13	34	16,0	0,15	35	11,0	0,17	36	6,0	0,08	36	84,0	0,12	31	12,0	ESTÂNCIA DO SOSSEGO
8,31	30	6,0	4,17	27	7,0	0,44		6,0	0,09	30	26,0	0,00	32	50,0	0,22	31	2,0	0,04		70,0	0,06		28,0	ESTÂNCIA UMBU
8,56	31	5,0	5,06	26	4,0	0,76		0,5	0,34	30	0,5	0,02	33	43,0	0,31	31	0,5	0,10	35	89,0	0,03	27	40,0	ESTÂNCIA SANTA GERTRUDES
12,15	25	1,0	6,87	21	1,0	0,06		44,0	0,16	27	12,0	0,19	29	6,0	0,10	28	19,0	-0,15	30	3,0	0,09	21	19,0	MARCO DO PAMPA
8,03	34	7,0	1,89	28	26,0	-0,17		74,0	0,08	33	30,0	0,02	34	46,0	0,11	34	17,0	0,17	35	98,0	-0,09	28	82,0	AGROPECUÁRIA SERENO
9,96	21	3,0	3,32	18	13,0	0,45		6,0	0,22	22	5,0	0,08	24	27,0	0,16	24	8,0	0,15	25	97,0	0,04	16	35,0	FAZENDA PITANGA
7,67	27	8,0	4,42	24	6,0	0,62		2,0	0,09	28	25,0	0,07	29	29,0	0,20	30	4,0	0,03	30	62,0	-0,05	24	70,0	FAZENDA JOÃO DE BARRO
6,10	27	13,0	1,06	24	37,0	0,65		1,0	0,13	27	16,0	-0,01	29	53,0	0,11	29	17,0	0,05	29	71,0	0,01	22	47,0	FAZENDA PITANGA
11,94	26	1,0	7,30	22	1,0	0,45		6,0	0,16	26	11,0	0,16	28	10,0	0,11	28	16,0	0,04	29	70,0	-0,02	20	58,0	AGROPECUÁRIA MONTECRISTO
6,90	29	10,0	3,21	26	14,0	0,61		2,0	0,21	27	6,0	0,23	28	4,0	0,24	29	1,0	0,20	29	99,0	0,04	24	34,0	ESTÂNCIA DO SOSSEGO
8,00	31	7,0	3,94	26	9,0	0,35		11,0	0,21	31	6,0	0,05	33	36,0	0,13	33	13,0	0,06	34	78,0	-0,03	26	61,0	FAZENDA MAE RAINHA
5,87	29	14,0	1,51	26	31,0	0,21		24,0	0,41	30	0,1	0,13	32	16,0	0,34	32	0,5	-0,09	33	12,0	-0,16	25	94,0	AGROPECUÁRIA SERENO

BRAFORD FÊMEAS JOVENS - TOP 10%

Reg	Nome	Nasc.	G. Sangue	Livro	Pai	IQG	%	Peso ao Nascer			Peso à Desmama Materno			Peso à Desmama Direto			Total Materno	
								DEP	AC	%	DEPm	AC	%	DEPd	AC	%	DEP	%
								n390932	BELA VISTA E151	2020		CCG	GUASUNCHOS 3125 BULON EXPERTO	1,5	6,0	0,46		82,0
n390235	SANTA RITA D490	2020		CCG	SANTA RITA 38-A30	1,5	6,0	0,75		94,0	3,32	12	6,0	6,33	28	3,0	6,48	0,5
n391516	LUZ DE SAO JOAO 2362	2020		CCG	SANTA ANA 38-K149	1,5	6,0	-0,17	26	35,0	1,34	16	26,0	1,62	28	33,0	2,16	19,0
n391238	BELA VISTA E603	2020		CCG	RMPITARM01P20	1,5	6,0	0,44		82,0	1,45	13	24,0	5,27	31	6,0	4,08	5,0
n389727	SÃO FERNANDO G2 F776	2020		CCG	RMSJBOREP19/20	1,5	6,0	0,05	28	53,0	-1,60	12	78,0	6,30	29	3,0	1,55	27,0
n400692	039 RAGAGNIN	2020		CCG	BELVISTA 38-4456	1,5	6,0	0,25		69,0	1,18	12	28,0	5,45	26	6,0	3,91	5,0
n398660	GIULIA 001	2020		CCG	RMI SG2019	1,5	6,0	0,99	19	98,0	-2,91	8	92,0	12,24	23	0,1	3,21	9,0
n401296	RIO NEGRO 38-0019	2020	38	CCG	SAO BENTO 38-PI35 FRONTERO	1,5	7,0	0,79	29	95,0	0,75	18	36,0	6,48	32	3,0	3,99	5,0
407223	38-C233 DA CABANHA SANTA FÉ	2020	38	CCG	BELVISTA 38-3826	1,5	7,0	0,59		89,0	0,18	10	46,0	6,35	22	3,0	3,36	8,0
n387254	SPODE A055	2020		CCG	SAO BENTO 38-PI35 FRONTERO	1,5	7,0	0,41	25	80,0	1,13	13	29,0	4,26	26	11,0	3,25	9,0
n390940	BELA VISTA E163	2020		CCG	GUASUNCHOS 3125 BULON EXPERTO	1,5	7,0	0,25		69,0	-2,19	13	85,0	4,70	32	9,0	0,16	48,0
n391188	BELA VISTA E527	2020		CCG	RM2019-RM4	1,5	7,0	0,69		92,0	-3,26	12	94,0	9,88	30	0,5	1,68	25,0
n381096	ESTÂNCIA AURORA A20452	2020		CCG	ESTÂNCIA AURORA 38-A7087	1,5	7,0	-0,15	24	36,0	2,15	13	15,0	0,29	26	48,0	2,29	18,0
n401597	UMBU 024	2020		CCG	RM2 UMBU2019	1,5	7,0	0,64	22	91,0	0,98	10	32,0	5,04	26	7,0	3,50	8,0
n379665	SBV 20040	2020		CCG	SANTA TEREZA 38-H2134 MARQUÊS	1,5	7,0	1,33		99,0	-3,59	16	96,0	9,55	31	0,5	1,19	32,0
n407078	W.H. J188	2020		CCG	CARCAVIO 38-3200	1,5	7,0	0,16	24	62,0	-0,17	13	53,0	6,78	26	2,0	3,22	9,0
n418435	SERENO TE20034	2020		CCG	SERENO 38-TE17257 STALONE	1,5	7,0	0,19	33	64,0	1,08	18	30,0	5,51	35	6,0	3,83	6,0
383691	SÃO PEDRO 38-E06	2020	38	CCG	BELVISTA 38-4536 COMANCHERO	1,5	7,0	-0,19	26	34,0	0,68	14	37,0	4,50	29	10,0	2,93	12,0
n406791	RS J55	2020		CCG	MAE RAINHA 38-TE569 MAESTRO	1,5	7,0	0,30	28	72,0	1,13	15	29,0	3,24	30	18,0	2,75	13,0
n403466	NOVA AURORA 17913	2020		CCG	RM3806/19	1,5	7,0	0,34	23	75,0	1,13	9	29,0	5,70	25	5,0	3,99	5,0
n407069	W.H. J152	2020		CCG	SAO BENTO 38-Q072	1,5	7,0	0,07	25	54,0	0,25	13	45,0	4,78	24	8,0	2,64	14,0
n388085	DO BOLSO U056	2020		CCG	BELVISTA 38-5804 (PAYSANO)	1,5	7,0	-0,39	29	19,0	4,30	24	2,0	4,50	30	10,0	6,55	0,5
n388601	PAMPIANO DO SOSSEGO R378	2020		CCG	PAMPIANO DO SOSSEGO 38-TEK008 MANO LIMA	1,5	7,0	0,87	31	96,0	0,48	15	41,0	6,12	32	4,0	3,55	7,0
n388160	SANTA GERTRUDES 2262	2020		CCG	RANCHO 316 T/E MAGNO	1,5	7,0	-0,20		32,0	3,08	24	7,0	2,50	33	24,0	4,34	4,0
n411878	D035 DA ESPERANÇA	2020		CCG	CAMILA 38-R69 RASTRO	1,5	7,0	0,03	23	52,0	1,05	11	31,0	1,46	24	35,0	1,78	24,0
n387939	SANTA PRENDA Z023	2020		CCG	EL CHANAR 02397 PAYE	1,5	7,0	-0,89	27	3,0	-0,29	13	55,0	2,26	30	27,0	0,84	37,0
n392534	SANTA TEREZA P4011	2020		CCG	LOSGURISES Z230 LUCHO	1,5	7,0	0,56	15	88,0	4,73	10	1,0	2,93	21	20,0	6,20	1,0
n390933	BELA VISTA E153	2020		CCG	BELVISTA 38-2598 GRAN HERMANO	1,5	7,0	1,00		98,0	2,61	18	10,0	5,12	31	7,0	5,17	2,0
n391256	BELA VISTA E633	2020		CCG	RM2019-RM3	1,5	7,0	0,38		78,0	-0,63	11	62,0	6,39	26	3,0	2,57	15,0
n391869	G.S.M. 0378	2020		CCG	MAE RAINHA 38-TE569 MAESTRO	1,5	7,0	0,35	31	76,0	-0,13	17	52,0	4,61	32	9,0	2,17	19,0
n401325	RIO NEGRO 38-0081	2020		CCG	RANCHO 906 T/E X-BULL	1,5	7,0	0,54	31	87,0	-2,46	24	88,0	5,05	34	7,0	0,07	50,0
n401358	RIO NEGRO 0139	2020		CCG	ASP 38-TEG232 CARTUCHO ST 1369 SP B176	1,5	7,0	1,03	27	98,0	-1,21	15	72,0	4,67	29	9,0	1,13	33,0
n386745	MAE RAINHA Z734	2020		CCG	MAE RAINHA 38-TE572 TAURA MAGNO TE	1,5	7,0	0,58	29	88,0	-2,67	18	90,0	7,30	30	2,0	0,98	35,0
n401612	UMBU 046	2020		CCG	RM2 UMBU2019	1,5	7,0	0,91	23	97,0	-0,72	11	63,0	6,62	26	3,0	2,59	15,0
n407113	W.H. J352	2020		CCG	CARCAVIO 38-3200	1,5	7,0	-0,05	22	44,0	0,20	11	46,0	7,12	24	2,0	3,76	6,0

Peso ao Sobreano			Ganho Pós-Desmama			Perímetro Escrotal ao Sobreano			Musculatura			Estatura			Estrutura Corporal			Umbigo / Prepúcio			Pigmentação Ocular			Propriedade
DEP	AC	%	DEP	AC	%	DEP	AC	%	DEP	AC	%	DEP	AC	%	DEP	AC	%	DEP	AC	%	DEP	AC	%	
8,37	34	6,0	5,67	31	2,0	0,85		0,5	0,18	34	9,0	-0,02	35	58,0	0,18	35	6,0	-0,02	36	37,0	0,09	29	20,0	ESTÂNCIA BELA VISTA
7,83	28	7,0	1,51	23	31,0	0,50		4,0	0,18	29	9,0	0,34	31	0,5	0,21	25	3,0	-0,12	29	7,0	0,04	23	35,0	FAZENDA SANTA RITA
6,98	29	10,0	7,41	25	0,5	0,29		16,0	0,18	29	8,0	0,05	31	34,0	0,13	31	13,0	0,12	32	93,0	0,01	24	48,0	EST LUZ DE SÃO JOÃO
9,33	31	4,0	4,11	26	8,0	0,50		4,0	0,12	31	18,0	0,19	33	6,0	0,15	32	9,0	-0,10	34	10,0	0,18	25	4,0	ESTÂNCIA BELA VISTA
13,56	30	1,0	7,82	26	0,5	0,05		44,0	0,15	31	13,0	0,11	33	19,0	-0,06	32	72,0	-0,01	34	42,0	0,18	25	4,0	CABANHA SÃO FERNANDO
7,84	27	7,0	3,32	23	13,0	0,59		2,0	0,26	27	2,0	0,24	29	3,0	0,20	29	4,0	0,16	30	98,0	0,13	21	11,0	CABANHA SÃO VICENTE
15,32	23	0,5	1,79	20	28,0	0,58		2,0	0,19	24	8,0	0,22	26	4,0	0,20	25	4,0	-0,02		38,0	0,03		39,0	PECUÁRIA SANTA GIULIA
6,51	33	11,0	0,11	28	50,0	0,76		0,5	0,30	32	1,0	0,13	34	14,0	0,28	34	1,0	0,13	35	95,0	-0,05	27	70,0	ESTÂNCIA RIO NEGRO
8,79	22	5,0	2,47	19	20,0	0,22		23,0	0,28	23	2,0	-0,06	25	68,0	0,15	25	9,0	-0,04	26	31,0	0,07	17	25,0	CABANHA SANTA FÉ
7,26	26	9,0	3,30	23	13,0	0,30		15,0	0,24	27	3,0	0,03	28	42,0	0,07	28	29,0	-0,05	29	26,0	-0,18	21	96,0	FAZ. DA CAPELA
9,30	33	4,0	5,17	30	4,0	0,59		2,0	0,31	33	1,0	0,02	35	45,0	0,24	34	2,0	0,04	36	68,0	0,08	28	21,0	ESTÂNCIA BELA VISTA
14,85	31	0,5	5,24	26	3,0	0,31		14,0	0,05	31	36,0	0,02	33	44,0	-0,06	32	72,0	0,03	34	65,0	0,07	25	26,0	ESTÂNCIA BELA VISTA
8,08	27	7,0	9,30	23	0,1	0,27		18,0	0,01	28	49,0	0,07	31	29,0	0,02	30	44,0	0,04	32	68,0	0,06	22	28,0	ESTÂNCIA AURORA
8,86	27	5,0	3,29	23	13,0	0,34		12,0	0,18	27	9,0	0,05	29	35,0	0,18	29	5,0	0,20		99,0	-0,04		66,0	ESTANCIA UMBU
15,23	32	0,5	5,93	28	2,0	0,46		6,0	0,10	32	23,0	0,14	34	13,0	0,07	33	28,0	-0,05	35	26,0	0,18	27	4,0	FAZENDA SÃO BENTO DO VERDE
11,41	27	2,0	5,26	23	3,0	-0,15		72,0	0,20	27	6,0	0,10	29	21,0	0,18	29	6,0	0,26	30	99,0	-0,07	21	77,0	FAZENDA IRAPUÃ
3,71	35	25,0	-2,67	29	84,0	0,51		4,0	0,56	33	0,1	-0,02	35	58,0	0,34	35	0,1	0,08	35	84,0	-0,03	29	63,0	AGROPECUARIA SERENO
9,04	30	5,0	5,10	26	4,0	0,46		5,0	0,09	30	26,0	0,08	32	26,0	0,12	32	15,0	0,16	33	98,0	0,01	25	46,0	FAZENDA SÃO PEDRO
6,22	30	13,0	4,42	27	6,0	0,46		6,0	0,22	30	5,0	-0,02	32	58,0	0,16	32	8,0	0,07	33	79,0	0,02	25	41,0	CABANHA VACACAÍ
10,90	25	2,0	4,01	22	8,0	0,33		13,0	0,19	27	8,0	0,29	29	1,0	-0,07	28	77,0	0,10	30	88,0	0,12	20	12,0	ESTÂNCIA NOVA AURORA
10,17	25	3,0	6,44	22	1,0	0,63		1,0	0,07	26	32,0	0,22	28	4,0	0,21	28	3,0	0,18	29	99,0	0,04	20	35,0	FAZENDA IRAPUÃ
6,68	30	11,0	2,78	28	17,0	0,24		21,0	0,05	32	38,0	0,16	34	10,0	0,18	34	5,0	-0,02	35	39,0	-0,05	28	71,0	ESTÂNCIA DO BOLSO
7,89	33	7,0	2,67	29	18,0	0,41		8,0	0,37	33	0,5	0,22	35	4,0	0,32	35	0,5	0,15	36	97,0	0,15	28	8,0	ESTÂNCIA DO SOSSEGO
4,80	34	19,0	3,23	31	13,0	0,28		17,0	0,19	34	7,0	-0,01	36	55,0	0,00	36	52,0	0,02	37	57,0	0,00	29	52,0	ESTÂNCIA SANTA GERTRUDES
7,06	24	10,0	6,71	21	1,0	0,07		42,0	0,28	25	1,0	0,02	27	44,0	0,19	23	4,0	-0,10	25	10,0	0,05	18	34,0	FAZENDA ESPERANÇA
8,66	30	5,0	9,01	25	0,1	-0,04		57,0	0,27	30	2,0	0,03	31	41,0	0,23	31	2,0	0,21	32	99,0	-0,03	25	63,0	FAZENDA SANTA PRENDA
4,32	21	22,0	0,61	18	43,0	0,64		1,0	0,24	22	3,0	0,29	24	1,0	0,18	22	6,0	0,05	24	74,0	0,07	16	27,0	FAZENDA SANTA TEREZA
7,23	31	9,0	1,27	27	34,0	0,42		7,0	0,12	32	20,0	0,07	34	29,0	0,19	33	4,0	0,06	34	76,0	0,06	27	30,0	ESTÂNCIA BELA VISTA
11,06	26	2,0	4,74	21	5,0	0,25		20,0	0,11	26	20,0	0,03	28	40,0	0,08	28	24,0	0,05	29	72,0	0,11	20	14,0	ESTÂNCIA BELA VISTA
7,05	32	10,0	3,33	29	13,0	0,57		3,0	0,27	32	2,0	0,02	34	44,0	0,15	34	10,0	0,07	35	82,0	-0,02	27	60,0	FAZENDA DO ENGENHO
9,27	34	4,0	5,17	31	4,0	0,85		0,5	0,26	34	2,0	0,05	35	35,0	0,21	35	3,0	0,02	36	56,0	-0,11	29	85,0	ESTÂNCIA RIO NEGRO
9,68	29	3,0	6,64	24	1,0	0,32		14,0	0,37	29	0,5	0,21	31	5,0	0,18	30	6,0	0,06	31	75,0	0,02	24	43,0	ESTÂNCIA RIO NEGRO
10,50	30	2,0	4,50	25	6,0	0,51		4,0	0,25	31	3,0	0,01	33	47,0	0,17	33	7,0	0,09	34	88,0	-0,01	26	54,0	FAZENDA MÃE RAINHA
12,37	27	1,0	6,35	23	1,0	0,17		29,0	0,09	28	26,0	0,10	30	21,0	0,20	29	4,0	-0,03		35,0	-0,09		81,0	ESTÂNCIA UMBU
13,24	24	1,0	6,96	22	1,0	0,00		52,0	0,10	25	24,0	0,31	27	1,0	0,25	27	1,0	0,10	28	90,0	0,01	19	46,0	FAZENDA IRAPUÃ

BRAFORD FÊMEAS JOVENS - TOP 10%

Reg	Nome	Nasc.	G. Sangue	Livro	Pai	IQG	%	Peso ao Nascer			Peso à Desmama Materno			Peso à Desmama Direto			Total Materno	
								DEP	AC	%	DEPm	AC	%	DEPd	AC	%	DEP	%
								n384611	SBV 20074	2020		CCG	SBV 38-TE17005	1,5	7,0	-0,04		45,0
n387434	SARANDI 0097	2020		CCG	GUASUNCHOS 3125 BULON EXPERTO	1,4	7,0	1,11	31	99,0	0,20	12	46,0	2,96	32	20,0	1,68	25,0
n391340	MONTECRISTO 2015	2020		CCG	MAE RAINHA 38-TE569 MAESTRO	1,4	7,0	0,37	29	77,0	0,28	16	44,0	2,73	30	22,0	1,64	26,0
n408422	SANTA GERTRUDES 2410	2020		CCG	SANTA GERTRUDES 38-I203 DOBLE ANCHO	1,4	7,0	0,52		86,0	-0,54	14	60,0	7,07	28	2,0	3,00	11,0
n411727	CERRO VERDE 0009	2020		CCG	RANCHO 316 T/E MAGNO	1,4	7,0	-0,35	28	22,0	-0,24	21	54,0	5,35	30	6,0	2,43	16,0
n390139	SANTA RITA D260	2020		CCG	SANTA RITA 38-A314	1,4	8,0	0,50		85,0	1,85	12	19,0	1,39	27	36,0	2,54	15,0
n387339	SARANDI 0054	2020		CCG	SAO BENTO 38-Q134 SULINO	1,4	8,0	-0,81	30	4,0	0,25	17	45,0	3,79	31	14,0	2,15	19,0
379833	OURO 38-O086	2020	38	CCG	BELVISTA 38-2004	1,4	8,0	0,23		67,0	-3,03	16	93,0	9,87	30	0,5	1,90	22,0
n381103	ESTÂNCIA AURORA A20508	2020		CCG	ESTÂNCIA AURORA 38-A7087	1,4	8,0	-0,04	26	46,0	1,34	15	26,0	1,10	29	39,0	1,89	22,0
n386749	MÃE RAINHA Z738 X-BULL	2020		CCG	RANCHO 906 T/E X-BULL	1,4	8,0	-0,09	31	42,0	-1,25	24	72,0	4,40	33	10,0	0,95	36,0
n386068	PITANGA F044	2020		CCG	CAMILA 38-S65 SENHOR	1,4	8,0	0,37	27	77,0	1,43	12	24,0	1,69	30	32,0	2,28	18,0
n384600	SBV 20028	2020		CCG	BELVISTA 38-4216 MUTANTE	1,4	8,0	0,84		96,0	-2,75	13	90,0	6,81	28	2,0	0,66	40,0
n398650	GIULIA 003	2020		CCG	CAMILA 38-R22 RUMO	1,4	8,0	0,28		71,0	0,71	12	36,0	4,47	27	10,0	2,95	11,0
n379856	OURO O117	2020		CCG	RANCHO 316 T/E MAGNO	1,4	8,0	-0,16		35,0	0,42	22	42,0	4,16	28	12,0	2,50	15,0
n390432	MARCO DO PAMPA K93	2020		CCG	SANTA TEREZA 38-H2134 MARQUÊS	1,4	8,0	1,26	26	99,0	-0,64	14	62,0	6,54	27	3,0	2,63	14,0
n387431	SARANDI 0063	2020		CCG	GUASUNCHOS 3125 BULON EXPERTO	1,4	8,0	0,14	32	61,0	-1,01	15	68,0	3,71	34	15,0	0,84	37,0
n391041	BELA VISTA E299	2020		CCG	RM2019-RM4	1,4	8,0	0,45		82,0	2,58	15	11,0	2,72	32	22,0	3,94	5,0
n390078	SANTA RITA D113	2020		CCG	DELTA 105	1,4	8,0	-0,03		47,0	2,58	13	11,0	3,81	23	14,0	4,49	3,0
n388664	PAMPIANO DO SOSSEGO R480	2020		CCG	RM22019	1,4	8,0	0,47	28	83,0	-0,59	12	61,0	8,32	30	1,0	3,57	7,0
n386112	PITANGA F038	2020		CCG	MAE RAINHA 38-TE569 MAESTRO	1,4	8,0	0,18	25	64,0	0,51	14	40,0	2,92	26	21,0	1,97	21,0
n379649	SBV 20014	2020		CCG	SANTA TEREZA 38-H2134 MARQUÊS	1,4	8,0	0,76		94,0	-0,86	17	66,0	2,49	32	24,0	0,38	45,0
n383421	W.H. J070	2020		CCG	CUYANO HUINKA SHAKA D1450 KACHAPÊ	1,4	8,0	0,76		94,0	-2,92	21	92,0	8,19	31	1,0	1,18	32,0
n384627	SBV 20064	2020		CCG	SERENO 38-3201 JACARE	1,4	8,0	0,18		63,0	2,91	14	8,0	1,97	27	30,0	3,89	6,0
n401131	RIO NEGRO 0053	2020		CCG	RIO NEGRO 38-TE6009	1,4	8,0	-0,22	28	32,0	0,76	13	36,0	2,10	30	28,0	1,81	23,0
n391031	BELA VISTA E289	2020		CCG	ARROCERO 5815 GENERAL VEDIA	1,4	8,0	0,19		64,0	-0,17	13	53,0	5,38	32	6,0	2,52	15,0
n388286	SANTA GERTRUDES 2447	2020		CCG	GUASUNCHOS 3125 BULON EXPERTO	1,4	8,0	0,28		71,0	-1,06	13	69,0	3,65	31	15,0	0,76	39,0
379825	OURO 38-O077	2020	38	CCG	RMOURO-0319/20	1,4	8,0	-0,22		31,0	-0,45	11	58,0	3,25	29	18,0	1,18	32,0
n393472	WACHHOLZ 819	2020		CCG	BELVISTA 38-4536 COMANCHERO	1,4	8,0	0,39	24	79,0	1,32	13	26,0	2,78	26	22,0	2,71	13,0
n418757	SERENO TE20518	2020		CCG	SERENO 38-TE17257 STALONE	1,4	8,0	1,14	31	99,0	-0,04	17	51,0	8,10	34	1,0	4,01	5,0
n391846	G.S.M. 0349	2020		CCG	MAE RAINHA 38-TE569 MAESTRO	1,4	8,0	-0,50	30	14,0	0,78	19	35,0	2,61	32	23,0	2,09	20,0
n380931	ESTÂNCIA AURORA A20502	2020		CCG	ESTÂNCIA AURORA 38-FIVA7189	1,4	8,0	0,16		62,0	2,67		10,0	1,52		34,0	3,43	8,0
n398674	GIULIA 042	2020		CCG	RMI SG2019	1,4	8,0	0,96		98,0	-4,19	12	98,0	13,69	26	0,1	2,65	14,0
n381101	ESTÂNCIA AURORA A20486	2020		CCG	ESTÂNCIA AURORA 38-A7087	1,4	8,0	-0,13	24	38,0	1,19	14	28,0	2,49	26	24,0	2,44	16,0
n403513	NOVA AURORA 18047	2020		CCG	RM3804/19	1,4	8,0	0,29	26	72,0	0,46	12	41,0	4,30	30	11,0	2,61	14,0
n407444	SÃO FERNANDO G2 F092	2020		CCG	SINA SINA 38-N3	1,4	8,0	-0,06	26	44,0	0,81	9	35,0	6,23	26	4,0	3,93	5,0

Peso ao Sobreano			Ganho Pós-Desmama			Perímetro Escrotal ao Sobreano			Musculatura			Estatura			Estrutura Corporal			Umbigo / Prepúcio			Pigmentação Ocular			Propriedade
DEP	AC	%	DEP	AC	%	DEP	AC	%	DEP	AC	%	DEP	AC	%	DEP	AC	%	DEP	AC	%	DEP	AC	%	
7,15	25	9,0	5,98	22	2,0	0,47		5,0	0,08	25	29,0	-0,03	27	60,0	0,04	27	38,0	-0,15	28	3,0	0,08	20	23,0	FAZENDA SÃO BENTO DO VERDE
7,34	33	9,0	4,82	30	5,0	0,65		1,0	0,20	33	6,0	-0,06	35	69,0	0,24	35	1,0	0,02	36	58,0	0,13	28	11,0	SARANDI
6,73	30	11,0	4,31	27	7,0	0,51		4,0	0,30	30	1,0	-0,05	32	65,0	0,17	32	6,0	0,10	33	89,0	0,01	25	48,0	AGROPECUÁRIA MONTECRISTO
9,70	29	3,0	3,05	26	15,0	0,46		6,0	0,23	31	4,0	0,15	33	11,0	0,23	32	2,0	0,12	34	93,0	-0,22	25	98,0	ESTÂNCIA SANTA GERTRUDES
9,81	30	3,0	4,82	28	5,0	0,35		12,0	0,14	31	16,0	-0,05	32	65,0	0,27	32	1,0	0,14	33	96,0	0,15	26	7,0	FAZENDA CERRO VERDE
7,77	28	7,0	7,89	24	0,5	-0,08		63,0	0,10	29	24,0	0,01	31	49,0	0,09	26	22,0	0,04	29	70,0	0,00	23	49,0	FAZENDA SANTA RITA
8,16	32	6,0	4,96	29	4,0	0,29		16,0	0,35	33	0,5	-0,18	35	93,0	0,24	35	2,0	0,05	36	74,0	0,02	28	42,0	SARANDI
13,78	30	0,5	4,91	26	4,0	0,15		31,0	0,09	31	26,0	-0,02	33	57,0	0,14	32	11,0	0,00	34	48,0	0,12	25	13,0	ESTÂNCIA CERRO DO OURO
7,71	29	8,0	8,94	25	0,1	0,21		24,0	0,03	29	44,0	0,03	31	42,0	-0,02	31	59,0	0,10	32	89,0	-0,02	24	57,0	ESTÂNCIA AURORA
7,94	33	7,0	4,19	30	7,0	0,45		6,0	0,42	34	0,1	0,09	36	24,0	0,32	35	0,5	0,04	36	70,0	0,04	29	35,0	FAZENDA MÃE RAINHA
5,27	30	17,0	4,10	25	8,0	0,33		13,0	0,35	30	0,5	0,07	32	31,0	0,25	32	1,0	-0,02	33	38,0	0,03	26	38,0	FAZENDA PITANGA
10,60	28	2,0	5,53	25	3,0	0,67		1,0	0,17	29	10,0	0,08	31	27,0	0,16	31	8,0	0,10	32	89,0	0,07	24	26,0	FAZENDA SÃO BENTO DO VERDE
8,64	27	5,0	4,73	25	5,0	0,11		37,0	0,26	29	2,0	0,17	30	9,0	0,17	30	7,0	-0,03		35,0	0,15		8,0	PECUÁRIA SANTA GIULIA
7,99	29	7,0	3,65	27	10,0	0,41		8,0	0,18	31	9,0	0,00	33	51,0	0,05	33	34,0	0,17	34	98,0	0,19	26	3,0	ESTÂNCIA CERRO DO OURO
10,35	27	3,0	3,23	24	13,0	0,46		6,0	0,24	28	3,0	0,21	30	5,0	0,13	29	12,0	0,11	31	92,0	0,10	23	17,0	MARCO DO PAMPA
7,00	34	10,0	3,41	31	12,0	0,86		0,5	0,42	34	0,1	-0,18	36	93,0	0,40	35	0,1	0,16	36	98,0	-0,02	29	60,0	SARANDI
7,17	32	9,0	4,93	28	4,0	0,30		15,0	0,10	33	23,0	0,13	34	15,0	0,08	34	24,0	0,10	35	90,0	0,04	27	34,0	ESTÂNCIA BELA VISTA
6,63	23	11,0	3,99	19	8,0	-0,02		54,0	0,14	24	14,0	0,08	26	28,0	0,03	20	41,0	0,14	24	96,0	0,07	19	25,0	FAZENDA SANTA RITA
11,26	30	2,0	3,58	25	11,0	0,33		13,0	0,23	30	4,0	0,28	32	1,0	0,04	32	38,0	0,02	33	59,0	0,04	25	37,0	ESTÂNCIA DO SOSSEGO
6,66	26	11,0	3,88	23	9,0	0,42		8,0	0,26	26	2,0	-0,01	27	53,0	0,17	28	7,0	0,05	28	75,0	0,05	22	31,0	FAZENDA PITANGA
5,54	32	16,0	4,14	27	8,0	0,67		1,0	0,45	31	0,1	-0,06	33	71,0	0,01	33	47,0	0,05	34	74,0	0,14	26	9,0	FAZENDA SÃO BENTO DO VERDE
12,19	31	1,0	5,78	27	2,0	0,60		2,0	0,29	30	1,0	0,33	31	0,5	0,30	32	0,5	-0,12	31	6,0	0,09	26	19,0	FAZENDA IRAPUÃ
4,00	28	24,0	2,34	24	21,0	0,40		9,0	0,24	29	3,0	0,02	31	44,0	0,13	31	12,0	-0,10	32	10,0	-0,29	23	99,0	FAZENDA SÃO BENTO DO VERDE
5,21	29	17,0	3,11	25	14,0	0,51		4,0	0,35	29	0,5	0,01	31	47,0	0,18	31	5,0	0,12	32	93,0	-0,16	24	94,0	ESTÂNCIA RIO NEGRO
10,08	32	3,0	5,05	27	4,0	0,25		20,0	0,15	32	14,0	0,12	34	18,0	0,10	34	19,0	0,07	35	79,0	0,15	27	7,0	ESTÂNCIA BELA VISTA
8,15	31	6,0	4,46	28	6,0	0,77		0,5	0,25	31	3,0	0,07	32	30,0	0,13	32	12,0	0,10	33	89,0	0,02	26	41,0	ESTÂNCIA SANTA GERTRUDES
11,03	29	2,0	10,16	24	0,1	-0,09		64,0	0,05	30	36,0	-0,05	32	66,0	0,18	31	6,0	0,06	33	78,0	0,15	23	8,0	ESTÂNCIA CERRO DO OURO
7,55	26	8,0	5,38	23	3,0	0,43		7,0	0,25	27	3,0	0,25	29	2,0	0,23	29	2,0	0,11	30	92,0	0,19	22	4,0	AGROPECUÁRIA WACHHOLZ
10,54	34	2,0	2,22	28	23,0	0,22		23,0	0,32	33	1,0	0,30	35	1,0	0,33	34	0,5	-0,14	36	3,0	-0,21	28	98,0	AGROPECUÁRIA SERENO
6,74	32	11,0	5,47	29	3,0	0,59		2,0	0,13	33	16,0	0,08	34	28,0	0,27	34	1,0	0,14	35	95,0	-0,03	28	62,0	FAZENDA DO ENGENHO
6,43	28	12,0	7,27	23	1,0	-0,12		68,0	0,12	28	18,0	0,04	30	39,0	0,12	28	15,0	0,07	33	79,0	0,02	23	43,0	ESTÂNCIA AURORA
17,14	26	0,1	1,34	22	33,0	0,70		1,0	0,08	26	28,0	0,21	28	5,0	0,12	27	15,0	-0,01		43,0	0,03		40,0	PECUÁRIA SANTA GIULIA
8,53	27	6,0	8,03	24	0,5	0,25		20,0	0,00	29	54,0	0,06	31	31,0	0,02	30	44,0	0,05	32	75,0	0,00	23	51,0	ESTÂNCIA AURORA
9,51	30	4,0	6,81	26	1,0	0,16		30,0	0,26	31	2,0	0,33	33	0,5	0,12	30	14,0	0,08	32	83,0	0,02	23	41,0	ESTÂNCIA NOVA AURORA
12,89	27	1,0	7,84	23	0,5	0,34		12,0	0,06	28	35,0	0,54	30	0,1	0,03	29	41,0	-0,04	31	30,0	0,23	21	1,0	CABANHA SÃO FERNANDO

BRAFORD FÊMEAS JOVENS - TOP 10%

Reg	Nome	Nasc.	G. Sangue	Livro	Pai	IQG	%	Peso ao Nascer			Peso à Desmama Materno			Peso à Desmama Direto			Total Materno	
								DEP	AC	%	DEPm	AC	%	DEPd	AC	%	DEP	%
n388156	SANTA GERTRUDES 2113	2020		CCG	RANCHO 316 T/E MAGNO	1,4	8,0	-0,10		40,0	1,00	22	31,0	2,72	31	22,0	2,36	17,0
n388268	SANTA GERTRUDES 2343	2020		CCG	RANCHO 316 T/E MAGNO	1,4	8,0	-0,02		48,0	0,47	22	41,0	3,89	29	13,0	2,42	16,0
n391855	G.S.M. 0359	2020		CCG	MAE RAINHA 38- TES69 MAESTRO	1,4	8,0	0,42	29	80,0	-0,87	17	66,0	5,63	32	5,0	1,94	22,0
n386718	MÃE RAINHA Z691 MAGNO EXPERTO	2020		CCG	GUASUNCHOS 3125 BULON EXPERTO	1,4	8,0	0,08	31	56,0	0,80	16	35,0	1,19	34	38,0	1,40	29,0
411732	CERRO VERDE 38-0038	2020	38	CCG	RANCHO 316 T/E MAGNO	1,4	8,0	-0,36	28	22,0	0,68	21	37,0	2,84	28	21,0	2,09	20,0
n381100	ESTÂNCIA AURORA A20476	2020		CCG	ESTÂNCIA AURORA 38-A7087	1,4	8,0	-0,22	26	31,0	-0,16	16	53,0	0,89	31	41,0	0,29	46,0
n381285	PAMPIANO DO SOSSEGO R136	2020		CCG	RMSOSSEGO1	1,4	8,0	0,59	24	89,0	2,96	9	8,0	1,40	25	36,0	3,66	7,0
n386764	MAE RAINHA Z753	2020		CCG	MAE RAINHA 38- TES72 TAURA MAGNO TE	1,4	8,0	0,44	29	81,0	-1,20	16	72,0	5,87	31	4,0	1,73	24,0
n378622	02 IRMÃOS 0008	2020		CCG	MAE RAINHA 38-R 31 METRALHA	1,4	8,0	0,54	21	86,0	1,02	14	31,0	2,75	23	22,0	2,40	17,0
n384602	SBV 20050	2020		CCG	SERENO 38- TE1001	1,4	8,0	0,09		56,0	1,87	19	18,0	3,40	30	17,0	3,57	7,0
n390405	MARCO DO PAMPA K64	2020		CCG	SANTA TEREZA 38-H2134 MARQUÊS	1,4	9,0	1,27	28	99,0	-2,47	16	88,0	5,66	31	5,0	0,36	45,0
n391389	MONTECRISTO 2088	2020		CCG	MONTECRISTO 38-1501	1,4	9,0	0,06	26	54,0	-1,03	14	69,0	5,99	26	4,0	1,96	21,0
n388561	PAMPIANO DO SOSSEGO R309	2020		CCG	BELVISTA 38-3136 VALENTE	1,4	9,0	0,28	26	71,0	0,87	12	34,0	3,57	28	15,0	2,65	14,0
n388558	PAMPIANO DO SOSSEGO R304	2020		CCG	PAMPIANO DO SOSSEGO 38-FV1023 CORINGA	1,4	9,0	0,62	31	90,0	1,31	19	26,0	5,64	32	5,0	4,13	5,0
n402670	SAO BENTO TEX041	2020		CCG	GUASUNCHOS 3125 BULON EXPERTO	1,4	9,0	0,40	28	79,0	-2,85	16	91,0	5,98	34	4,0	0,14	49,0
379960	OURO 38-O265	2020	38	CCG	SAO BENTO 38-K116	1,4	9,0	0,35		76,0	-2,14	16	85,0	6,30	29	3,0	1,01	35,0
n388229	SANTA GERTRUDES 2198	2020		CCG	SANTA GERTRUDES 38-1203 DOBLE ANCHO	1,4	9,0	0,15		61,0	-2,81	15	91,0	5,84	32	5,0	0,12	49,0
n403220	ESTÂNCIA AURORA A20296	2020		CCG	MAE RAINHA 38- TES69 MAESTRO	1,4	9,0	0,26	30	69,0	1,79	17	19,0	4,25	32	11,0	3,92	5,0
n387343	SARANDI 0062	2020		CCG	SAO BENTO 38-Q134 SULINO	1,4	9,0	-0,38	30	21,0	1,46	17	24,0	2,05	32	29,0	2,49	16,0
379800	OURO 38-O041	2020	38	CCG	RANCHO 316 T/E MAGNO	1,4	9,0	0,07		55,0	-0,41	21	58,0	4,84	30	8,0	2,01	21,0
383690	SÃO PEDRO 38-E03	2020	38	CCG	BELVISTA 38-4536 COMANCHERO	1,4	9,0	-0,22	26	31,0	0,02	14	49,0	4,03	30	12,0	2,03	21,0
n383160	E26 DO RINCÃO	2020		CCG	BELVISTA 38-3838 DOBLE	1,4	9,0	0,69	20	92,0	-0,91	15	67,0	1,86	25	31,0	0,01	51,0
n397174	SAO BENTO X174	2020		CCG	SAO BENTO 38-U063	1,4	9,0	0,79	25	95,0	-3,24	13	94,0	7,91	28	1,0	0,72	39,0
n407056	W.H. J106	2020		CCG	PITANGUEIRA 38-R218	1,4	9,0	0,20	20	65,0	-0,68	9	62,0	7,63	20	1,0	3,14	10,0
n390209	SANTA RITA D407	2020		CCG	SANTA RITA 38-Z387	1,3	9,0	1,93		99,0	2,67	13	10,0	7,44	29	2,0	6,39	0,5
n390100	SANTA RITA D163	2020		CCG	RM12019/2020	1,3	9,0	0,31		74,0	2,03	12	16,0	0,90	29	41,0	2,48	16,0
n390985	BELA VISTA E223	2020		CCG	BELVISTA 38-3076 MACHAÇO	1,3	9,0	0,49		84,0	1,96	20	17,0	2,61	32	23,0	3,26	9,0
n392611	SANTA TEREZA P4271	2020		CCG	RM_01_ST_2019	1,3	9,0	0,22	24	67,0	2,13	13	15,0	2,15	27	28,0	3,20	10,0
383717	SÃO PEDRO 38-E33	2020	38	CCG	PITANGUEIRA 38-L140 CAPATAZ	1,3	9,0	0,87	27	96,0	-0,39	16	57,0	6,93	27	2,0	3,07	10,0
n401347	RIO NEGRO 0124	2020		CCG	ASP 38-TEG232 CARTUCHO ST I369 SP B176	1,3	9,0	1,05	25	99,0	-0,19	13	53,0	3,63	29	15,0	1,62	26,0
n390140	SANTA RITA D261	2020		CCG	RM12019/2020	1,3	9,0	0,55		87,0	-1,07	11	69,0	4,59	25	9,0	1,22	31,0
n392588	SANTA TEREZA P4219	2020		CCG	RM_01_ST_2019	1,3	9,0	0,33	21	75,0	2,64	9	10,0	1,98	25	29,0	3,63	7,0
n418758	SERENO TE20520	2020		CCG	SERENO 38-TE16019 SAMURAI	1,3	9,0	-0,34	30	23,0	1,79	17	19,0	0,29	33	48,0	1,94	22,0
383699	SÃO PEDRO 38-E117	2020	38	CCG	BELVISTA 38-4492	1,3	9,0	0,40	24	79,0	0,20	13	46,0	7,77	26	1,0	4,08	5,0
n408014	003 RAGAGNIN	2020		CCG	MAE RAINHA 38-3815 TREVO	1,3	9,0	0,38		78,0	-2,14	21	85,0	5,55	31	5,0	0,63	41,0

Peso ao Sobreano			Ganho Pós-Desmama			Perímetro Escrotal ao Sobreano			Musculatura			Estatura			Estrutura Corporal			Umbigo / Prepúcio			Pigmentação Ocular			Propriedade
DEP	AC	%	DEP	AC	%	DEP	AC	%	DEP	AC	%	DEP	AC	%	DEP	AC	%	DEP	AC	%	DEP	AC	%	
6,09	32	13,0	3,48	29	12,0	0,40		9,0	0,32	33	1,0	-0,07	35	71,0	0,20	35	4,0	0,12	36	94,0	-0,11	28	87,0	ESTÂNCIA SANTA GERTRUDES
7,22	30	9,0	3,60	28	11,0	0,44		7,0	0,23	32	4,0	0,05	34	35,0	0,10	33	20,0	0,18	34	99,0	-0,10	27	84,0	ESTÂNCIA SANTA GERTRUDES
10,03	31	3,0	5,09	28	4,0	0,18		28,0	0,20	32	7,0	-0,02	34	59,0	0,19	34	5,0	0,08	35	82,0	0,08	27	23,0	FAZENDA DO ENGENHO
4,91	34	19,0	3,81	30	9,0	0,82		0,5	0,27	33	2,0	0,01	35	48,0	0,22	34	2,0	0,09	36	88,0	0,06	29	28,0	FAZENDA MÃE RAINHA
7,17	29	9,0	4,17	27	7,0	0,45		6,0	0,21	30	5,0	0,03	32	42,0	0,33	32	0,5	0,14	33	96,0	0,05	25	30,0	FAZENDA CERRO VERDE
9,09	31	4,0	11,47	27	0,1	0,00		52,0	0,10	32	23,0	0,06	34	31,0	-0,07	31	77,0	0,10	33	89,0	-0,01	24	52,0	ESTÂNCIA AURORA
5,91	25	14,0	5,19	21	4,0	0,20		25,0	0,06	25	34,0	0,01	27	48,0	-0,03	27	64,0	0,05	28	74,0	-0,14	20	92,0	ESTÂNCIA DO SOSSEGO
10,21	31	3,0	5,15	26	4,0	0,83		0,5	0,08	31	29,0	0,16	33	11,0	0,09	32	21,0	0,09	34	86,0	0,05	25	33,0	FAZENDA MÃE RAINHA
6,92	22	10,0	4,13	19	8,0	0,49		5,0	0,21	22	5,0	0,09	23	24,0	0,20	24	4,0	-0,06	25	22,0	0,04	18	37,0	FAZENDA 2 IRMÃOS
6,79	31	10,0	4,22	28	7,0	0,39		9,0	0,24	31	3,0	0,21	33	5,0	0,26	33	1,0	0,10	34	89,0	0,13	26	10,0	FAZENDA SÃO BENTO DO VERDE
9,54	31	4,0	4,36	27	7,0	0,37		10,0	0,36	30	0,5	0,05	32	34,0	0,09	32	22,0	0,06	33	78,0	0,19	25	4,0	MARCO DO PAMPA
11,61	27	1,0	6,05	23	2,0	0,52		4,0	0,06	27	35,0	0,18	29	8,0	0,07	28	29,0	0,06	30	77,0	-0,02	21	58,0	AGROPECUÁRIA MONTECRISTO
8,54	29	6,0	5,85	25	2,0	0,31		15,0	0,31	30	1,0	0,35	33	0,5	0,29	32	0,5	0,10	33	89,0	0,04	24	34,0	ESTÂNCIA DO SOSSEGO
7,76	33	7,0	2,36	30	21,0	0,39		9,0	0,25	33	3,0	0,25	35	2,0	0,34	34	0,5	0,07	36	79,0	-0,03	28	60,0	ESTÂNCIA DO SOSSEGO
11,56	34	1,0	6,03	30	2,0	0,88		0,5	0,21	33	5,0	-0,25	35	98,0	0,09	35	22,0	0,09	35	88,0	0,10	29	17,0	ESTÂNCIA SÃO BENTO
10,87	30	2,0	5,43	26	3,0	0,38		10,0	0,23	31	4,0	0,12	33	17,0	0,06	32	30,0	0,13	34	95,0	0,16	25	7,0	ESTÂNCIA CERRO DO OURO
8,49	32	6,0	3,95	28	9,0	0,49		5,0	0,40	32	0,1	-0,05	34	67,0	0,41	34	0,1	0,15	35	97,0	0,13	27	11,0	ESTÂNCIA SANTA GERTRUDES
5,34	33	16,0	2,13	30	24,0	0,44		7,0	0,19	33	7,0	0,08	35	28,0	0,16	32	7,0	0,09	34	87,0	0,04	26	35,0	ESTÂNCIA AURORA
5,12	32	18,0	3,60	29	11,0	0,25		20,0	0,29	33	1,0	0,00	35	51,0	0,09	34	23,0	0,11	35	91,0	0,00	27	50,0	SARANDI
10,21	30	3,0	5,36	27	3,0	0,54		3,0	0,00	31	52,0	0,05	32	35,0	0,12	32	14,0	0,15	33	97,0	0,06	26	27,0	ESTÂNCIA CERRO DO OURO
9,09	30	4,0	5,85	26	2,0	0,40		8,0	0,10	30	24,0	0,09	32	23,0	0,07	32	28,0	-0,03	33	34,0	-0,02	25	59,0	FAZENDA SÃO PEDRO
9,53	24	4,0	10,30	19	0,1	-0,11		66,0	0,17	24	10,0	0,02	26	46,0	0,12	26	15,0	0,06	27	75,0	0,07	19	25,0	AGROPECUÁRIA RINCÃO
10,85	28	2,0	3,53	24	11,0	0,45		6,0	0,28	28	2,0	-0,02	30	58,0	0,15	30	9,0	-0,05	31	26,0	0,13	23	11,0	ESTÂNCIA SÃO BENTO
11,59	20	1,0	4,13	16	8,0	0,10		38,0	0,14	20	16,0	0,14	21	14,0	0,18	22	5,0	0,27	22	99,0	0,00	16	51,0	FAZENDA IRAPUÃ
8,10	29	7,0	-0,61	24	60,0	0,10		37,0	0,14	30	15,0	0,14	32	13,0	0,07	27	27,0	0,01	30	54,0	0,01	24	47,0	FAZENDA SANTA RITA
7,06	29	10,0	7,57	23	0,5	0,28		17,0	0,12	30	18,0	0,21	32	5,0	0,11	27	17,0	0,24	29	99,0	0,03	24	38,0	FAZENDA SANTA RITA
6,25	32	12,0	4,85	28	5,0	0,25		20,0	0,11	32	20,0	0,08	34	27,0	0,11	34	16,0	0,09	35	85,0	0,04	27	37,0	ESTÂNCIA BELA VISTA
7,13	28	9,0	5,87	24	2,0	0,11		37,0	0,12	28	18,0	0,14	30	14,0	0,05	28	33,0	0,04	31	66,0	0,08	22	23,0	FAZENDA SANTA TEREZA
11,37	27	2,0	4,26	23	7,0	0,13		34,0	-0,02	28	58,0	0,00	30	50,0	0,03	30	40,0	-0,01	31	43,0	-0,13	24	90,0	FAZENDA SÃO PEDRO
7,29	29	9,0	5,11	23	4,0	0,40		9,0	0,33	28	1,0	0,21	30	5,0	0,08	29	23,0	0,07	31	80,0	0,07	23	25,0	ESTÂNCIA RIO NEGRO
10,90	26	2,0	7,10	22	1,0	0,23		22,0	0,05	28	38,0	0,05	30	35,0	0,12	25	14,0	0,23	27	99,0	-0,07	22	76,0	FAZENDA SANTA RITA
5,62	25	15,0	4,28	22	7,0	0,15		31,0	0,16	26	11,0	0,06	28	32,0	0,12	25	15,0	-0,13	29	5,0	-0,08	20	78,0	FAZENDA SANTA TEREZA
4,73	33	20,0	5,31	28	3,0	0,80		0,5	0,14	32	16,0	0,13	34	16,0	0,15	34	9,0	0,00	35	48,0	-0,04	27	67,0	AGROPECUÁRIA SERENO
11,16	26	2,0	1,96	22	26,0	0,31		15,0	0,07	27	30,0	0,13	29	16,0	0,10	29	19,0	0,29	30	99,0	0,01	22	47,0	FAZENDA SÃO PEDRO
9,45	32	4,0	4,89	29	4,0	0,77		0,5	0,10	32	24,0	-0,02	34	59,0	0,07	34	28,0	0,03	35	62,0	0,06	27	27,0	CABANHA SÃO VICENTE

BRAFORD FÊMEAS JOVENS - TOP 10%

Reg	Nome	Nasc.	G. Sangue	Livro	Pai	IQG	%	Peso ao Nascer			Peso à Desmama Materno			Peso à Desmama Direto			Total Materno	
								DEP	AC	%	DEPm	AC	%	DEPd	AC	%	DEP	%
n379757	RKK 2542	2020		CCG	RKK 38-2368	1,3	9,0	0,64		91,0	-1,89	14	81,0	8,24	26	1,0	2,23	18,0
n398928	RS J47	2020		CCG	MAE RAINHA 38-SES69 MAESTRO	1,3	9,0	-0,13	31	38,0	1,33	18	26,0	2,01	32	29,0	2,34	17,0
n390220	SANTA RITA D447	2020		CCG	SANTA RITA 38-A314	1,3	9,0	0,27		70,0	4,77	13	1,0	-0,07	26	53,0	4,73	3,0
n388675	PAMPIANO DO SOSSEGO R498	2020		CCG	RM22019	1,3	9,0	-0,10	27	41,0	-3,58	11	96,0	12,14	29	0,1	2,49	16,0
n401338	RIO NEGRO 0108	2020		CCG	ASP 38-TEG232 CARTUCHO ST 1369 SP B176	1,3	9,0	1,51	27	99,0	-1,94	15	82,0	7,56	29	1,0	1,85	23,0
n401467	DO BOLSO U118	2020		CCG	BELVISTA 38-5804 (PAYSANO)	1,3	9,0	-0,11	30	40,0	-0,80	21	65,0	7,30	31	2,0	2,85	12,0
n384603	SBV 20052	2020		CCG	SERENO 38-TE1001	1,3	9,0	0,04		52,0	0,86	21	34,0	3,60	32	15,0	2,66	14,0
383725	SÃO PEDRO 38-E54	2020	38	CCG	PITANGUEIRA 38-L140 CAPATAZ	1,3	9,0	0,84	27	96,0	0,26	17	45,0	5,42	27	6,0	2,97	11,0
n398934	RS J59	2020		CCG	MAE RAINHA 38-SES69 MAESTRO	1,3	9,0	0,66	29	91,0	0,25	16	45,0	5,05	32	7,0	2,77	13,0
n403236	ESTÂNCIA AURORA A20348	2020		CCG	MAE RAINHA 38-SES69 MAESTRO	1,3	9,0	0,17		63,0	1,37	17	25,0	4,00	30	13,0	3,37	8,0
n387951	02 IRMÃOS 0016	2020		CCG	MAE RAINHA 38-3815 TREVO	1,3	10,0	0,46	29	83,0	-0,82	21	65,0	5,33	31	6,0	1,85	23,0
n390239	SANTA RITA D500	2020		CCG	SANTA RITA 38-X379	1,3	10,0	0,92		97,0	0,38	14	43,0	4,99	29	8,0	2,88	12,0
n387966	02 IRMÃOS 0054	2020		CCG	MAE RAINHA 38-R 31 METRALHA	1,3	10,0	-0,01	26	48,0	2,80	15	9,0	0,75	28	43,0	3,17	10,0
n387349	SARANDI 0072	2020		CCG	PEDRA GRANDE 38-3435	1,3	10,0	1,47	28	99,0	-1,14	16	71,0	6,53	29	3,0	2,12	20,0
n392530	SANTA TEREZA P4003	2020		CCG	LOSGURISES Z230 LUCHO	1,3	10,0	0,73	15	93,0	4,76	10	1,0	2,63	21	23,0	6,08	1,0
n389476	SÃO FERNANDO GI F214	2020		CCG	RMSFBOEUCALIPTO-19/20	1,3	10,0	0,38	24	78,0	-0,03	9	50,0	3,48	25	16,0	1,71	25,0
n389006	D33 BELA ALIANÇA	2020		CCG	EL CHANAR 02397 PAYE	1,3	10,0	0,08		56,0	0,57	8	39,0	3,14	25	19,0	2,15	19,0
n385313	PRIMAVERA E110	2020		CCG	GUATAMBU 38-P3117	1,3	10,0	0,71	24	93,0	0,71	11	37,0	4,29	25	11,0	2,85	12,0
n410485	SÃO GREGORIO E002	2020		CCG	CERRO DO OURO 38-J038	1,3	10,0	-0,07		43,0	-1,27	11	73,0	4,20	20	11,0	0,83	38,0
n411729	CERRO VERDE 0012	2020		CCG	RANCHO 316 T/E MAGNO	1,3	10,0	-0,03	28	46,0	0,49	21	41,0	4,20	30	11,0	2,59	15,0
n400694	044 RAGAGNIN	2020		CCG	BELVISTA 38-4456	1,3	10,0	0,21		66,0	0,55	12	39,0	5,42	25	6,0	3,25	9,0
n387395	SARANDI 0205	2020		CCG	RMSARANDI2	1,3	10,0	0,35	27	76,0	-1,99	11	83,0	6,29	28	3,0	1,15	33,0
393725	CERRO VERDE 38-0029	2020	38	CCG	GUASUNCHOS 3125 BULON EXPERTO	1,3	10,0	-0,14	31	37,0	4,01	22	3,0	-1,21	32	66,0	3,41	8,0
n391518	LUZ DE SAO JOAO 2364	2020		CCG	RM203LSL2020	1,3	10,0	-0,13	25	38,0	1,12	11	29,0	7,03	27	2,0	4,64	3,0
n388257	SANTA GERTRUDES 2307	2020		CCG	GUASUNCHOS 3125 BULON EXPERTO	1,3	10,0	0,05		53,0	1,24	14	27,0	0,50	29	46,0	1,49	28,0
n411238	LUZ DE SAO JOAO 38-2399	2020	38	CCG	SANTA ANA 38-K1149	1,3	10,0	-0,15	27	37,0	0,28	15	44,0	4,20	29	11,0	2,38	17,0
n385266	PRIMAVERA E019	2020		CCG	BELVISTA 38-4216 MUTANTE	1,3	10,0	0,66	26	91,0	-0,89	14	66,0	4,68	27	9,0	1,44	28,0
n376208	0255 OEMA DI MARIA BRAFORD	2020		CCG	SANTA GERTRUDES 38-1068	1,3	10,0	0,50	24	84,0	-2,68	15	90,0	6,01	27	4,0	0,33	46,0
n387447	SARANDI 0142	2020		CCG	RMSARANDI2020	1,3	10,0	-0,01	27	48,0	0,43	11	42,0	4,14	28	12,0	2,50	15,0
n390116	SANTA RITA D204	2020		CCG	RM12019/2020	1,3	10,0	0,41		80,0	-1,36	12	74,0	3,74	25	14,0	0,51	43,0
n392536	SANTA TEREZA P4015	2020		CCG	LOSGURISES Z230 LUCHO	1,3	10,0	0,43	15	81,0	4,16	11	2,0	1,35	21	36,0	4,84	2,0
n391104	BELA VISTA E385	2020		CCG	RM2019-RM7	1,3	10,0	0,44		82,0	-0,32	10	56,0	6,92	27	2,0	3,14	10,0
n403216	ESTÂNCIA AURORA A20286	2020		CCG	MAE RAINHA 38-SES69 MAESTRO	1,3	10,0	0,24	28	68,0	0,76	15	36,0	2,11	30	28,0	1,82	23,0
n400670	009 RAGAGNIN	2020		CCG	BELVISTA 38-4456	1,3	10,0	0,16		62,0	1,67	12	21,0	4,16	25	12,0	3,75	6,0
n407058	W.H. J118	2020		CCG	SAO BENTO 38-Q072	1,3	10,0	-0,03	25	47,0	-0,32	13	56,0	3,95	25	13,0	1,66	25,0

Peso ao Sobreano			Ganho Pós-Desmama			Perímetro Escrotal ao Sobreano			Musculatura			Estatura			Estrutura Corporal			Umbigo / Prepúcio			Pigmentação Ocular			Propriedade
DEP	AC	%	DEP	AC	%	DEP	AC	%	DEP	AC	%	DEP	AC	%	DEP	AC	%	DEP	AC	%	DEP	AC	%	
13,10	26	1,0	5,80	22	2,0	0,18		27,0	0,07	26	32,0	0,16	28	10,0	0,27	28	1,0	0,12	29	93,0	0,01	20	46,0	DONA GENOVEVA
3,90	32	24,0	2,72	29	18,0	0,72		1,0	0,23	32	4,0	-0,02	33	57,0	0,17	33	7,0	0,07	34	80,0	0,02	27	42,0	CABANHA VACACAÍ
4,35	27	22,0	4,85	22	5,0	0,42		8,0	0,03	28	41,0	0,19	30	7,0	0,11	24	16,0	0,03	28	66,0	-0,14	22	92,0	FAZENDA SANTA RITA
15,89	29	0,5	2,82	23	17,0	0,28		18,0	0,11	30	21,0	0,17	32	8,0	0,18	31	6,0	-0,14	33	3,0	0,07	24	26,0	ESTÂNCIA DO SOSSEGO
13,18	29	1,0	7,51	24	0,5	0,19		27,0	0,08	28	30,0	0,26	30	2,0	0,15	30	10,0	0,03	31	66,0	-0,13	23	89,0	ESTÂNCIA RIO NEGRO
9,70	31	3,0	1,06	28	37,0	0,71		1,0	0,10	31	23,0	0,04	33	39,0	0,11	33	16,0	-0,17	34	1,0	0,05	26	32,0	ESTANCIA DO BOLSO
7,71	32	8,0	4,75	28	5,0	0,46		6,0	0,20	32	6,0	0,23	33	3,0	0,21	33	3,0	0,06	34	77,0	0,15	27	7,0	FAZENDA SÃO BENTO DO VERDE
10,42	27	3,0	5,21	23	3,0	0,11		37,0	0,00	28	54,0	-0,01	30	53,0	0,02	30	45,0	-0,08	31	16,0	-0,15	23	92,0	FAZENDA SÃO PEDRO
6,52	33	11,0	1,10	29	36,0	0,72		1,0	0,23	32	4,0	0,06	34	32,0	0,30	34	0,5	0,09	35	88,0	0,00	27	51,0	CABANHA VACACAÍ
6,37	30	12,0	2,99	27	15,0	0,45		6,0	0,09	30	25,0	0,01	32	47,0	0,02	32	43,0	0,10	33	89,0	0,04	26	34,0	ESTÂNCIA AURORA
8,72	31	5,0	3,99	28	8,0	0,41		8,0	0,22	31	5,0	0,10	32	21,0	0,21	32	3,0	0,06	33	76,0	-0,11	26	87,0	FAZENDA 2 IRMÃOS
8,49	29	6,0	4,98	24	4,0	0,32		14,0	0,08	30	28,0	0,13	32	15,0	-0,01	22	56,0	0,04	27	68,0	0,00	24	49,0	FAZENDA SANTA RITA
3,23	28	29,0	3,05	25	15,0	0,36		11,0	0,22	28	5,0	0,00	30	52,0	0,09	30	21,0	-0,14	31	3,0	-0,02	23	57,0	FAZENDA 2 IRMÃOS
7,39	29	9,0	1,30	25	34,0	0,69		1,0	0,22	30	5,0	0,06	32	33,0	0,16	31	7,0	0,26	33	99,0	-0,01	24	54,0	SARANDI
3,84	21	25,0	0,99	18	38,0	0,54		3,0	-0,05	22	67,0	0,09	24	24,0	0,15	22	10,0	-0,14	25	3,0	-0,10	17	83,0	FAZENDA SANTA TEREZA
7,74	26	7,0	3,80	23	10,0	0,41		8,0	0,22	27	5,0	0,07	30	29,0	0,21	29	3,0	-0,06	31	20,0	0,18	21	4,0	CABANHA SÃO FERNANDO
7,17	25	9,0	3,72	21	10,0	0,35		12,0	0,22	25	5,0	0,07	27	29,0	0,17	27	6,0	-0,04	28	31,0	0,12	20	12,0	CABANHA BELA ALIANÇA
9,38	25	4,0	6,02	20	2,0	0,20		25,0	-0,06	27	70,0	-0,03	29	61,0	-0,06	28	72,0	0,07	30	80,0	0,26	21	1,0	CABANHA PRIMAVERA
9,94	21	3,0	7,19	18	1,0	0,00		52,0	0,24	21	4,0	0,10	23	22,0	0,00	23	53,0	-0,03	24	34,0	0,07	16	27,0	FAZENDA SÃO GREGORIO
7,67	30	8,0	3,52	28	11,0	0,36		11,0	0,10	31	24,0	0,02	32	45,0	0,27	32	1,0	0,14	33	96,0	-0,02	26	57,0	FAZENDA CERRO VERDE
6,87	25	10,0	2,44	21	20,0	0,67		1,0	0,24	25	4,0	0,26	27	2,0	0,07	26	28,0	0,11	28	92,0	-0,05	19	70,0	CABANHA SÃO VICENTE
13,96	28	0,5	9,28	24	0,1	-0,16		73,0	0,03	29	43,0	0,15	31	12,0	0,12	30	14,0	0,14	32	96,0	0,10	22	17,0	SARANDI
1,72	33	39,0	3,79	30	10,0	0,39		9,0	0,21	33	5,0	-0,07	35	72,0	0,19	35	5,0	0,10	36	89,0	0,08	28	21,0	FAZENDA CERRO VERDE
9,42	28	4,0	1,61	24	30,0	0,25		20,0	-0,04	29	65,0	0,03	32	41,0	0,08	31	24,0	-0,10	33	9,0	0,09	23	20,0	EST LUZ DE SÃO JOÃO
4,68	30	20,0	5,12	28	4,0	0,42		8,0	0,27	32	2,0	0,08	34	26,0	0,32	33	0,5	0,10	35	90,0	-0,05	27	70,0	ESTÂNCIA SANTA GERTRUDES
7,89	29	7,0	4,18	25	7,0	0,28		17,0	0,25	30	3,0	0,15	32	11,0	0,07	31	27,0	-0,04	33	29,0	0,17	24	5,0	EST LUZ DE SÃO JOÃO
8,53	27	6,0	4,90	24	4,0	0,79		0,5	0,15	29	14,0	0,21	31	5,0	0,10	30	19,0	-0,08	32	14,0	-0,06	24	73,0	CABANHA PRIMAVERA
9,09	27	4,0	5,24	23	3,0	0,35		12,0	0,26	27	2,0	-0,05	29	65,0	-0,02	29	60,0	0,10	30	88,0	-0,08	22	79,0	OEMA DI MARIA BRAFORD
10,36	29	3,0	7,63	24	0,5	-0,01		52,0	0,00	30	51,0	0,15	32	12,0	0,12	31	15,0	-0,09	33	13,0	0,03	24	40,0	SARANDI
11,01	26	2,0	9,23	23	0,1	0,14		33,0	0,19	29	7,0	0,28	31	1,0	0,02	26	46,0	-0,02	29	41,0	-0,13	23	90,0	FAZENDA SANTA RITA
3,72	21	25,0	2,62	17	19,0	0,45		6,0	0,16	22	12,0	0,23	24	4,0	0,17	22	7,0	-0,13		5,0	0,06		28,0	FAZENDA SANTA TEREZA
10,63	28	2,0	2,97	23	15,0	0,50		4,0	0,11	29	21,0	0,21	31	5,0	0,11	30	18,0	-0,04	32	31,0	0,07	22	26,0	ESTÂNCIA BELA VISTA
5,62	30	15,0	3,90	27	9,0	0,48		5,0	0,20	31	7,0	-0,03	32	59,0	0,21	32	3,0	0,03	33	66,0	0,01	26	46,0	ESTÂNCIA AURORA
5,63	25	15,0	2,50	22	20,0	0,71		1,0	0,10	26	22,0	0,15	28	12,0	0,08	28	25,0	0,19	29	99,0	0,04	20	34,0	CABANHA SÃO VICENTE
8,09	25	7,0	4,16	22	7,0	0,60		2,0	0,16	27	12,0	0,09	29	24,0	0,10	28	19,0	0,19	29	99,0	0,10	20	16,0	FAZENDA IRAPUÁ

BRAFORD FÊMEAS JOVENS - TOP 10%

Reg	Nome	Nasc.	G. Sangue	Livro	Pai	IQG	%	Peso ao Nascer			Peso à Desmama Materno			Peso à Desmama Direto			Total Materno	
								DEP	AC	%	DEPm	AC	%	DEPd	AC	%	DEP	%
n401095	SBV 20094	2020		CCG	SERENO 38-3201 JACARE	1,3	10,0	0,48		83,0	3,42	15	5,0	1,94	29	30,0	4,39	4,0
401926	SINUÉLO 38-712	2020	38	CCG	REMC 9375 EL GUAPO	1,3	10,0	0,55	12	87,0	0,39	8	42,0	5,13	14	7,0	2,96	11,0
n388221	SANTA GERTRUDES 2184	2020		CCG	SANTA GERTRUDES 38-1203 DOBLE ANCHO	1,3	10,0	0,35		76,0	-1,60	14	78,0	5,92	32	4,0	1,36	29,0
n387353	SARANDI 0081	2020		CCG	ARROCERO 5815 GENERAL VEDIA	1,3	10,0	-0,68	28	7,0	-0,17	10	53,0	3,00	28	20,0	1,33	30,0
n391094	BELA VISTA E371	2020		CCG	RM2019-RM5	1,3	10,0	0,30		73,0	1,13	11	29,0	2,65	29	23,0	2,45	16,0
n388565	PAMPIANO DO SOSSEGO R315	2020		CCG	PAMPIANO DO SOSSEGO 38-FIVJ291 SAPUCAY	1,3	10,0	0,35	30	76,0	-0,33	14	56,0	5,19	32	7,0	2,27	18,0
n391860	G.S.M. 0368	2020		CCG	MAE RAINHA 38-SES69 MAESTRO	1,3	10,0	0,22	30	67,0	0,22	17	46,0	4,10	33	12,0	2,27	18,0
n391327	MONTECRISTO 2004	2020		CCG	MAE RAINHA 38-SES69 MAESTRO	1,3	10,0	0,40	28	79,0	-0,07	15	51,0	3,81	29	14,0	1,84	23,0
n398925	RS J41	2020		CCG	MAE RAINHA 38-SES69 MAESTRO	1,3	10,0	0,07	29	55,0	2,32	17	13,0	2,62	31	23,0	3,63	7,0
n411722	CERRO VERDE 0001	2020		CCG	RANCHO 316 T/E MAGNO	1,3	10,0	-0,37	28	21,0	0,49	21	40,0	3,99	30	13,0	2,49	16,0

Peso ao Sobreano			Ganho Pós-Desmama			Perímetro Escrotal ao Sobreano			Musculatura			Estatura			Estrutura Corporal			Umbigo / Prepúcio			Pigmentação Ocular			Propriedade
DEP	AC	%	DEP	AC	%	DEP	AC	%	DEP	AC	%	DEP	AC	%	DEP	AC	%	DEP	AC	%	DEP	AC	%	
4,20	29	23,0	2,01	24	25,0	0,23		22,0	0,13	29	17,0	0,03	31	42,0	0,07	31	27,0	0,09	32	86,0	-0,02	24	56,0	FAZENDA SÃO BENTO DO VERDE
10,24	13	3,0	5,27	11	3,0	0,08		41,0	0,05	10	37,0	0,12	11	18,0	0,05	13	33,0	-0,02	12	39,0	-0,02	8	58,0	FAZENDA SINUELO
9,21	32	4,0	3,84	27	9,0	0,54		3,0	0,18	32	8,0	0,07	34	29,0	0,24	33	2,0	0,11	35	91,0	-0,02	27	59,0	ESTÂNCIA SANTA GERTRUDES
7,61	28	8,0	5,92	24	2,0	0,15		32,0	0,23	29	4,0	-0,07	31	71,0	0,23	30	2,0	-0,08	32	14,0	-0,06	23	72,0	SARANDI
6,73	29	11,0	5,02	25	4,0	0,61		2,0	0,12	30	18,0	0,17	32	9,0	0,09	31	22,0	0,07	33	80,0	0,06	23	27,0	ESTÂNCIA BELA VISTA
9,22	32	4,0	5,02	27	4,0	0,21		24,0	0,33	32	1,0	0,31	34	1,0	0,36	34	0,1	0,09	35	88,0	0,07	27	24,0	ESTÂNCIA DO SOSSEGO
6,78	33	10,0	3,52	29	11,0	0,27		18,0	0,19	33	7,0	-0,01	35	53,0	0,09	34	23,0	0,08	35	85,0	0,09	28	20,0	FAZENDA DO ENGENHO
6,74	29	11,0	3,13	26	14,0	0,45		6,0	0,27	30	2,0	-0,07	32	73,0	0,15	31	10,0	0,05	32	74,0	0,01	24	48,0	AGROPECUÁRIA MONTECRISTO
3,60	31	26,0	1,37	28	33,0	0,51		4,0	0,18	31	9,0	-0,01	33	55,0	0,10	33	19,0	0,06	34	77,0	0,01	26	46,0	CABANHA VACACAÍ
7,16	30	9,0	2,98	28	15,0	0,36		11,0	0,14	31	14,0	0,00	32	50,0	0,02	32	43,0	0,14	33	96,0	-0,05	26	69,0	FAZENDA CERRO VERDE

TOUROS JOVENS GANHADORES DA PAC E PEA



AVALIAR, MEDIR E COMPARAR

PROVA DE AVALIAÇÃO À CAMPO (PAC)

A PAC, fruto da parceria entre a ABHB e a Embrapa Pecuária Sul, tem como finalidade auxiliar no melhoramento dos bovinos de corte. Reprodutores provenientes de diferentes criatórios são mantidos em um mesmo ambiente de criação, com o objetivo de identificar os geneticamente superiores, com foco na produção de carne em sistema de pastejo. Para ser inscrito na prova, o animal deve estar entre os 40% superiores no seu programa de avaliação.

A prova visa minimizar os efeitos do ambiente e suas interações, proporcionando que cada reprodutor possa mostrar o seu real potencial genético. Desta forma, espera-se que o desempenho observado seja proporcional ao mérito genético de cada animal. Este potencial é transmitido aos descendentes, uma vez que as características avaliadas na PAC possuem herdabilidade de moderada a alta. Portanto, os resultados da prova são de grande utilidade para os produtores de gado de corte que buscam melhorar o desempenho dos seus novilhos a campo. A partir de 2016 os animais participantes começaram a ter seus dados de sobreano, provenientes dos resultados da PAC, aproveitados nas avaliações.

FOTO: GUSTAVO RAFAEL



ESCANEIE O CÓDIGO

ASSISTA A LIVE – RESULTADOS PAC E PEA



ESCANEIE O CÓDIGO

ASSISTA O LEILÃO ESPECIAL DA PAC



RESULTADO PAC | REPRODUTORES HEREFORD 2021/2022

Nome Tatuagem	GMD Final		P550 Ajustado		AOL		EG		Cir. Escrotal		ICF		Classe	Estabelecimento
	Kg/dia	Coloc.	Kg	Coloc.	Cm ²	Coloc.	Milim.	Coloc.	Cm	Coloc.	Valor	Coloc.		
DO BOLSO U097	1,09	1	533,31	1	76,1	4	2,2	10	37	4	2,564	1º	ELITE	ESTÂNCIA DO BOLSO
SANTA TEREZA P3734	0,989	2	455,206	6	63,8	12	3,4	1	32	13	1,547	2º	ELITE	FAZENDA SANTA TEREZA
GUATAMBU V1050	0,836	5	460,196	5	76,6	3	2,2	9	35	9	0,645	3º	SUPERIOR	ESTÂNCIA GUATAMBU
SANTA TEREZA P3738	0,876	4	467,256	4	73,9	7	1,7	14	36	7	0,634	4º	SUPERIOR	FAZENDA SANTA TEREZA
DOM VITOR FRONTIER 955	0,684	12	447,996	8	77,4	2	2,2	8	37	5	-0,012	5º	COMERCIAL	AGROPECUÁRIA DOM VITOR
GUATAMBU VII34	0,915	3	526,37	2	54,6	15	2,9	2	35	10	-0,063	6º	COMERCIAL	ESTÂNCIA GUATAMBU
SFX 2261	0,729	10	409,044	14	76,1	5	1,9	12	34	11	-0,15	7º	COMERCIAL	ESTÂNCIA SÃO FRANCISCO XAVIER
IRAPUA T059	0,831	6	430,877	11	67	10	2,4	7	38	3	-0,182	8º	COMERCIAL	FAZENDAS IRAPUÁ
CINAMOMOS C05	0,588	15	420,944	12	78,2	1	2,8	3	45	1	-0,217	9º	COMERCIAL	FAZENDA CINAMOMOS
SFX 2275	0,751	9	451,991	7	62,5	13	2,8	5	38	2	-0,329	10º	COMERCIAL	ESTÂNCIA SÃO FRANCISCO XAVIER
GUATAMBU V1027	0,616	13	419,696	13	65,7	11	2,8	4	33	12	-0,765	11º	COMERCIAL	ESTÂNCIA GUATAMBU
CINAMOMOS C13	0,605	14	434,04	10	67,5	9	2,4	6	36	6	-0,781	12º	COMERCIAL	FAZENDA CINAMOMOS
G. BRASIL VICTOR - 04 413	0,718	11	394,834	15	75,4	6	1,7	13	31	14	-0,913	13º	COMERCIAL	FAZENDA NOSSA SENHORA AUXILIADORA
DOM VITOR TOYOTA 931	0,819	7	503,578	3	58,1	14	1,1	15	36	8	-0,918	14º	COMERCIAL	AGROPECUÁRIA DOM VITOR
DO BOLSO U057	0,757	8	447,138	9	70,9	8	2,2	11	29	15	-1,061	15º	COMERCIAL	ESTÂNCIA DO BOLSO

RESULTADO PAC | REPRODUTORES BRAFORD 2020/2021

Nome Tatuagem	GMD Final		P550 Ajustado		AOL		EG		Cir. Escrotal		ICF		Classe	Estabelecimento
	Kg/dia	Coloc.	Kg	Coloc.	Cm ²	Coloc.	Milim.	Coloc.	Cm	Coloc.	Valor	Coloc.		
PRIMAVERA 38-E095	0,944	3	464,28	11	91,1	1	3,8	2	31	17	1,661	1º	ELITE	CABANHA PRIMAVERA
SERENO 38-TE20071	0,955	1	473,785	9	73,7	16	2,9	3	34	7	1,162	2º	ELITE	AGROPECUÁRIA SERENO
DO BOLSO 38-U077	0,859	10	442,826	13	84	5	3,9	1	31	15	1,151	3º	ELITE	ESTÂNCIA DO BOLSO
SANTA TEREZA 38-P4176	0,955	2	530,4	2	81,9	9	1,7	19	32	14	0,834	4º	SUPERIOR	FAZENDA SANTA TEREZA
SANTA PRENDA 38-Z101	0,91	6	482,7	5	66,3	18	2,8	11	37	3	0,812	5º	SUPERIOR	FAZENDA SANTA PRENDA
IRAPUA 38-J095	0,729	15	481,586	6	90,2	2	2,8	6	37	2	0,688	6º	SUPERIOR	FAZENDAS IRAPUÁ
SÃO PEDRO 38-E76	0,814	13	540,266	1	82	7	2,2	12	37	4	0,648	7º	SUPERIOR	FAZENDA SÃO PEDRO
SANTA PRENDA 38-Z106	0,831	12	481,201	7	84,1	4	2,8	7	33	11	0,624	8º	SUPERIOR	FAZENDA SANTA PRENDA
SERENO 38-TE20093	0,915	5	418,535	16	65,8	19	2,9	5	34	8	0,526	9º	SUPERIOR	AGROPECUÁRIA SERENO
GUATAMBU 38-V3019	0,87	7	515,33	3	82,7	6	2,8	8	37	5	0,456	10º	SUPERIOR	ESTÂNCIA GUATAMBU
SANTA TEREZA 38-P4142	0,87	8	483,33	4	81,7	10	2,2	13	31	18	0,297	11º	SUPERIOR	FAZENDA SANTA TEREZA
SANTA TEREZA 38-P4126	0,938	4	471,128	10	74,2	14	1,7	20	34	9	0,267	12º	SUPERIOR	FAZENDA SANTA TEREZA
PRIMAVERA 38-E063	0,842	11	413,556	18	86,1	3	1,7	17	31	19	-0,244	13º	COMERCIAL	CABANHA PRIMAVERA
SANTA GERTRUDES 38-2322	0,661	17	475,893	8	76,3	11	2,2	14	38	1	-0,595	14º	COMERCIAL	ESTÂNCIA SANTA GERTRUDES
SBV 38-20023	0,864	9	414,728	17	62,5	21	1,7	21	33	10	-0,639	15º	COMERCIAL	FAZENDA SÃO BENTO DO VERDE
SAO BENTO 38-TEX046	0,684	16	428,624	14	68,1	17	2,9	4	33	12	-0,683	16º	COMERCIAL	ESTÂNCIA SÃO BENTO
CERRO VERDE 38-0717	0,655	19	423,645	15	73,9	15	2,2	15	31	16	-1,134	17º	COMERCIAL	FAZENDA CERRO VERDE
SBV 38-20007	0,808	14	406,336	19	65	20	2,2	16	31	20	-1,248	18º	COMERCIAL	FAZENDA SÃO BENTO DO VERDE
IRAPUA 38-TEJ047 EXPERTO	0,633	20	376,691	21	82	8	1,7	18	33	13	-1,249	19º	COMERCIAL	FAZENDAS IRAPUÁ
SBV 38-20033	0,661	18	378,216	20	74,6	13	2,8	10	31	21	-1,545	20º	COMERCIAL	FAZENDA SÃO BENTO DO VERDE
GUATAMBU 38-V3011	0,531	21	444,998	12	76	12	2,8	9	36	6	-1,79	21º	COMERCIAL	ESTÂNCIA GUATAMBU

TOUROS JOVENS GANHADORES DA PAC E PEA



PROVA DE EFICIÊNCIA ALIMENTAR (PEA)

O PEA acontece logo após a PAC, onde os animais são deslocados para uma área reservada, com cochos automatizados, que controlam tanto a entrada e saída de cada animal, como o consumo por ele realizado.

A Prova tem duração de 90 dias, sendo os primeiros 20 reservados para adaptação dos animais. Durante esse espaço de tempo, os exemplares são alimentados à vontade em cochos eletrônicos que coletam informações individuais como: quantidade de alimento ingerida, número de visitas ao cocho durante o dia e também o tempo gasto em cada refeição.

A coleta de todas essas informações só é possível graças a uma tecnologia de ponta disponibilizada pela Embrapa. Cada cocho, além de possuir uma balança, também faz a leitura do brinco de identificação de cada animal, o que permite a avaliação individual dos participantes. Os dados registrados são enviados em tempo real para um computador da Embrapa e também diretamente para os técnicos da PAC.

FOTO: GUSTAVO RAFAEL



RESULTADO DA RAÇA HEREFORD - PEA

Nome	GMD Res.	Peso Inicial	Cons. Total	Cons. Mat seca /dia	CAR	Índice		Classe	Estabelecimento
	Kg/dia	Kg	Kg	Kg	Kg	Valor	Coloc.		
CINAMOMOS C13	0,70	421,32	1018,53	8,41	-2,58	2,56	1º	ELITE	FAZENDA CINAMOMOS
DO BOLSO U057	0,28	445,50	1306,25	10,78	-0,88	0,94	2º	SUPERIOR	ESTÂNCIA DO BOLSO
SFX 2261	0,34	405,42	1268,33	10,47	-0,43	0,74	4º	SUPERIOR	ESTÂNCIA SÃO FRANCISCO XAVIER
GUATAMBU VII34	0,34	463,68	1627,48	13,43	0,41	0,23	5º	SUPERIOR	ESTÂNCIA GUATAMBU
SFX 2275	0,03	440,34	1327,48	10,96	-0,29	0,22	6º	SUPERIOR	ESTÂNCIA SÃO FRANCISCO XAVIER
G. BRASIL VICTOR - 04 413	0,12	385,43	1289,48	10,64	0,36	-0,04	7º	COMERCIAL	FAZENDA NOSSA SENHORA AUXILIADORA
DOM VITOR TOYOTA 931	-0,32	461,12	1267,08	10,46	-0,46	-0,17	8º	COMERCIAL	AGROPECUÁRIA DOM VITOR
SANTA TEREZA P3738	-0,12	433,11	1353,63	11,17	0,20	-0,29	9º	COMERCIAL	FAZENDA SANTA TEREZA
GUATAMBU VI027	-0,18	409,52	1247,28	10,29	0,16	-0,35	10º	COMERCIAL	ESTÂNCIA GUATAMBU
CINAMOMOS C05	-0,14	410,90	1346,00	11,11	0,59	-0,55	11º	COMERCIAL	FAZENDA CINAMOMOS
GUATAMBU VI050	-0,03	427,24	1524,90	12,59	1,08	-0,70	12º	COMERCIAL	ESTÂNCIA GUATAMBU
SANTA TEREZA P3734	-0,10	392,79	1411,28	11,65	1,21	-0,88	13º	COMERCIAL	FAZENDA SANTA TEREZA
DO BOLSO U097	-0,42	497,89	1610,10	13,29	0,84	-1,11	14º	COMERCIAL	ESTÂNCIA DO BOLSO
DOM VITOR FRONTIER 955	-0,92	408,67	1033,98	8,53	0,24	-1,46	15º	COMERCIAL	AGROPECUÁRIA DOM VITOR

RESULTADO DA RAÇA BRAFORD - PEA

Nome	GMD Res.	Peso Inicial	Cons. Total	Cons. Mat seca /dia	CAR	Índice		Classe	Estabelecimento
	Kg/dia	Kg	Kg	Kg	Kg	Valor	Coloc.		
SANTA PRENDA 38-Z101	0,41	432,00	1182,65	9,76	-1,80	2,35	1º	Elite	FAZENDA SANTA PRENDA
CERRO VERDE 38-0717	0,21	391,00	1123,20	9,27	-1,55	1,67	2º	Elite	FAZENDA CERRO VERDE
SBV 38-20023	0,44	382,00	1247,55	10,30	-0,63	1,59	3º	Elite	FAZENDA SÃO BENTO DO VERDE
PRIMAVERA 38-E063	0,29	413,00	1342,13	11,08	-0,03	0,76	4º	Superior	CABANHA PRIMAVERA
IRAPUA 38-J095	0,05	506,00	1412,78	11,66	-0,58	0,54	5º	Superior	FAZENDAS IRAPUÁ
SANTA PRENDA 38-Z106	0,02	423,00	1274,23	10,52	-0,54	0,44	6º	Superior	FAZENDA SANTA PRENDA
GUATAMBU 38-V3011	0,28	441,00	1467,68	12,11	0,41	0,42	7º	Superior	ESTÂNCIA GUATAMBU
SBV 38-20033	0,11	356,00	1241,15	10,24	-0,12	0,35	8º	Superior	FAZENDA SÃO BENTO DO VERDE
GUATAMBU 38-V3019	0,01	502,00	1433,80	11,83	-0,41	0,32	9º	Superior	ESTÂNCIA GUATAMBU
SANTA TEREZA 38-P4126	-0,11	431,00	1312,68	10,83	-0,23	-0,11	10º	Comercial	FAZENDA SANTA TEREZA
IRAPUA 38-TEJ047 EXPERTO	-0,28	371,00	1161,48	9,59	-0,53	-0,33	11º	Comercial	FAZENDAS IRAPUÁ
SERENO 38-TE20071	0,08	441,00	1490,38	12,30	0,77	-0,34	12º	Comercial	AGROPECUÁRIA SERENO
SANTA GERTRUDES 38-2322	-0,07	428,00	1385,00	11,43	0,34	-0,42	13º	Comercial	ESTÂNCIA SANTA GERTRUDES
SANTA TEREZA 38-P4176	-0,11	454,00	1422,28	11,74	0,20	-0,43	14º	Comercial	FAZENDA SANTA TEREZA
SÃO PEDRO 38-E76	-0,26	546,00	1491,88	12,31	-0,13	-0,58	15º	Comercial	FAZENDA SÃO PEDRO
SERENO 38-TE20093	0,17	401,00	1542,58	12,73	1,68	-0,80	16º	Comercial	AGROPECUÁRIA SERENO
SBV 38-20007	-0,09	403,00	1434,23	11,84	0,92	-0,89	17º	Comercial	FAZENDA SÃO BENTO DO VERDE
SAO BENTO 38-TEX046	-0,17	387,00	1364,93	11,26	0,71	-0,96	18º	Comercial	ESTÂNCIA SÃO BENTO
PRIMAVERA 38-E095	-0,64	395,00	1122,63	9,27	-0,86	-1,00	19º	Comercial	CABANHA PRIMAVERA
SANTA TEREZA 38-P4142	-0,12	426,00	1495,23	12,34	1,09	-1,10	20º	Comercial	FAZENDA SANTA TEREZA
DO BOLSO 38-U077	-0,21	434,00	1498,05	12,36	1,32	-1,48	21º	Comercial	ESTÂNCIA DO BOLSO

AVALIAÇÕES POR ULTRASSONOGRAFIA



Neste relatório o PampaPlus traz as DEPs de Carcaça, obtidas através de medição por ultrassonografia. As planilhas trazem os touros pais com pelo menos dez filhos avaliados (ordenados por nome) e os TOP 1% touros jovens de cada raça (ranqueados pelas DEPs) para cada característica avaliada.

DEP ÁREA DE OLHO DE LOMBO – AOL (CM²)

É a área de uma secção transversal do músculo Longissimus entre a 12^a e a 13^a costelas. É uma medida correspondente ao corte transversal do músculo do contra-filé, têm uma relação positiva com o rendimento de carcaça e o peso dos cortes desossados.

DEP GORDURA INTRAMUSCULAR – IM (%)

É a porcentagem de gordura intramuscular do contra-filé, é característica indicadora e tem alta correlação com o marmoreio. É tomada longitudinalmente sobre o músculo Longissimus entre a 12^a e a 13^a costelas (marmoreio do contra-filé) e serve para prever a quantidade de gordura intramuscular (marmoreio) depositada na carcaça. Esta característica está relacionada com a suculência e o sabor da carne exercendo influência sobre a maciez.

DEP ACABAMENTO DE CARCAÇA

É uma avaliação conjunta entre a Espessura de gordura entre a 12^a e a 13^a costelas e a Espessura de

gordura na garupa EGP8, visando aproveitar a maior herdabilidade dessa última característica bem como a alta correlação genética entre as duas medidas.

• Espessura de gordura subcutânea – EG (mm)

É a espessura do depósito do tecido adiposo subcutâneo medido entre a 12^a e a 13^a costelas sobre o músculo Longissimus (gordura na costela). É uma característica indicadora do grau de acabamento da carcaça, tem influência direta sobre a qualidade da carne pela proteção da carcaça durante o resfriamento, valores baixos são indesejáveis enquanto valores muito elevados têm influência negativa direta sobre o rendimento de desossa.

• Espessura de gordura subcutânea na garupa – EGP8 (mm)

É a espessura do depósito de tecido adiposo subcutâneo entre os ossos ílio e ísquio, mensurada na intersecção dos músculos Gluteus medius e Biceps femoris (gordura da picanha). Também é uma característica indicadora do grau de acabamento da carcaça, sendo interessante para animais criados em pastagem, pois sua deposição inicia-se mais cedo do que a gordura na costela. Além disso, a EGP8 possui melhor acurácia e repetibilidade de mensuração quando comparada à EG

HEREFORD TOUROS PAIS ORDENADOR POR NOME

Reg	Nome	Nasc.	Variedade	Livro	Rebanhos	Filhos Desmama	Filhos Sobreano	IQG	%	Área de Olho de Lombo			Gordura Intramuscular			Acabamento de Carcaça		
										DEP	AC	%	DEP	AC	%	DEP	AC	%
129406	ALVORADA V1709	1999	PH	PC	1	68	47	-0,3	63,0	-0,18	32	60,0	-0,06	32	89,0	-0,76	42	98,0
IA-676	ANCARES FORC BOOMER 22 TE	2017	PH	ES	1	61	44	1,0	16,0	-0,71	26	79,0	0,10	26	1,0	-1,43	35	99,0
IA-619	ANCARES KAMIKAZE 1	2011	PH	ES	6	71	79	0,3	37,0	0,42	55	35,0	-0,14	56	99,0	-0,03	63	54,0
IA-467	ANHINGA VIC S84 -K16	1999	PH	ES	2	40	16	0,6	28,0	-0,86	16	83,0	0,20	13	0,1	0,27	21	24,0
181969	ASP C104 PONTAÇO SP5078	2012	PH	PC	1	27	17	1,6	5,0	-0,61	13	76,0				-0,04	13	56,0
163835	BELVISTA 1186/7	2007	PH	PC	1	14	13	-0,3	62,0	-1,44	16	94,0				-0,15	0	66,0
245883	CANOA MIRIM 26	2015	PH	PO	1	29	15	1,1	13,0	-2,20	15	99,0	0,04	15	20,0	-0,82	21	99,0
250497	CANOA MIRIM 61	2017	PH	PO	1	12	12	-2,2	99,0	-1,44	8	94,0	-0,01	8	56,0	-1,47	11	99,0
214556	CB BOLSO WEST 819	1996	PH	PO	1	77	25	0,3	40,0	0,42	14	35,0	0,02	10	36,0	-0,30	16	79,0
IA-501	CC CX UNITED 52S ET	2006	PH	ES	7	142	117	-0,8	79,0	-2,29	24	99,0				-0,82	31	99,0
IA-645	CHUBUTENSE 243 MTG 3028TE	2012	HH	ES	6	34	27	1,6	6,0	-1,87	23	98,0	-0,04	21	81,0	0,74	34	3,0
IA-629	CRR 719 CATAPULT 109	2011	PH	ES	2	13	12	1,8	3,0	1,04	6	16,0	0,07	6	7,0	-0,59	7	94,0
IA-555	CRR ABOUT TIME 743	2007	PH	ES	9	128	91	0,4	35,0	-0,49	19	72,0	0,04	16	19,0	-0,54	26	93,0
138789	DO BOLSO A50	2001	PH	PC	2	40	22	1,5	7,0	-0,69	15	78,0				-0,05	0	56,0
166957	DO BOLSO H37	2008	PH	PC	1	30	14	0,5	32,0	-0,22	17	61,0	-0,01	15	57,0	-0,77	19	98,0
176768	DO BOLSO J047	2010	PH	PC	1	50	24	1,2	12,0	-0,78	14	81,0				0,34	0	19,0
236983	DO BOLSO M059 ÚNICO	2013	PH	PC	6	188	67	0,4	35,0	-1,06	29	88,0	-0,16	25	99,0	0,04	36	47,0
198016	DOM VITOR BASIC 389	2013	PH	PC	1	48	36	0,9	17,0	1,05	32	15,0	0,08	33	4,0	0,21	44	30,0
238798	DOM VITOR BENJAMIN 431	2014	PH	PC	1	18	11	-1,2	89,0	-1,61	14	96,0	-0,01	12	54,0	-0,33	20	81,0
238811	DOM VITOR BOOMER 461	2014	PH	PC	1	85	62	1,2	11,0	-0,23	35	62,0	0,19	35	0,1	-0,11	47	63,0
255136	DOM VITOR BOOMER 629	2016	PH	PC	1	11	10	2,2	1,0	0,08	29	49,0	0,00	17	49,0	-0,96	50	99,0
248651	DOM VITOR CARBONERO 115 CUBO	2016	PH	PO	11	140	65	1,0	15,0	-0,69	35	78,0	-0,10	35	98,0	-0,78	54	98,0
189946	DOM VITOR FORC BOOMER 299	2011	PH	PC	1	17	10	0,0	51,0	0,48	22	33,0	-0,06	20	88,0	-0,33	27	82,0
244830	DOM VITOR INVASOR 85	2014	PH	PO	1	12	12	0,8	21,0	0,46	14	34,0	0,04	14	20,0	-0,01	21	52,0
238809	DOM VITOR RELOAD 457	2014	PH	PC	1	18	12	-0,3	63,0	-2,31	22	99,0	-0,06	21	89,0	-0,42	31	87,0
198018	DOM VITOR SOBERANO 411	2013	PH	PC	1	77	51	1,9	3,0	-0,52	34	73,0	-0,09	33	98,0	-0,30	44	79,0
253296	DOM VITOR XEROX 643	2017	PH	PC	2	21	10	2,6	0,5	-1,66	27	96,0	0,08	28	5,0	-1,07	45	99,0
253300	DOM VITOR XEROX 653	2017	PH	PC	3	44	35	2,1	2,0	0,12	33	48,0	0,04	33	22,0	-1,69	49	99,0
IA-553	ELM-LODGE UPPER CUT 20U	2008	PH	ES	1	38	13	1,1	14,0	0,01	19	52,0	-0,02	18	68,0	-1,26	28	99,0
227259	ESCONDIDA VICTOR 1606	2004	PH	PO	2	100	69	-1,8	97,0	-4,73	26	99,0				-0,21	0	72,0
IA-442	FORC 29 F BOOMER 18L	2002	PH	ES	17	654	479	1,7	5,0	1,56	60	6,0				-0,26	66	76,0
IA-582	GUAICOS X1040 TE	2010	PH	ES	10	210	175	0,3	38,0	2,76	63	0,5	-0,11	63	99,0	0,56	70	7,0
IA-601	GUAICOS X375 TE CARBONERO	2008	PH	ES	2	51	42	-0,3	60,0	-0,58	25	75,0	0,02	25	37,0	-0,05	36	56,0
197404	GUATAMBU M1057 EPICO	2013	PH	PC	1	82	74	0,7	24,0	-0,45	13	70,0	-0,05	10	86,0	0,83	15	2,0
241859	GUATAMBU M1077	2013	PH	PC	1	66	45	-0,1	56,0	-0,50	43	72,0	-0,06	44	89,0	0,24	53	27,0
241532	GUATAMBU N1020	2014	PH	PC	1	31	18	-0,1	54,0	-1,00	37	86,0	0,16	37	0,1	0,19	47	32,0
2402	GUATAMBU T1057 (HH) TOTAL	1997	HH	PA	3	62	27	-0,2	59,0	0,21	30	44,0	-0,04	29	78,0	0,93	39	1,0

HEREFORD TOUROS PAIS ORDENADOR POR NOME

Reg	Nome	Nasc.	Variedade	Livro	Rebanhos	Filhos Desmama	Filhos Sobreano	IQG	%	Área de Olho de Lombo			Gordura Intramuscular			Acabamento de Carcaça		
										DEP	AC	%	DEP	AC	%	DEP	AC	%
126782	GUATAMBU U1044 REGALO	1998	PH	PC	2	23	8	-0,5	67,0	-0,03	14	54,0				0,22	0	29,0
IA-620	HORMIGA CAUDILLO 37	2010	PH	ES	8	57	37	0,2	43,0	-0,24	20	62,0	0,12	20	0,5	1,59	28	0,1
IA-568	HORMIGA CAUDILLO 7	2008	PH	ES	2	170	153	1,6	6,0	1,60	55	5,0	-0,07	55	93,0	0,60	63	6,0
IA-657	HORMIGA FULECO 7	2015	PH	ES	6	99	49	1,0	15,0	2,19	34	1,0	0,00	33	51,0	2,17	45	0,1
IA-597	HORMIGA LAPACHO 7 RPI40 CAUDILLO	2005	PH	ES	10	224	141	0,1	44,0	0,87	29	20,0	0,15	28	0,1	-0,49	38	91,0
171004	IRAPUA 9031	2009	PH	PC	4	122	22	1,4	9,0	-1,65	25	96,0	-0,11	23	99,0	-0,85	35	99,0
242501	IRAPUA M107	2014	PH	PC	1	22	2	0,8	20,0	0,77	16	23,0	-0,02	14	70,0	-0,36	21	83,0
167225	LH055 TREM DO ACEGUA	2007	PH	PC	1	13	10	-1,5	93,0	-2,33	9	99,0	-0,05	9	85,0	-0,39	13	86,0
238033	MÃE RAÍNHA 05 AZUL RELOAD TE	2010	PH	PO	2	19	18	-6,0	99,0	-2,47	12	99,0	-0,02	10	67,0	-0,91	16	99,0
247322	MAE RAINHA 113 UY UNITED TE	2014	PH	PO	1	39	31	0,1	47,0	-3,21	23	99,0	0,03	22	23,0	0,00	32	52,0
250737	MAE RAINHA 172 UY RECORD EINSTAIN TE	2016	PH	PO	1	17	5	-0,3	60,0	-2,30	10	99,0	-0,23	7	99,0	-2,19	13	99,0
247228	M&E RAINHA 83 UY RANGER TE	2014	PH	PO	1	17	11	-0,4	64,0	-3,05	13	99,0	0,23	11	0,1	-2,08	18	99,0
247239	MÃE RAINHA 84 UY THOR TE	2014	PH	PO	1	28	25	-0,9	81,0	-1,67	21	96,0	-0,09	20	98,0	-1,18	30	99,0
IA-642	MAICO 31 BATAVIA INVASOR TE	2009	PH	ES	1	14	8	-0,3	60,0	-1,35	19	93,0	0,00	20	47,0	-1,11	30	99,0
225437	MAUÁ BASIC DO PONTAL 1719	2004	PH	PO	2	135	103	2,4	1,0	0,35	13	38,0	0,01	9	37,0	0,26	14	26,0
225477	MAUÁ BIENVENIDO DO PONTAL 1809	2004	PH	PO	4	88	62	0,4	33,0	-0,25	36	63,0				0,64	0	5,0
195889	MAUA BOMMER DA CHARRUA 0504	2013	PH	PC	1	165	129	0,7	25,0	-0,95	49	85,0	-0,01	49	58,0	-0,57	59	94,0
240327	MAUÁ LORD DO PONTAL 4077	2012	PH	PO	10	147	107	1,4	8,0	1,13	39	13,0	0,08	39	4,0	0,44	49	13,0
244181	MAUÁ PALENQUE DO PONTAL 4917	2014	PH	PO	1	60	42	-0,4	67,0	0,28	49	41,0	0,16	50	0,1	-0,25	59	76,0
233362	MAUÁ RELEASE DO PONTAL 2973	2008	PH	PO	10	160	68	2,2	1,0	-0,28	47	64,0	0,08	48	5,0	-0,39	56	86,0
240068	MAUÁ RELEASE DO PONTAL 3985	2012	PH	PO	1	14	11	0,0	49,0	-1,28	21	92,0	0,04	22	19,0	-0,03	29	54,0
189816	MAUA SJ DA CHARRUA 288	2011	PH	PC	3	17	12	1,1	13,0	-0,12	15	58,0	0,09	14	3,0	-0,64	22	96,0
242484	MAUÁ TREND DO PONTAL 4273	2013	PH	PO	1	12	12	1,6	6,0	2,13	21	2,0	-0,04	20	80,0	0,16	31	34,0
242483	MAUÁ TREND DO PONTAL 4293	2013	PH	PO	1	50	46	0,2	41,0	1,64	32	5,0	0,11	32	1,0	0,34	43	19,0
IA-515	MC RANGER 9615	1996	PH	ES	2	11	15	1,6	5,0	-0,50	12	72,0				0,86	18	1,0
IA-655	MCM 6964 BOLT 652D	2016	PH	ES	6	44	7	0,3	40,0	-0,38	19	68,0	0,14	18	0,1	-0,21	28	72,0
IA-543	MIRASIERRA FAROLERO X8	2005	PH	ES	5	89	67	-1,3	90,0	-2,01	29	98,0	-0,04	28	80,0	-0,86	39	99,0
IA-583	MSU XEROX 20X	2010	PH	ES	5	38	35	1,7	5,0	-3,30	23	99,0	0,13	23	0,5	-1,41	33	99,0
IA-491	MURMULLOS X52 NUFF SAID WR TEI	2001	PH	ES	3	14	10	-0,7	76,0	-1,81	9	97,0	-0,05	8	84,0	-0,53	12	92,0
IA-511	PALENQUERO DOMINANTE 117	2005	PH	ES	4	49	24	-1,4	92,0	-2,59	23	99,0	-0,05	21	85,0	-0,26	30	76,0
IA-624	PALENQUERO DOMINANTE 202 HALCON	2008	PH	ES	5	105	68	0,4	35,0	-0,65	25	77,0	0,01	24	40,0	-0,34	35	82,0
126165	RECREIO N440 (NOBRE)	1998	PH	PC	7	58	32	0,2	44,0	-2,24	19	99,0				-0,47	0	90,0
3437	RECREIO T867(HH)	2001	PH	PA	1	404	301	0,9	19,0	0,49	28	33,0	0,14	27	0,5	2,76	37	0,1
248666	RECULUTA BAILLOUT T 206	2015	PH	PC	1	15	3	1,1	13,0	-0,84	18	83,0	0,13	17	0,5	-0,85	26	99,0
248668	RECULUTA BALAZO T 214	2015	PH	PC	6	93	50	2,4	1,0	0,58	45	29,0	-0,07	46	92,0	-0,92	54	99,0
148066	RECULUTA G054	2004	PH	PC	1	12	4	-0,3	62,0	-0,31	9	65,0				0,19	11	32,0
148071	RECULUTA G151	2004	PH	PC	2	18	9	-1,0	85,0	0,17	19	46,0				1,29	26	0,1

HEREFORD TOUROS PAIS ORDENADOR POR NOME

Reg	Nome	Nasc.	Variedade	Livro	Rebanhos	Filhos Desmama	Filhos Sobreano	IQG	%	Área de Olho de Lombo			Gordura Intramuscular			Acabamento de Carcaça		
										DEP	AC	%	DEP	AC	%	DEP	AC	%
148611	RECOLUTA GI52	2004	PH	PC	1	41	33	0,6	28,0	-1,29	15	92,0				0,88	20	1,0
164013	RECOLUTA J056	2007	PH	PC	1	20	8	0,1	47,0	-0,19	13	60,0				-0,38	18	85,0
167016	RECOLUTA K170	2008	PH	PC	4	600	568	3,5	0,1	1,87	58	3,0	0,02	58	36,0	0,65	66	5,0
173283	RECOLUTA L230	2009	PH	PC	2	18	14	0,5	31,0	-0,08	10	56,0				0,56	11	7,0
170551	RECOLUTA L231 PATRIOTA	2009	PH	PC	13	369	227	2,8	0,5	-1,52	42	95,0	0,04	38	18,0	-0,60	53	95,0
174345	RECOLUTA M187	2010	PH	PC	1	15	3	2,0	2,0	-2,06	9	99,0				-0,61	11	95,0
180755	RINCAO 2008	2012	PH	PC	1	63	38	0,6	26,0	2,44	21	1,0	0,02	20	31,0	2,09	29	0,1
236671	RINCAO 2156	2013	PH	PC	1	14	14	-1,0	84,0	-1,87	18	98,0	-0,02	18	68,0	0,76	26	2,0
252556	RINCAO 2419	2016	PH	PC	1	103	84	1,3	9,0	2,91	56	0,5	0,12	57	0,5	0,55	65	8,0
IA-632	ROMANY 1 LAWBREAKER RE L23	2013	PH	ES	3	11	2	-0,2	60,0	0,89	8	19,0	0,04	7	18,0	1,06	11	0,5
IA-545	ROSEGUI 285 VIC STOCK X770 TE VICKINGO	2006	PH	ES	5	15	15	-0,3	60,0	-2,32	9	99,0				-0,21	11	72,0
IA-448	SANTA INES TORDO 6 8190	2001	PH	ES	6	66	44	-0,3	62,0	-1,91	19	98,0				-0,68	0	97,0
4530	SANTA MARIA 1694919S SUPREMO	2004	PH	PA	2	214	115	0,1	46,0	-0,63	14	76,0				0,06	0	45,0
4231	SANTA MARIA 169496 CAMPEAO	2004	PH	PA	1	285	138	-0,7	77,0	-0,07	43	56,0				-0,25	53	75,0
4563	SANTA MARIA 360087	2005	PH	PA	2	94	57	1,3	10,0	-1,16	22	90,0				-0,64	27	96,0
168595	SANTA MARIA 476640	2008	PH	PC	1	56	23	0,9	18,0	0,78	21	23,0				-0,31	24	80,0
168671	SANTA MARIA 560866	2008	PH	PC	1	98	44	1,7	4,0	2,59	32	0,5				-0,65	42	96,0
164075	SANTA MARIA 562376	2007	PH	PC	1	18	8	1,3	10,0	-0,98	17	86,0				0,07	25	44,0
167662	SANTA MARIA 562669	2008	PH	PC	1	67	34	-0,3	60,0	-1,00	26	87,0				0,02	36	49,0
172754	SANTA MARIA 765949	2009	PH	PC	1	130	13	-0,7	76,0	0,55	19	31,0	-0,05	15	86,0	-0,48	25	90,0
172755	SANTA MARIA 774505	2009	PH	PC	1	91	23	1,7	5,0	-0,50	18	72,0				-0,30	23	79,0
163977	SANTA MARIA 859768	2007	PH	PC	1	46	26	0,4	34,0	1,19	16	12,0				0,11	23	40,0
163889	SANTA MARIA 859873	2007	PH	PC	1	58	36	2,8	0,5	-0,43	34	70,0				0,43	45	14,0
164365	SANTA MARIA 860851	2007	PH	PC	1	52	39	2,1	2,0	1,08	29	14,0				-0,57	40	94,0
162845	SANTA MARIA 860882	2007	PH	PC	1	31	19	1,4	9,0	0,96	28	18,0				-0,19	36	70,0
187070	SANTA MARIA 879842	2010	PH	PC	1	31	4	2,0	2,0	2,28	34	1,0				-0,80	55	98,0
187302	SANTA MARIA 885727	2010	PH	PC	1	31	4	2,1	2,0	1,50	30	7,0				-0,23	53	74,0
187673	SANTA MARIA 934874	2010	PH	PC	1	48	5	2,5	1,0	3,18	30	0,1				-0,67	54	96,0
187793	SANTA MARIA 935038	2010	HH	PC	1	31	7	1,2	11,0	-1,32	27	92,0				0,63	52	5,0
244060	SÃO FERNANDO CEIBAL 8469	2014	PH	PO	7	34	19	0,8	22,0	0,24	14	43,0	-0,07	12	94,0	0,60	19	6,0
233137	SÃO FERNANDO CONDOR 7917	2008	PH	PO	2	185	127	0,1	47,0	-1,65	15	96,0	0,07	12	5,0	-0,22	20	73,0
240385	SÃO FERNANDO SA STOCKER 8281 TE	2012	PH	PO	1	141	89	0,2	43,0	-1,87	11	98,0				0,59	13	6,0
240391	SÃO MARCOS ARISCO 4499	2012	PH	PO	1	10	10	-1,1	85,0	-0,04	12	54,0	0,07	13	6,0	1,27	21	0,1
221818	SÃO MARCOS KEYNOTE 3317	2001	PH	PO	1	126	85	-1,0	85,0	-0,95	11	85,0	-0,04	7	77,0	-0,31	13	80,0
239141	SATUR GENIO 3957	2008	PH	PO	2	18	17	0,9	17,0	-0,54	10	73,0				-1,62	13	99,0
IA-600	SAUDADE X2223 PATORUZU ARTURO	2009	PH	ES	3	66	50	-0,1	55,0	1,66	18	5,0	0,06	16	10,0	1,85	26	0,1
IA-505	SHF RIB EYE M326 R117	2005	PH	ES	7	68	47	0,9	18,0	1,11	22	14,0	0,00	21	50,0	0,24	31	27,0

HEREFORD TOUROS PAIS ORDENADOR POR NOME

Reg	Nome	Nasc.	Variedade	Livro	Rebanhos	Filhos Desmama	Filhos Sobreano	IQG	%	Área de Olho de Lombo			Gordura Intramuscular			Acabamento de Carcaça		
										DEP	AC	%	DEP	AC	%	DEP	AC	%
182253	SJ HI36	2011	PH	PC	1	158	107	0,3	40,0	0,87	34	20,0	0,31	33	0,1	1,00	44	0,5
195532	SJ J094	2013	PH	PC	1	15	10	3,6	0,1	1,60	27	5,0	0,20	27	0,1	-0,80	37	98,0
238057	SJ K098	2014	PH	PC	1	71	43	0,7	25,0	0,77	38	23,0	0,12	38	1,0	0,58	48	7,0
242700	SJ L032	2015	PH	PC	1	29	4	1,2	11,0	-0,61	18	76,0	0,05	17	12,0	0,82	25	2,0
242708	SJ L040	2015	PH	PC	1	14	1	0,1	45,0	-0,23	14	62,0	-0,01	13	55,0	0,26	18	25,0
242737	SJ L074	2015	PH	PC	1	19	8	2,7	0,5	2,61	22	0,5	0,14	23	0,5	1,81	34	0,1
248138	SJ M060	2016	PH	PC	1	36	31	3,5	0,1	0,54	24	31,0	0,09	23	2,0	0,92	32	1,0
251668	SJP046	2017	PH	PC	1	13	1	0,3	39,0	-0,18	14	60,0	0,05	13	13,0	0,62	18	5,0
257183	SJ P208	2017	PH	PC	1	11	5	1,1	14,0	0,61	15	29,0	0,04	15	18,0	0,62	22	5,0
259452	SJ R082	2018	PH	PC	3	75	47	3,9	0,1	1,53	27	6,0	0,08	27	4,0	1,21	36	0,1
IA-472	STAR 12 G PALLIADIN 115 N	2003	PH	ES	3	16	16	0,2	43,0	-0,87	15	83,0	0,00	14	50,0	0,12	22	38,0
IA-564	STAR KCL BREAKOUT 3T ET	2007	PH	ES	3	282	120	0,8	22,0	0,57	50	30,0	0,08	20	4,0	-0,35	59	83,0
245110	TAMANCA ALABAMA I002 L055	2014	PH	PO	2	64	59	1,0	15,0	0,86	55	20,0	0,06	56	9,0	-1,33	63	99,0
248952	TAMANCA ALABAMA N004 FIV	2016	PH	PO	1	78	66	0,9	18,0	1,69	55	5,0	-0,20	56	99,0	-0,13	64	64,0
248950	TAMANCA CAUDILLO N002 FIV	2016	PH	PO	1	22	20	-0,1	54,0	0,31	41	40,0	0,15	43	0,1	0,12	53	39,0
187463	TAMANCA H087	2011	HH	PC	1	25	15	4,5	0,1	1,50	27	7,0	-0,05	27	87,0	0,83	35	2,0
183909	TAMANCA III8	2012	PH	PC	1	65	64	0,2	43,0	3,45	52	0,1	-0,03	53	75,0	1,40	61	0,1
242879	TAMANCA J028	2013	PH	PO	2	24	21	0,5	30,0	0,48	42	33,0	0,24	43	0,1	0,20	53	31,0
196487	TAMANCA J259	2013	PH	PC	1	36	29	3,2	0,1	0,66	39	26,0	-0,01	40	57,0	0,66	50	4,0
250442	TAMANCA KAMIKAZE O001	2017	PH	PO	1	41	38	0,5	29,0	-1,06	49	88,0	-0,14	51	99,0	-0,86	62	99,0
250451	TAMANCA KAMIKAZE O010	2017	PH	PO	1	17	17	2,8	0,5	2,04	44	2,0	0,03	46	25,0	-0,92	59	99,0
244981	TAMANCA M166	2015	PH	PC	2	73	67	3,1	0,1	2,69	54	0,5	-0,02	55	68,0	0,70	63	4,0
245045	TAMANCA M261	2015	PH	PC	1	28	22	3,1	0,1	0,19	20	44,0	-0,03	18	71,0	0,01	22	50,0
252908	TAMANCA O138	2017	PH	PC	1	23	23	0,8	20,0	3,87	47	0,1	0,05	49	13,0	0,30	61	22,0
252617	TAMANCA OLVIDO P007	2018	PH	PO	1	10	10	0,8	22,0	1,68	40	5,0	-0,08	43	95,0	0,16	57	35,0
245041	TAMANCA PUCARÁ L044	2014	PH	PO	1	15	8	1,6	5,0	2,80	29	0,5	-0,02	29	66,0	0,65	39	5,0
220553	TANK	2001	PH	PO	3	34	1	-1,1	86,0	-2,38	12	99,0				-0,03	0	54,0
IA-587	TH I22 7II VICTOR 719T	2007	PH	ES	8	168	98	0,7	25,0	-0,48	42	71,0	0,08	42	5,0	-0,20	52	71,0
IA-671	TH 529B 145Y EXPLORER 44D	2016	PH	ES	2	39	24	4,1	0,1	-4,86	34	99,0	0,05	36	13,0	-0,14	45	66,0
IA-670	TH FRONTIER 174E	2017	PH	ES	8	37	19	2,4	1,0	0,90	16	19,0	0,20	12	0,1	-0,09	24	60,0
IA-617	TLELL 199S XPLOSIVE 18X	2010	PH	ES	3	34	17	-1,4	91,0	-1,07	19	88,0	0,10	15	2,0	-1,22	26	99,0
231550	TOPASS DETENTO 35	2008	PH	PO	10	22	16	0,4	36,0	-0,67	9	78,0	0,07	7	8,0	0,12	11	38,0
IA-602	TRANQUERAS X4397 FD FINANCIERO RETRUCO	2009	PH	ES	4	51	36	0,1	45,0	-2,31	10	99,0				-0,73	11	97,0
IA-607	TRIARA XCELORATOR 594X	2010	PH	ES	6	19	12	0,4	34,0	-0,33	8	66,0	-0,05	6	88,0	0,60	8	6,0
IA-590	WIRRUNA DAFFY DI	2008	PH	ES	1	32	22	-0,3	61,0	-0,74	10	80,0				-0,21	0	72,0
251138	XIS C685	2015	PH	PC	1	14	2	0,1	47,0	0,17	16	46,0	0,07	15	7,0	0,22	23	29,0

BRAFORD TOUROS PAIS ORDENADOR POR NOME

Reg	Nome	Nasc.	G. Sangue	Livro	Rebanhos	Filhos Desmama	Filhos Sobreano	IQG	%	Área de Olho de Lombo			Gordura Intramuscular			Acabamento de Carcaça		
										DEP	AC	%	DEP	AC	%	DEP	AC	%
IA-B053	AGRO-LEPAL MR. ANCHO T19-T/E	2015	38	ES	4	82	6	1,8	3,0	3,54	25	0,1	0,10	24	1,0	-0,31	33	80,0
39122	ALVORADA 14-T1724 (DUQUE)	1997	14	CG	12	140	77	0,5	32,0	1,97	27	2,0				1,23	0	0,1
354944	ALVORADA 38-S464	2017	38	CG	1	23	2	-0,9	81,0	0,60	17	29,0	-0,06	17	88,0	-0,03	23	54,0
IA-B050	AMARGO 7515 FELIPE	2009	38	ES	6	23	20	-0,3	61,0	0,14	24	47,0	-0,16	25	99,0	-0,49	34	90,0
IA-B034	AMARGO D35	2004	38	ES	13	221	134	-1,1	87,0	0,98	18	17,0	-0,03	13	76,0	-0,74	23	98,0
321716	ASP 38-TEG232 CARTUCHO ST 1369 SP B176	2017	38	CG	1	51	39	1,3	9,0	0,10	26	48,0	0,12	25	0,5	0,52	34	9,0
291030	AURORA 38-A5249	2015	38	CG	1	27	15	0,1	47,0	-0,09	24	56,0	0,02	20	31,0	0,72	28	3,0
190949	BELVISTA 38-2792	2012	38	CG	2	30	23	0,1	47,0	-1,38	22	93,0	0,08	21	4,0	-0,49	32	91,0
191020	BELVISTA 38-2922 APOGEU	2012	38	CG	30	719	418	0,7	25,0	2,58	56	0,5	-0,14	51	99,0	-0,38	65	85,0
269781	BELVISTA 38-4216 MUTANTE	2015	38	CG	3	198	90	0,4	34,0	0,47	47	34,0	-0,18	47	99,0	-1,57	56	99,0
62741	BELVISTA 38-4278	1999	38	CG	2	144	104	0,0	50,0	1,13	19	13,0	-0,09	15	97,0	-0,24	21	74,0
295065	BELVISTA 38-4426	2016	38	CG	1	49	15	1,0	16,0	-0,37	31	67,0	-0,12	30	99,0	-0,51	40	91,0
295127	BELVISTA 38-4536 COMANCHERO	2016	38	CG	9	113	48	0,8	22,0	1,45	14	7,0	-0,02	10	70,0	-0,60	16	95,0
84795	BELVISTA 38-5804 (PAYSANO)	2002	38	CG	32	1327	785	0,5	30,0	-0,17	51	59,0	0,14	44	0,5	0,24	58	28,0
287364	CAMILA 38-R22 RUMO	2015	38	CG	18	219	147	-0,6	71,0	-0,99	49	86,0	-0,23	29	99,0	-0,24	60	74,0
310521	CAMILA 38-S65 SENHOR	2016	38	CG	20	231	99	0,6	26,0	-0,39	52	68,0	-0,16	53	99,0	-0,42	62	87,0
159695	CARCAVIO 38-1435 RAULITO	2010	38	CG	28	614	409	2,1	2,0	6,27	44	0,1	0,02	44	32,0	0,65	53	5,0
159693	CARCAVIO 38-1462	2010	38	CG	1	119	21	1,0	16,0	2,24	24	1,0	0,10	22	2,0	0,17	32	34,0
171713	CARCAVIO 38-2086	2011	38	CG	1	125	56	0,3	40,0	3,08	30	0,1	0,00	29	49,0	-0,02	39	54,0
207709	CARCAVIO 38-2609	2012	38	CG	1	354	234	2,8	0,5	1,54	16	6,0	-0,08	13	96,0	0,23	22	28,0
155508	CATY 38-I27 CORONILHA	2009	38	CG	5	70	47	-2,1	98,0	2,27	21	1,0	-0,06	19	90,0	0,27	29	25,0
155590	CATY 38-I560 GUARANI	2009	38	CG	5	27	12	-0,4	64,0	1,16	17	13,0	0,02	16	36,0	0,39	21	16,0
284840	CATY 38-P355	2014	38	CG	1	23	21	0,6	27,0	-1,74	40	97,0	0,07	41	5,0	-0,05	51	57,0
331342	CATY 38-S271	2016	38	CG	1	28	15	0,4	35,0	2,17	31	1,0	0,03	32	29,0	0,33	41	20,0
355512	CATY 38-T357	2017	38	CG	2	15	15	-0,9	82,0	-0,89	34	84,0	0,16	36	0,1	-0,66	45	96,0
235193	CERRO DO OURO 38-H069	2013	38	CG	1	43	22	1,8	4,0	1,55	10	6,0	0,03	7	24,0	-0,78	12	98,0
101292	CHAPADA 38-852670 (FORMULA 1)	2004	38	CG	5	144	87	0,1	45,0	1,79	26	4,0	-0,03	23	77,0	0,50	30	10,0
IA-B041	CUYANO HUINCA CABURÉ 8385	2006	38	ES	10	51	34	0,2	42,0	0,93	24	18,0	0,07	23	6,0	-0,65	34	96,0
IA-B040	CUYANO HUINCA SHAKA D1450 KACHAPÉ	2000	38	ES	20	281	284	0,4	34,0	0,53	46	31,0	0,04	45	18,0	0,07	54	44,0
IA-B052	EL CHANAR 02397 PAYE	2014	38	ES	8	63	53	1,3	9,0	1,66	30	5,0	0,40	30	0,1	-0,83	42	99,0
238295	ESTÂNCIA AURORA 38-A3381	2013	38	CG	1	57	32	1,3	9,0	2,27	41	1,0	0,04	9	19,0	0,41	53	15,0
201642	ESTÂNCIA AURORA 38-1309	2011	38	CG	1	13	12	0,3	37,0	1,20	20	12,0	0,08	18	5,0	1,77	25	0,1
201659	ESTÂNCIA AURORA 38-1327	2011	38	CG	2	109	107	0,8	21,0	1,39	39	8,0	-0,06	25	91,0	0,91	49	1,0
171302	ESTÂNCIA AURORA 38-581 3 PONTOS	2009	38	CG	1	357	207	0,6	26,0	0,97	58	17,0	0,05	37	13,0	0,79	66	2,0
208152	ESTÂNCIA AURORA 38-A2393	2012	38	CG	1	54	46	-1,2	89,0	-1,26	22	91,0	-0,08	8	96,0	-0,87	33	99,0
208157	ESTÂNCIA AURORA 38-A2403	2012	38	CG	1	18	8	-0,5	69,0	2,07	30	2,0				0,88	51	1,0
237778	ESTÂNCIA AURORA 38-A3025	2013	38	CG	1	105	90	0,6	27,0	-0,03	50	54,0	0,12	33	1,0	-0,26	59	76,0

BRAFORD TOUROS PAIS ORDENADOR POR NOME

Reg	Nome	Nasc.	G. Sangue	Livro	Rebanhos	Filhos Desmama	Filhos Sobreano	IQG	%	Área de Olho de Lombo			Gordura Intramuscular			Acabamento de Carcaça		
										DEP	AC	%	DEP	AC	%	DEP	AC	%
318462	ESTÂNCIA AURORA 38-A6055	2016	38	CG	1	18	18	0,8	22,0	0,38	29	37,0	-0,07	16	94,0	-0,08	47	59,0
341443	ESTÂNCIA AURORA 38-A7087	2017	38	CG	1	36	18	3,0	0,5	0,29	37	40,0				-0,30	55	79,0
334111	ESTÂNCIA AURORA 38-FIVA6191	2016	38	CG	1	12	11	-0,2	58,0	-2,70	33	99,0	-0,01	31	57,0	-0,25	43	75,0
340359	ESTÂNCIA AURORA 38-FIVA7189	2017	38	CG	1	19	17	1,5	7,0	0,26	32	42,0				2,76	51	0,1
266513	GAP 38-G389 ABRE CANCHA	2015	38	CG	2	27	26	-0,9	81,0	0,81	43	22,0	-0,04	45	83,0	0,41	53	15,0
IA-B057	GUASUNCHOS 3125 BULON EXPERTO	2012	38	ES	38	1091	722	3,1	0,1	5,99	64	0,1	-0,24	58	99,0	2,92	71	0,1
279051	GUATAMBU 38-P3117	2015	38	CG	1	50	13	0,7	25,0	-0,82	30	82,0	-0,02	30	64,0	0,02	40	49,0
333756	GUATAMBU 38-TEP70	2016	38	CG	1	82	17	-0,1	53,0	0,31	27	40,0	-0,06	27	90,0	0,93	37	1,0
144709	ITA 38-804 LAFITE	2008	38	CG	6	144	108	0,8	21,0	3,03	41	0,5	-0,04	41	83,0	-0,28	51	78,0
313585	ITA 38-TE14	2016	38	CG	1	35	20	0,5	32,0	2,18	34	1,0	-0,02	34	67,0	0,56	44	7,0
313586	ITA 38-TE16	2016	38	CG	1	24	11	-0,2	59,0	1,82	27	3,0	-0,19	27	99,0	-0,50	35	91,0
IA-B056	LOSGURISES 2051 ZENITH KICHAN	2014	38	ES	9	52	34	1,2	12,0	0,40	16	36,0	-0,01	14	59,0	1,69	22	0,1
IA-B046	LOSGURISES Z230 LUCHO	2005	34	ES	2	113	89	1,4	7,0	2,84	43	0,5	0,12	44	0,5	0,27	49	25,0
158034	MAE RAINHA 38-3815 TREVO	2009	38	CG	16	261	198	1,3	10,0	1,84	37	3,0	-0,03	35	76,0	0,90	46	1,0
167753	MAE RAINHA 38-3924 TAURA	2010	38	CG	1	99	78	-2,2	99,0	0,09	36	49,0	-0,23	35	99,0	-0,47	46	90,0
270190	MAE RAINHA 38-R 15 RAULITO	2015	38	CG	1	15	6	1,3	10,0	5,12	25	0,1	0,07	25	6,0	1,25	30	0,1
330476	MAE RAINHA 38-TE51 ESPOLETA MONTREAL	2016	38	CG	1	50	46	-1,0	85,0	-0,11	38	57,0	0,20	38	0,1	-0,76	48	98,0
329805	MAE RAINHA 38-TE58 TAURA MAGNO TE	2016	38	CG	1	17	11	1,2	11,0	3,63	30	0,1	-0,15	29	99,0	-0,25	37	75,0
311633	MAE RAINHA 38-TE569 MAESTRO	2016	38	CG	15	455	317	2,5	1,0	4,01	56	0,1	-0,15	54	99,0	-0,20	63	71,0
329806	MAE RAINHA 38-TE572 TAURA MAGNO TE	2016	38	CG	1	50	17	3,5	0,1	4,13	39	0,1	-0,10	39	98,0	-1,11	49	99,0
333849	NOVA AURORA 38-15514	2016	38	CG	1	25	21	0,3	38,0	-2,02	30	98,0	-0,12	31	99,0	0,10	42	41,0
100037	NOVA AURORA 38-5088 COPERO	2004	38	CG	14	225	171	-0,7	75,0	-1,21	37	91,0	0,11	36	1,0	0,07	47	44,0
126727	NOVA AURORA ANJO DA GUARDA 38-7672	2007	38	CG	2	93	73	0,0	52,0	-0,82	20	82,0	-0,02	15	67,0	-0,31	19	80,0
138522	NOVA AURORA ANJO DA GUARDA 38-9744	2009	38	CG	2	95	57	1,1	13,0	0,62	13	28,0	-0,03	9	71,0	-0,05	14	56,0
24488	ORDEM 38-R337 (RED BULL)	1995	38	CG	6	103	68	-0,2	58,0	0,51	25	32,0				-0,19	0	70,0
IA-B049	ORIGENES L1339 IBIRAPITA	2010	38	ES	6	17	17	0,5	31,0	1,16	22	13,0	0,14	22	0,5	1,21	32	0,1
36500	PAMPIANO 38-3666 (SEPE)	1996	38	CG	16	778	489	-0,1	55,0	0,35	62	38,0	-0,03	48	73,0	-0,64	69	96,0
68245	PAMPIANO 38-A160 (MARAGATO)	1998	38	CG	4	58	34	-0,8	79,0	-4,11	39	99,0	0,05	24	14,0	-0,42	49	87,0
81802	PAMPIANO DO SOSSEGO 38-2069	2002	38	PS	3	699	351	-0,4	67,0	-3,48	25	99,0				-0,07	0	58,0
217601	PAMPIANO DO SOSSEGO 38-FIV1023 CORINGA	2013	38	CG	17	663	376	0,7	24,0	-0,38	53	68,0	0,06	53	11,0	0,23	62	28,0
245929	PAMPIANO DO SOSSEGO 38-TEJ013 CANHÃO	2014	38	CG	5	175	121	-0,5	68,0	-1,23	19	91,0				-0,21	20	72,0
271719	PAMPIANO DO SOSSEGO 38-TEK008 MANO LIMA	2015	38	CG	7	292	190	1,5	7,0	-0,84	25	83,0	-0,11	23	99,0	0,15	33	35,0
187039	PAMPIANO DO SOSSEGO TE 38-H012 ÍNDIO	2012	38	CG	11	574	381	-1,5	94,0	-0,83	30	82,0	-0,19	25	99,0	-0,85	37	99,0
73647	PITANGUEIRA 38-A252 (BIG BROTHER)	2001	38	CG	50	1105	675	0,1	47,0	2,48	51	1,0	-0,15	46	99,0	0,33	56	20,0
81719	PITANGUEIRA 38-B859 PITOCO	2002	38	CG	5	38	25	-0,7	77,0	-0,37	25	67,0	-0,01	23	60,0	-1,01	36	99,0
149420	PITANGUEIRA 38-I214 (BITREM)	2009	38	CG	21	1251	892	0,6	27,0	-1,49	64	95,0	-0,01	53	58,0	-0,38	70	85,0
198949	PITANGUEIRA 38-L140 CAPATAZ	2012	38	CG	16	107	50	0,3	37,0	2,03	37	2,0	-0,03	37	76,0	0,56	48	7,0

BRAFORD TOUROS PAIS ORDENADOR POR NOME

Reg	Nome	Nasc.	G. Sangue	Livro	Rebanhos	Filhos Desmama	Filhos Sobreano	IQG	%	Área de Olho de Lombo			Gordura Intramuscular			Acabamento de Carcaça		
										DEP	AC	%	DEP	AC	%	DEP	AC	%
286147	PITANGUEIRA 38-TEN5005 SAFADÃO	2014	38	CG	6	93	38	-0,1	52,0	-0,09	28	56,0	-0,06	26	89,0	0,14	34	37,0
IA-B043	RANCHO 316 T/E MAGNO	2007	38	ES	28	1244	860	2,4	1,0	2,83	61	0,5	0,03	57	29,0	-0,23	67	74,0
IA-B044	RANCHO 626 - T/E BOOMERANG	2010	38	ES	25	235	162	-1,1	86,0	-1,42	34	94,0	-0,05	31	88,0	-0,71	43	97,0
IA-B045	RANCHO 906 T/E X-BULL	2012	38	ES	44	1289	983	-0,6	71,0	2,36	60	1,0	-0,01	60	61,0	0,11	68	39,0
IA-B063	RANCHO 936 TE MAGICO	2012	38	ES	10	41	9	1,8	4,0	1,03	16	16,0	0,06	14	11,0	0,44	19	13,0
169489	RIO NEGRO 38-0013	2010	38	CG	1	65	58	0,5	32,0	-0,65	28	77,0	-0,08	27	96,0	-1,41	38	99,0
204745	RIO NEGRO 38-2055	2012	38	CG	5	147	104	-1,2	88,0	-0,30	34	65,0	-0,09	33	98,0	-1,04	44	99,0
155314	RIO NEGRO 38-9015	2009	38	CG	1	73	63	1,0	16,0	1,73	15	4,0	0,05	12	15,0	-1,32	20	99,0
155343	RIO NEGRO 38-9080	2009	38	CG	1	28	28	1,4	8,0	2,05	15	2,0	-0,10	14	98,0	0,05	21	46,0
326858	RIO NEGRO 38-TE6009	2016	38	CG	1	51	37	0,4	34,0	3,55	21	0,1	-0,01	20	55,0	-0,45	29	89,0
169773	RKK 38-2077	2010	38	CG	2	30	20	-1,1	87,0	-1,40	13	94,0	0,06	11	9,0	-1,04	19	99,0
168042	SANTA ANA 38-0163 DJOCKO	2010	38	CG	12	198	149	0,6	28,0	-0,49	35	72,0	-0,08	34	97,0	-0,42	45	87,0
102552	SANTA ANA 38-5017	2005	38	CG	1	295	137	0,1	45,0	0,65	40	27,0				1,06	49	0,5
139117	SANTA ANA 38-8211	2008	38	CG	7	160	104	1,1	14,0	-0,34	25	66,0	0,11	22	1,0	1,39	28	0,1
144908	SANTA ANA 38-8221	2008	38	CG	2	124	107	0,4	33,0	0,26	29	42,0	0,10	27	1,0	0,16	37	35,0
155526	SANTA ANA 38-9305	2009	38	CG	3	126	97	0,6	29,0	-0,91	16	84,0				-0,40	0	86,0
165849	SANTA ANA TE38-0007 (FILÉ)	2010	38	CG	4	65	32	0,1	46,0	-0,07	20	55,0	-0,08	17	95,0	0,50	22	10,0
320911	SANTA GERTRUDES 38-1068	2017	38	CG	2	22	8	1,4	9,0	1,53	18	6,0	0,00	17	51,0	-0,21	25	72,0
320902	SANTA GERTRUDES 38-1148 VERMOUHT	2017	38	CG	3	24	8	2,0	2,0	1,87	24	3,0	0,05	22	15,0	0,14	29	36,0
248525	SANTA GERTRUDES 38-266	2014	38	CG	1	75	75	0,8	22,0	0,84	13	21,0	-0,04	9	79,0	0,52	14	9,0
272787	SANTA HELENA 38-FIVI061 ADAMASTOR	2014	38	CG	3	55	51	3,1	0,5	0,05	12	51,0	-0,20	9	99,0	-0,82	15	99,0
262493	SANTA HELENA 38-TE1044 PUNTO FINAL	2014	38	CG	13	162	117	-0,9	82,0	2,47	55	1,0	0,00	53	51,0	-1,08	64	99,0
249627	SANTA PRENDA 14-R082	2014	14	CG	1	43	32	0,5	33,0	0,60	18	29,0	-0,02	16	67,0	0,54	23	8,0
90327	SANTA PRENDA 38-D050 BARAO	2003	38	CG	1	433	284	-1,1	87,0	2,60	41	0,5	0,20	40	0,1	1,07	52	0,5
329868	SANTA PRENDA 38-FIVV186	2017	38	CG	1	10	9	-0,3	62,0	1,79	26	4,0	0,03	27	25,0	0,73	34	3,0
135537	SANTA PRENDA 38-1027 VERMELHO 27	2007	38	CG	11	1201	924	-1,2	88,0	2,79	37	0,5	0,01	37	43,0	-0,46	48	89,0
244523	SANTA PRENDA 38-P080	2013	38	CG	1	13	7	-1,9	97,0	1,48	13	7,0				-0,57	14	94,0
249631	SANTA PRENDA 38-R083	2014	38	CG	1	22	17	-0,2	59,0	2,34	15	1,0	0,01	13	38,0	0,36	18	18,0
250095	SANTA PRENDA 38-R367	2014	38	CG	1	11	10	-0,9	81,0	0,46	15	34,0	-0,04	14	83,0	-1,61	23	99,0
271040	SANTA PRENDA 38-S016	2015	38	CG	1	79	62	0,4	35,0	1,18	37	12,0	0,02	37	33,0	0,95	48	1,0
271041	SANTA PRENDA 38-S017	2015	38	CG	1	22	21	0,4	34,0	1,18	27	12,0	-0,02	28	65,0	0,56	39	8,0
271090	SANTA PRENDA 38-S064 SELETO	2015	38	CG	2	294	235	-0,7	77,0	3,55	51	0,1	-0,15	51	99,0	-0,67	60	96,0
271095	SANTA PRENDA 38-S069	2015	38	CG	1	32	24	1,3	9,0	1,82	19	3,0	-0,13	17	99,0	-0,23	27	73,0
271149	SANTA PRENDA 38-S123	2015	38	CG	1	30	20	-2,1	98,0	-0,21	23	61,0	-0,22	22	99,0	0,24	32	27,0
271168	SANTA PRENDA 38-S143	2015	38	CG	1	47	26	-0,7	75,0	-1,05	30	88,0	-0,03	30	71,0	-0,24	42	75,0
300008	SANTA PRENDA 38-T334	2016	38	CG	1	11	8	-0,6	73,0	0,02	20	52,0	-0,03	20	76,0	-0,09	30	60,0
325562	SANTA PRENDA 38-V134	2017	38	CG	1	27	21	1,2	11,0	3,53	23	0,1	-0,02	23	69,0	0,24	33	28,0

BRAFORD TOUROS PAIS ORDENADOR POR NOME

Reg	Nome	Nasc.	G. Sangue	Livro	Rebanhos	Filhos Desmama	Filhos Sobreano	IQG	%	Área de Olho de Lombo			Gordura Intramuscular			Acabamento de Carcaça		
										DEP	AC	%	DEP	AC	%	DEP	AC	%
349364	SANTA PRENDA 38-X157	2018	38	CG	1	13	3	2,1	2,0	3,08	19	0,1	0,02	18	30,0	0,34	22	19,0
143119	SANTA TEREZA 38-D1369 MONTREAL	2008	38	CG	7	74	78	2,4	1,0	-0,03	35	54,0	0,20	32	0,1	-0,52	41	92,0
197216	SANTA TEREZA 38-H2086 XEQUE-MATE	2012	38	CG	8	107	86	0,9	19,0	0,80	20	22,0	-0,11	18	99,0	0,63	26	5,0
194602	SANTA TEREZA 38-H2134 MARQUÊS	2012	38	CG	12	119	56	2,3	1,0	0,68	33	26,0	0,11	32	1,0	0,67	43	4,0
252033	SANTA TEREZA 38-J2506	2014	38	CG	1	43	40	4,3	0,1	4,27	33	0,1	-0,09	33	97,0	1,21	43	0,1
282899	SANTA TEREZA 38-K2670	2015	38	CG	1	26	25	0,4	34,0	-0,49	26	71,0	0,07	26	5,0	-0,79	35	98,0
298684	SANTA TEREZA 38-K2754	2015	38	CG	1	22	21	2,0	3,0	0,08	36	49,0	0,07	37	7,0	-0,17	47	68,0
312206	SANTA TEREZA 38-L2884	2016	38	CG	1	15	14	1,7	4,0	0,18	35	45,0	-0,02	37	69,0	0,48	46	11,0
150372	SANTA TEREZA E1541	2009	38	CG	4	75	56	0,8	23,0	2,57	27	0,5	-0,07	27	93,0	-0,69	38	97,0
149229	SAO BENTO 38-J069	2009	38	CG	1	40	12	1,7	4,0	5,35	18	0,1				0,53	21	8,0
149230	SAO BENTO 38-J085 METRALHA	2009	38	CG	20	318	216	0,2	44,0	3,67	33	0,1	-0,11	21	99,0	0,10	43	40,0
169595	SAO BENTO 38-K182	2010	38	CG	2	177	119	0,1	44,0	6,88	46	0,1	0,08	33	5,0	1,85	55	0,1
159851	SAO BENTO 38-K379	2010	38	CG	3	245	77	1,9	3,0	4,71	42	0,1	-0,19	40	99,0	0,04	51	47,0
188874	SAO BENTO 38-L085	2011	38	CG	1	99	77	0,5	30,0	1,64	20	5,0	-0,04	15	81,0	-0,77	24	98,0
235987	SAO BENTO 38-PI35 FRONTERO	2013	38	CG	8	82	73	1,2	12,0	1,87	27	3,0	0,09	25	3,0	0,16	34	34,0
248597	SAO BENTO 38-Q072	2014	38	CG	1	27	15	2,0	2,0	2,48	19	1,0	-0,08	17	95,0	-0,43	20	88,0
251486	SAO BENTO 38-Q134 SULINO	2014	38	CG	11	152	116	2,2	1,0	-1,53	38	95,0	0,14	37	0,5	0,34	54	19,0
271997	SAO BENTO 38-R238	2015	38	CG	1	13	8	2,1	2,0	3,83	33	0,1	0,02	34	36,0	1,22	52	0,1
294877	SAO BENTO 38-S019	2016	38	CG	1	28	13	0,5	33,0	5,36	39	0,1	0,05	31	13,0	2,17	56	0,1
349582	SAO BENTO 38-U063	2018	38	CG	1	15	11	2,3	1,0	3,51	13	0,1	0,04	11	17,0	0,59	17	6,0
149285	SAO BENTO J231	2009	38	CG	1	35	30	1,8	4,0	2,43	32	1,0	0,17	32	0,1	1,86	43	0,1
149284	SAO BENTO38- J043	2009	38	CG	1	29	22	2,2	2,0	6,90	27	0,1				1,29	36	0,1
119106	SAO LUCAS 38-2405 VAQUEANO	2006	38	CG	15	459	266	-0,1	55,0	-0,30	24	65,0	-0,01	20	62,0	0,07	27	44,0
126714	SAO LUIZ 38-7I02 TORRESMO DA PEDRO SURREAUX	2007	38	CG	12	290	214	2,1	2,0	0,95	19	18,0	-0,03	15	77,0	0,96	22	1,0
201716	SAO LUIZ 38-C361 DA PEDRO SURREAUX CINAMOMO	2011	38	CG	8	164	60	1,8	4,0	0,17	32	45,0	-0,04	32	78,0	-0,16	43	67,0
219597	SAO LUIZ 38-D131 DA PEDRO SURREAUX	2012	38	CG	2	66	43	0,5	31,0	-1,67	12	96,0	-0,06	9	91,0	-0,17	14	68,0
112031	SAO MIGUEL 38-9257	2006	38	CG	1	55	46	-0,8	78,0	0,41	28	36,0				0,46	0	12,0
111100	SAO MIGUEL 38-9309 TAURA	2006	38	CG	35	1195	822	-0,1	53,0	0,95	44	18,0	-0,17	41	99,0	0,51	50	9,0
217223	SÃO MIGUEL 38-D237 NACIONAL	2013	38	CG	3	243	223	0,5	32,0	1,49	20	7,0	-0,05	17	86,0	0,69	22	4,0
188018	SÃO MIGUEL 38-TEC47 ANAMA	2012	38	CG	22	348	125	-0,6	73,0	0,50	37	33,0	-0,01	36	56,0	0,30	46	23,0
303186	SBV 38-TE15015 MONTARÁ	2015	38	CG	2	37	26	1,0	15,0	2,65	33	0,5	-0,04	33	78,0	-0,06	44	57,0
321758	SBV 38-TE17005	2017	38	CG	1	24	21	1,9	3,0	1,89	18	3,0	-0,01	17	59,0	0,96	20	1,0
223452	SERENO 38-3082	2013	38	CG	1	31	30	0,1	47,0	-0,74	30	80,0	0,23	30	0,1	-0,12	40	64,0
223239	SERENO 38-3127	2013	38	CG	1	16	15	1,5	7,0	0,29	31	40,0	0,00	31	46,0	-0,43	51	88,0
223341	SERENO 38-3201 JACARE	2013	38	CG	2	63	53	1,0	15,0	0,68	14	26,0	0,04	11	17,0	0,76	16	2,0

BRAFORD TOUROS PAIS ORDENADOR POR NOME

Reg	Nome	Nasc.	G. Sangue	Livro	Rebanhos	Filhos Desmama	Filhos Sobreano	IQG	%	Área de Olho de Lombo			Gordura Intramuscular			Acabamento de Carça		
										DEP	AC	%	DEP	AC	%	DEP	AC	%
168667	SERENO 38-TE0080	2010	38	CG	2	66	50	1,1	13,0	1,12	23	14,0	-0,02	20	70,0	0,75	27	3,0
181526	SERENO 38-TE1001	2011	38	CG	4	264	238	3,2	0,1	1,49	44	7,0	-0,08	43	95,0	0,50	51	10,0
309967	SERENO 38-TE15019	2015	38	CG	1	13	13	1,5	7,0	2,34	34	1,0	0,04	35	21,0	1,31	42	0,1
294846	SERENO 38-TE15543 MAESTRO	2015	38	CG	2	21	19	1,4	9,0	2,02	29	2,0	-0,18	28	99,0	-0,37	36	84,0
332479	SERENO 38-TE16019 SAMURAI	2016	38	CG	5	83	60	2,3	1,0	1,28	48	10,0	0,10	48	2,0	0,00	57	51,0
331593	SERENO 38-TE16045 MANECO	2016	38	CG	1	27	29	3,1	0,1	0,63	20	28,0	-0,02	19	70,0	1,00	25	0,5
350002	SERENO 38-TE17138 MOLINO	2017	38	CG	1	52	50	3,3	0,1	1,22	17	11,0	-0,06	16	91,0	1,05	20	0,5
350006	SERENO 38-TE17257 STALONE	2017	38	CG	3	112	61	0,8	22,0	0,79	33	23,0	-0,16	33	99,0	0,16	42	35,0
82507	SINA SINA 38-B155	2002	38	CG	1	88	66	-0,4	65,0	2,17	26	1,0				0,12	0	38,0

HEREFORD TOUROS JOVENS ORDENADOS POR ÁREA DE OLHO DE LOMBO - TOP 1%

*Critérios: filhos: min 0 | rebanhos: min 0 | acurácia: min 0 | percentil: max 100 | ordem: IQG

Reg	Nome	Nasc.	Livro	IQG	%	Área de Olho de Lombo			Gordura Intramuscular			Acabamento de Carcaça		
						DEP	AC	%	DEP	AC	%	DEP	AC	%
n265936	TAMANCA RI59	2020	PC	1,9	3,0	4,55	32	0,1	0,05	34	16,0	0,03	52	47,0
n265939	TAMANCA RI62	2020	PC	0,6	28,0	4,25	28	0,1	0,00	31	51,0	1,26	51	0,1
n265934	TAMANCA RI57	2020	PC	1,5	7,0	4,12	29	0,1	0,03	31	29,0	-0,38	51	85,0
264903	SJ T038	2020	PC	3,5	0,1	4,10	22	0,1	0,15	23	0,1	1,80	43	0,1
n265909	TAMANCA RI32	2020	PC	1,2	12,0	3,84	29	0,1	-0,06	31	90,0	0,06	51	44,0
267229	SJ T020	2020	PC	1,7	5,0	3,82	24	0,1	0,12	26	0,5	3,24	45	0,1
n265924	TAMANCA RI47	2020	PC	1,4	8,0	3,71	28	0,1	-0,10	30	99,0	0,13	51	38,0
n265887	TAMANCA RI04	2020	PC	1,5	7,0	3,69	30	0,1	-0,12	32	99,0	0,94	52	1,0
n265953	TAMANCA RI79	2020	PC	1,6	6,0	3,61	32	0,1	0,01	34	42,0	-0,09	53	61,0
n265907	TAMANCA RI30	2020	PC	3,3	0,1	3,59	27	0,1	-0,07	30	93,0	0,28	50	24,0
n265967	TAMANCA RI93	2020	PC	1,8	3,0	3,54	27	0,1	0,04	29	19,0	0,23	50	28,0
n265890	TAMANCA RI07	2020	PC	2,2	1,0	3,41	30	0,1	-0,11	32	99,0	-0,62	51	95,0
n265914	TAMANCA RI37	2020	PC	3,1	0,1	3,35	27	0,1	0,12	29	0,5	-0,19	50	70,0
n265950	TAMANCA RI76	2020	PC	1,6	5,0	3,33	31	0,1	-0,10	34	99,0	1,35	52	0,1
n266227	SANTA TEREZA P3878	2020	PC	1,0	17,0	3,20	25	0,1	-0,02	27	70,0	0,84	49	1,0
264935	SJ TI48	2020	PC	3,4	0,1	3,15	21	0,1	0,08	23	5,0	1,66	43	0,1
n265968	TAMANCA RI94	2020	PC	2,0	2,0	3,14	31	0,1	0,00	32	46,0	1,28	52	0,1
n265956	TAMANCA RI82	2020	PC	2,2	1,0	3,06	28	0,1	0,01	30	42,0	-0,07	51	58,0
n265920	TAMANCA RI43	2020	PC	1,2	11,0	3,02	30	0,5	-0,07	32	95,0	0,13	52	37,0
n265902	TAMANCA RI23	2020	PC	1,1	13,0	2,97	30	0,5	0,02	32	34,0	0,39	52	16,0
263969	SJ T046	2020	PC	1,7	4,0	2,93	25	0,5	0,02	27	31,0	3,20	45	0,1
255990	TAMANCA P007 OLVIDO R014	2020	PO	-0,4	65,0	2,90	28	0,5	-0,10	30	99,0	0,08	51	42,0
n265906	TAMANCA RI29	2020	PC	2,5	1,0	2,89	29	0,5	-0,03	31	76,0	0,83	51	2,0
n266211	SANTA TEREZA P3782	2020	PC	0,4	34,0	2,85	24	0,5	-0,03	27	71,0	-0,46	48	89,0
n265978	TAMANCA R204	2020	PC	0,9	18,0	2,71	29	0,5	-0,02	32	64,0	-0,44	51	88,0
256004	TAMANCA ORIENTAL R027	2020	PO	3,3	0,1	2,69	27	0,5	0,01	29	44,0	0,20	50	31,0
n264555	SJ TI56	2020	PC	2,8	0,5	2,68	21	0,5	0,08	23	4,0	2,29	41	0,1
n264539	SJ T094	2020	PC	2,1	2,0	2,67	21	0,5	0,21	23	0,1	0,75	43	3,0
n265946	TAMANCA RI71	2020	PC	2,5	1,0	2,65	28	0,5	0,03	31	23,0	-0,22	51	73,0
n265938	TAMANCA RI61	2020	PC	1,4	8,0	2,65	31	0,5	-0,01	33	62,0	0,73	52	3,0
n265895	TAMANCA RI14	2020	PC	0,3	40,0	2,57	30	0,5	-0,16	32	99,0	-0,32	51	81,0
n265932	TAMANCA RI55	2020	PC	0,9	19,0	2,55	30	0,5	0,05	33	14,0	0,42	52	14,0
n265903	TAMANCA RI24	2020	PC	1,4	9,0	2,52	29	1,0	-0,06	31	90,0	-0,61	51	95,0
n265980	TAMANCA R206	2020	PC	2,0	3,0	2,51	31	1,0	0,01	33	38,0	-0,54	52	93,0

HEREFORD TOUROS JOVENS ORDENADOS POR ÁREA DE OLHO DE LOMBO - TOP 1%

*Critérios: filhos: min 0 | rebanhos: min 0 | acurácia: min 0 | percentil: max 100 | ordem: IQG

Reg	Nome	Nasc.	Livro	IQG	%	Área de Olho de Lombo			Gordura Intramuscular			Acabamento de Carça		
						DEP	AC	%	DEP	AC	%	DEP	AC	%
n265988	TAMANCA R214	2020	PC	1,9	3,0	2,50	28	1,0	0,15	31	0,1	0,70	51	3,0
n265972	TAMANCA R198	2020	PC	2,6	0,5	2,49	31	1,0	-0,01	33	58,0	0,19	52	32,0
n265897	TAMANCA R116	2020	PC	1,7	5,0	2,47	30	1,0	0,01	32	38,0	0,64	52	5,0
n266004	TAMANCA R231	2020	PC	0,8	22,0	2,34	29	1,0	0,17	31	0,1	0,32	49	21,0
n265894	TAMANCA R113	2020	PC	1,6	6,0	2,33	28	1,0	0,05	30	12,0	-0,40	51	86,0
n265952	TAMANCA R178	2020	PC	1,5	7,0	2,33	28	1,0	0,02	30	31,0	0,19	51	31,0
n265904	TAMANCA R125	2020	PC	1,8	4,0	2,31	27	1,0	0,02	30	33,0	1,28	50	0,1
255229	CANOA MIRIM 166	2020	PO	1,4	9,0	2,31	20	1,0	-0,02	22	70,0	0,05	39	46,0
255274	CANOA MIRIM 174	2020	PO	2,2	1,0	2,30	21	1,0	-0,04	23	78,0	3,00	40	0,1
n264565	SJ T180	2020	PC	2,3	1,0	2,22	21	1,0	0,03	23	23,0	-0,49	43	91,0
256035	TAMANCA NICACO R063	2020	PO	1,5	7,0	2,22	29	1,0	-0,07	32	92,0	0,65	51	5,0
255987	TAMANCA NICACO R009	2020	PO	2,3	1,0	2,19	29	1,0	-0,13	32	99,0	0,25	51	26,0

HEREFORD TOUROS JOVENS ORDENADOS POR GORDURA INTRAMUSCULAR - TOP 1%

Reg	Nome	Nasc.	Livro	IQG	%	Área de Olho de Lombo			Gordura Intramuscular			Acabamento de Carcaça		
						DEP	AC	%	DEP	AC	%	DEP	AC	%
n264901	SJ T032	2020	PC	3,3	0,1	0,70	22	25,0	0,27	24	0,1	0,19	43	32,0
n264542	SJ T114	2020	PC	3,1	0,5	2,00	21	2,0	0,22	23	0,1	1,79	43	0,1
255342	MAE RAINHA Z 406 RANGER EXPLORER	2020	PO	4,9	0,1	-1,64	24	96,0	0,21	26	0,1	5,38	48	0,1
n264539	SJ T094	2020	PC	2,1	2,0	2,67	21	0,5	0,21	23	0,1	0,75	43	3,0
n265943	TAMANCA R166	2020	PC	-0,1	55,0	1,32	32	10,0	0,20	34	0,1	0,78	52	2,0
n265911	TAMANCA R134	2020	PC	1,1	15,0	-1,24	28	91,0	0,19	30	0,1	0,26	50	25,0
n264007	SJ T048	2020	PC	2,3	1,0	-0,53	21	73,0	0,18	22	0,1	-1,81	43	99,0
n264692	SFX 2349	2020	PC	0,0	50,0	-0,60	22	75,0	0,18	24	0,1	-0,53	45	92,0
n264919	SJ T106	2020	PC	2,4	1,0	-0,25	20	63,0	0,17	22	0,1	0,06	43	44,0
n264015	SJ T072	2020	PC	1,7	4,0	-0,54	21	73,0	0,17	23	0,1	0,16	43	35,0
n265356	DOM VITOR TOYOTA 965	2020	PC	1,7	4,0	-1,69	26	97,0	0,17	28	0,1	-0,72	50	97,0
255264	CANOA MIRIM 161	2020	PO	1,5	6,0	0,63	17	28,0	0,17	19	0,1	0,99	38	0,5
n265949	TAMANCA R175	2020	PC	0,8	22,0	1,25	32	11,0	0,17	34	0,1	0,45	53	12,0
n266004	TAMANCA R231	2020	PC	0,8	22,0	2,34	29	1,0	0,17	31	0,1	0,32	49	21,0
n265930	TAMANCA R153	2020	PC	-0,1	54,0	1,37	30	9,0	0,17	32	0,1	-0,07	52	58,0
n265970	TAMANCA R196	2020	PC	3,5	0,1	2,06	32	2,0	0,15	34	0,1	0,22	52	29,0
264903	SJ T038	2020	PC	3,5	0,1	4,10	22	0,1	0,15	23	0,1	1,80	43	0,1
n266892	DOM VITOR BASIC 1007	2020	PC	2,9	0,5	-2,77	25	99,0	0,15	27	0,1	0,16	49	35,0
n265988	TAMANCA R214	2020	PC	1,9	3,0	2,50	28	1,0	0,15	31	0,1	0,70	51	3,0
n264926	SJ T124	2020	PC	2,9	0,5	-0,43	21	69,0	0,14	24	0,5	-1,22	44	99,0
n265337	DOM VITOR TOYOTA 927	2020	PC	2,3	1,0	0,29	26	40,0	0,14	28	0,5	-1,02	50	99,0
n264690	SFX 2307	2020	PC	2,1	2,0	0,42	25	35,0	0,14	27	0,5	0,66	47	4,0
n264150	SJ T104	2020	PC	1,4	7,0	-0,68	21	78,0	0,14	23	0,5	-1,28	43	99,0
n266711	DOM VITOR BOOMER 1005	2020	PC	0,6	26,0	-1,75	26	97,0	0,14	28	0,5	0,48	50	11,0
n264016	SJ T074	2020	PC	2,0	2,0	0,16	21	46,0	0,13	23	0,5	0,20	43	31,0
n264541	SJ T100	2020	PC	1,2	12,0	0,87	22	20,0	0,13	24	0,5	-1,68	44	99,0
n265914	TAMANCA R137	2020	PC	3,1	0,1	3,35	27	0,1	0,12	29	0,5	-0,19	50	70,0
267229	SJ T020	2020	PC	1,7	5,0	3,82	24	0,1	0,12	26	0,5	3,24	45	0,1
256030	TAMANCA O RENGO R058	2020	PO	1,5	6,0	0,08	29	49,0	0,11	31	1,0	-0,37	51	84,0
n263968	SJ T042	2020	PC	1,3	10,0	-0,23	24	62,0	0,11	26	1,0	4,75	45	0,1
n265989	TAMANCA R215	2020	PC	1,0	17,0	1,65	29	5,0	0,11	31	1,0	-0,05	51	56,0
n269491	SJ T064	2020	PC	0,8	21,0	1,62	21	5,0	0,11	23	1,0	-0,66	43	96,0
n264754	SFX 2317	2020	PC	0,3	38,0	0,58	24	29,0	0,11	26	1,0	-0,02	46	54,0
n266716	DOM VITOR BOOMER 1017	2020	PC	-0,1	54,0	-2,01	26	98,0	0,11	28	1,0	0,10	50	40,0
n264906	SJ T054	2020	PC	2,9	0,5	0,30	21	40,0	0,10	23	1,0	-0,21	43	72,0
n264535	SJ T034	2020	PC	0,8	21,0	1,42	20	8,0	0,10	22	1,0	3,36	30	0,1

HEREFORD TOUROS JOVENS ORDENADOS POR ACABAMENTO DE CARÇAÇA - TOP 0,1%

Reg	Nome	Nasc.	Livro	IQG	%	Área de Olho de Lombo			Gordura Intramuscular			Acabamento de Carçaça		
						DEP	AC	%	DEP	AC	%	DEP	AC	%
255342	MAE RAINHA Z 406 RANGER EXPLORER	2020	PO	4,9	0,1	-1,64	24	96,0	0,21	26	0,1	5,38	48	0,1
n263968	SJ T042	2020	PC	1,3	10,0	-0,23	24	62,0	0,11	26	1,0	4,75	45	0,1
255226	CANOA MIRIM 167	2020	PO	1,4	8,0	0,36	20	38,0	0,05	22	12,0	4,64	39	0,1
n264928	SJ T130	2020	PC	1,8	4,0	-0,94	22	85,0	0,06	24	9,0	3,47	44	0,1
n264535	SJ T034	2020	PC	0,8	21,0	1,42	20	8,0	0,10	22	1,0	3,36	30	0,1
267229	SJ T020	2020	PC	1,7	5,0	3,82	24	0,1	0,12	26	0,5	3,24	45	0,1
263969	SJ T046	2020	PC	1,7	4,0	2,93	25	0,5	0,02	27	31,0	3,20	45	0,1
255274	CANOA MIRIM 174	2020	PO	2,2	1,0	2,30	21	1,0	-0,04	23	78,0	3,00	40	0,1
n265256	SJ T036	2020	PC	2,5	1,0	2,08	20	2,0	0,06	22	8,0	2,48	43	0,1
n264555	SJ T156	2020	PC	2,8	0,5	2,68	21	0,5	0,08	23	4,0	2,29	41	0,1
264903	SJ T038	2020	PC	3,5	0,1	4,10	22	0,1	0,15	23	0,1	1,80	43	0,1
n264542	SJ T114	2020	PC	3,1	0,5	2,00	21	2,0	0,22	23	0,1	1,79	43	0,1
264935	SJ T148	2020	PC	3,4	0,1	3,15	21	0,1	0,08	23	5,0	1,66	43	0,1
n264913	SJ T088	2020	PC	1,8	4,0	0,80	21	22,0	0,01	23	40,0	1,62	43	0,1
n266710	DOM VITOR BOOMER 1003	2020	PC	1,4	8,0	-0,79	28	81,0	0,09	30	3,0	1,58	51	0,1
255345	MAE RAINHA Z 405 EXPLORER	2020	PO	4,3	0,1	-2,52	24	99,0	0,00	26	51,0	1,50	47	0,1
n264017	SJ T082	2020	PC	1,4	8,0	-0,39	21	68,0	0,04	23	17,0	1,46	43	0,1
255808	DOM VITOR LAGUNERO 221	2020	PO	1,9	3,0	-0,48	24	71,0	-0,03	26	76,0	1,42	49	0,1
255430	BORTOLOZZO TE08 TRUST	2020	PO	-0,2	56,0	0,00	6	53,0				1,38	12	0,1
n265950	TAMANCA R176	2020	PC	1,6	5,0	3,33	31	0,1	-0,10	34	99,0	1,35	52	0,1
n265968	TAMANCA R194	2020	PC	2,0	2,0	3,14	31	0,1	0,00	32	46,0	1,28	52	0,1
n265904	TAMANCA R125	2020	PC	1,8	4,0	2,31	27	1,0	0,02	30	33,0	1,28	50	0,1
n265939	TAMANCA R162	2020	PC	0,6	28,0	4,25	28	0,1	0,00	31	51,0	1,26	51	0,1
n264563	SJ T176	2020	PC	3,4	0,1	0,70	20	25,0	0,07	22	8,0	1,24	43	0,1
n266203	SANTA TEREZA P3746	2020	PC	0,2	43,0	1,61	25	5,0	0,00	27	53,0	1,09	49	0,5
n266219	SANTA TEREZA P3828	2020	PC	1,5	6,0	1,21	25	12,0	-0,07	27	93,0	1,08	49	0,5
255429	BORTOLOZZO TE07 TRUST	2020	PO	0,2	43,0	1,48	6	7,0				1,08	0	0,5
255264	CANOA MIRIM 161	2020	PO	1,5	6,0	0,63	17	28,0	0,17	19	0,1	0,99	38	0,5
n265887	TAMANCA R104	2020	PC	1,5	7,0	3,69	30	0,1	-0,12	32	99,0	0,94	52	1,0
255806	DOM VITOR LAGUNERO 215	2020	PO	0,5	32,0	-0,90	25	84,0	0,02	27	35,0	0,94	49	1,0
n266198	SANTA TEREZA P3714	2020	PC	1,4	8,0	1,27	24	11,0	0,01	27	39,0	0,92	49	1,0
n264788	SFX 2365	2020	PC	-0,1	54,0	0,45	23	34,0	-0,03	26	72,0	0,87	46	1,0
n266227	SANTA TEREZA P3878	2020	PC	1,0	17,0	3,20	25	0,1	-0,02	27	70,0	0,84	49	1,0
n266722	DOM VITOR BOOMER 997	2020	PC	0,7	24,0	-2,13	27	99,0	0,03	29	29,0	0,84	50	1,0

BRAFORD TOUROS JOVENS ORDENADOS POR ÁREA DE OLHO DE LOMBO - TOP 1%

Reg	Nome	Nasc.	Grau Sangue	Livro	IQG	%	Área de Olho de Lombo			Gordura Intramuscular			Acabamento de Carcaça		
							DEP	AC	%	DEP	AC	%	DEP	AC	%
410790	ESTÂNCIA AURORA 38-FIVA20035 CABURÉ	2020	38	CG	4,6	0,1	8,97	31	0,1				4,77	52	0,1
386800	MÃE RAINHA 38-Z74 MAGNO EXPERTO	2020	38	CG	5,9	0,1	7,26	30	0,1	-0,15	31	99,0	9,96	50	0,1
388119	SAO BENTO 38-TEX026	2020	38	CG	3,1	0,1	7,25	29	0,1	-0,10	30	99,0	3,26	50	0,1
386709	MÃE RAINHA 38-Z62 RAULITO MAESTRO	2020	38	CG	5,3	0,1	6,91	27	0,1	0,14	29	0,1	0,17	0	34,0
411498	SAO BENTO 38-TEX043	2020	38	CG	2,8	0,5	6,85	30	0,1	-0,02	31	64,0	0,94	50	1,0
n387778	SAO BENTO X083	2020		CG	0,1	46,0	6,74	27	0,1	0,05	27	14,0	0,53	49	9,0
402669	SAO BENTO 38-TEX017	2020	38	CG	2,4	1,0	6,28	29	0,1	-0,12	30	99,0	1,83	50	0,1
n386791	MAE RAINHA Z88	2020		CG	4,8	0,1	6,24	26	0,1	-0,15	28	99,0	-1,63	49	99,0
388118	SAO BENTO 38-TEX013	2020	38	CG	2,6	0,5	6,16	29	0,1	-0,10	30	99,0	1,88	0	0,1
n381503	SANTA PRENDA Z056	2020		CG	1,1	14,0	5,95	22	0,1	0,01	23	45,0	-0,07	46	58,0
n386704	MÃE RAINHA Z51 RAULITO EXPERTO	2020		CG	3,5	0,1	5,66	28	0,1	-0,16	30	99,0	-1,48	50	99,0
387870	SAO BENTO 38-TEX042	2020	38	CG	2,9	0,5	5,63	29	0,1	-0,13	30	99,0	5,31	50	0,1
410791	ESTÂNCIA AURORA 38-FIVA20051 CURUPY	2020	38	CG	3,6	0,1	5,06	30	0,1				3,05	51	0,1
n392411	SANTA TEREZA P4236	2020		CG	2,7	0,5	5,06	23	0,1	0,07	25	5,0	-0,81	49	98,0
n386796	MAE RAINHA Z93	2020		CG	3,9	0,1	5,00	25	0,1	-0,06	28	91,0	-0,95	49	99,0
n386760	MAE RAINHA Z75	2020		CG	2,6	1,0	4,85	25	0,1	-0,12	27	99,0	-0,90	48	99,0
n393320	SAO BENTO TEX014	2020		CG	1,7	4,0	4,80	29	0,1	-0,05	30	85,0	1,57	50	0,1
n381844	SANTA PRENDA Z323	2020		CG	-0,2	56,0	4,53	22	0,1	0,04	24	18,0	-1,62	46	99,0
n387774	SAO BENTO X011	2020		CG	2,1	2,0	4,36	24	0,1	-0,01	26	54,0	3,57	48	0,1
n387672	SANTA PRENDA Z116	2020		CG	3,3	0,1	4,30	26	0,1	-0,16	27	99,0	1,09	45	0,5
n387669	SANTA PRENDA Z107	2020		CG	3,7	0,1	4,25	24	0,1	-0,18	25	99,0	2,75	40	0,1
n392437	SANTA TEREZA P4322	2020		CG	0,7	23,0	4,25	22	0,1	0,04	25	22,0	0,03	48	48,0
n386711	MÃE RAINHA Z67 SEPE MAESTRO	2020		CG	1,8	4,0	4,24	28	0,1	0,06	30	10,0	-2,16	50	99,0
n397176	SAO BENTO X259	2020		CG	3,8	0,1	4,22	23	0,1	0,05	24	15,0	0,90	47	1,0
n393318	SAO BENTO TEX010	2020		CG	1,9	3,0	4,15	29	0,1	-0,12	30	99,0	1,36	50	0,1
n381502	SANTA PRENDA Z054	2020		CG	-0,1	55,0	4,00	24	0,1	-0,06	26	91,0	0,70	44	3,0
405957	SERENO 38-TE20059	2020	38	CG	1,8	4,0	3,71	26	0,1	-0,08	28	97,0	-0,05	45	56,0
n387942	SANTA PRENDA Z094	2020		CG	-0,9	81,0	3,59	22	0,1	0,01	24	41,0	-0,87	45	99,0
n393327	SAO BENTO TEX035	2020		CG	1,3	10,0	3,51	29	0,1	-0,12	30	99,0	1,31	50	0,1
n399198	GIULIA 1017	2020		CG	2,1	2,0	3,49	17	0,1	0,09	19	3,0	-1,18	37	99,0
387775	SAO BENTO 38-X025	2020	38	CG	1,2	11,0	3,42	24	0,1	0,00	26	48,0	3,44	48	0,1
n386786	MÃE RAINHA Z79 METRALHA MAESTRO	2020		CG	3,0	0,5	3,32	27	0,1	-0,16	28	99,0	-0,88	49	99,0
n381800	SANTA PRENDA Z067	2020		CG	2,0	2,0	3,32	20	0,1	-0,04	22	78,0	-0,18	38	69,0
n393119	SANTA TEREZA P4194	2020		CG	1,5	7,0	3,31	28	0,1	-0,08	29	96,0	1,18	50	0,5
n387674	SANTA PRENDA Z118	2020		CG	3,7	0,1	3,28	26	0,1	-0,05	27	87,0	3,25	45	0,1
n386797	MAE RAINHA Z94	2020		CG	3,1	0,5	3,19	27	0,1	-0,16	29	99,0	1,00	49	0,5
n386789	MÃE RAINHA Z86 X-BULL	2020		CG	2,6	1,0	3,18	28	0,1	0,03	30	25,0	1,47	50	0,1
n392401	SANTA TEREZA P4182	2020		CG	2,9	0,5	3,05	28	0,1	0,16	29	0,1	-2,11	50	99,0

BRAFORD TOUROS JOVENS ORDENADOS POR ÁREA DE OLHO DE LOMBO - TOP 1%

Reg	Nome	Nasc.	Grau Sangue	Livro	IQG	%	Área de Olho de Lombo			Gordura Intramuscular			Acabamento de Carcaça		
							DEP	AC	%	DEP	AC	%	DEP	AC	%
n392500	SANTA TEREZA P4174	2020		CG	3,4	0,1	3,03	26	0,1	0,02	28	32,0	0,21	50	30,0
n387677	SANTA PRENDA Z150	2020		CG	-0,5	71,0	2,91	25	0,5	-0,02	27	66,0	0,58	47	7,0
n392496	SANTA TEREZA P4156	2020		CG	2,6	0,5	2,88	26	0,5	0,04	28	22,0	1,17	50	0,5
376232	38-0246 OEMA DI MARIA BRAFORD	2020	38	CG	2,5	1,0	2,87	19	0,5	0,03	21	29,0	-0,99	39	99,0
n401626	UMBU 067	2020		CG	1,1	13,0	2,84	17	0,5	-0,03	19	74,0	0,34	38	20,0
405956	SERENO 38-TE20057	2020	38	CG	1,3	9,0	2,82	26	0,5	-0,06	28	90,0	-0,72	46	97,0
n418013	BARRAGEM BRAFORD M016	2020		CG	0,9	19,0	2,79	20	0,5	-0,01	22	60,0	-1,64	44	99,0
n386989	MÃE RAINHA Z55 TREVO SENHOR	2020		CG	2,3	1,0	2,77	27	0,5	-0,06	29	89,0	-0,74	49	98,0
418423	SERENO 38-TE20055	2020	38	CG	1,2	12,0	2,72	26	0,5	-0,02	28	63,0	0,06	46	44,0
n387673	SANTA PRENDA Z117	2020		CG	4,3	0,1	2,70	26	0,5	-0,03	27	75,0	0,80	45	2,0
n381816	SANTA PRENDA Z180	2020		CG	1,0	16,0	2,67	23	0,5	0,02	25	34,0	0,86	46	1,0
n392491	SANTA TEREZA P4140	2020		CG	-0,2	59,0	2,67	26	0,5	-0,07	28	94,0	-1,17	49	99,0
418421	SERENO 38-TE20045	2020	38	CG	0,9	18,0	2,66	26	0,5	-0,07	28	94,0	-0,59	46	94,0
n392501	SANTA TEREZA P4178	2020		CG	-0,1	52,0	2,61	25	0,5	-0,02	27	68,0	0,34	50	19,0
n381838	SANTA PRENDA Z305	2020		CG	0,2	41,0	2,60	22	0,5	0,01	24	42,0	-0,90	46	99,0
n381499	SANTA PRENDA 38-Z049	2020	38	CG	0,1	44,0	2,59	23	0,5	-0,06	24	89,0	-0,12	39	63,0
n381535	SANTA PRENDA Z158	2020		CG	-0,2	59,0	2,57	23	0,5	0,01	25	43,0	0,79	46	2,0
n392422	SANTA TEREZA P4276	2020		CG	3,3	0,1	2,56	22	0,5	0,01	24	43,0	2,10	48	0,1
n381087	ESTÂNCIA AURORA A20419	2020		CG	4,6	0,1	2,54	26	0,5				0,17	50	33,0
n403815	MÃE RAINHA Z56 TREVO MAESTRO	2020		CG	2,2	2,0	2,52	27	1,0	-0,15	29	99,0	-0,31	49	80,0
418420	SERENO 38-TE20037	2020	38	CG	0,8	21,0	2,50	26	1,0	-0,02	28	65,0	-0,46	47	89,0
n387782	SAO BENTO X103	2020		CG	-0,7	74,0	2,48	25	1,0	-0,01	26	56,0	0,44	48	13,0
n381802	SANTA PRENDA Z084	2020		CG	0,7	24,0	2,45	26	1,0	-0,15	27	99,0	-0,38	45	85,0
n392490	SANTA TEREZA P4124	2020		CG	0,8	22,0	2,43	26	1,0	-0,06	28	91,0	2,21	50	0,1
n387781	SAO BENTO X102	2020		CG	0,2	43,0	2,42	24	1,0	-0,02	26	65,0	0,60	48	6,0
n377479	SANTA PRENDA Z240	2020		CG	-0,1	55,0	2,42	24	1,0	0,07	26	6,0	-0,56	47	93,0
n381547	SANTA PRENDA Z197	2020		CG	0,0	50,0	2,42	24	1,0	-0,02	26	64,0	-1,39	44	99,0
n381834	SANTA PRENDA Z293	2020		CG	-0,1	53,0	2,39	21	1,0	0,06	23	9,0	-0,79	46	98,0
n387776	SAO BENTO X032	2020		CG	1,2	12,0	2,33	24	1,0	-0,05	26	84,0	0,15	48	36,0
n373436	SERENO 20051	2020		CG	1,4	8,0	2,31	23	1,0	-0,01	25	61,0	-1,03	44	99,0
405955	SERENO 38-TE20049	2020	38	CG	1,7	4,0	2,23	26	1,0	-0,20	28	99,0	0,25	46	27,0
406800	SERENO 38-TE20043	2020	38	CG	1,2	12,0	2,23	23	1,0	-0,17	25	99,0	0,30	45	23,0
n393872	BARRAGEM M005	2020		CG	0,0	52,0	2,22	26	1,0	-0,06	28	90,0	-0,53	47	92,0
n381509	SANTA PRENDA Z068	2020		CG	0,7	25,0	2,21	24	1,0	-0,08	26	95,0	0,09	47	42,0
n392436	SANTA TEREZA P4320	2020		CG	1,1	13,0	2,19	26	1,0	-0,04	28	83,0	0,11	50	40,0
n381850	SANTA PRENDA Z210	2020		CG	1,0	15,0	2,18	22	1,0	0,03	24	23,0	-0,43	46	87,0
n391702	SAO BENTO X095	2020		CG	0,9	19,0	2,15	23	1,0	-0,05	25	83,0	2,04	47	0,1

BRAFORD TOUROS JOVENS ORDENADOS POR GORDURA INTRAMUSCULAR - TOP 1%

Reg	Nome	Nasc.	Grau Sangue	Livro	IQG	%	Área de Olho de Lombo			Gordura Intramuscular			Acabamento de Carcaça		
							DEP	AC	%	DEP	AC	%	DEP	AC	%
n381507	SANTA PRENDA 38-Z063	2020	38	CCG	1,7	4,0	1,44	21	8,0	0,35	22	0,1	0,39	38	16,0
n401630	UMBU 075	2020		CCG	-0,7	76,0	-2,46	17	99,0	0,27	19	0,1	0,66	38	4,0
n401631	UMBU 080	2020		CCG	0,3	37,0	0,11	17	48,0	0,24	19	0,1	-0,65	38	96,0
n381504	SANTA PRENDA Z057	2020		CCG	-0,4	66,0	-0,07	23	55,0	0,22	25	0,1	-0,48	46	90,0
n385278	PRIMAVERA E041	2020		CCG	1,4	8,0	1,26	25	11,0	0,21	27	0,1	-1,15	47	99,0
n401575	UMBU 008	2020		CCG	-1,0	83,0	1,74	18	4,0	0,20	19	0,1	1,96	39	0,1
n393870	BARRAGEM M001	2020		CCG	-1,2	88,0	-1,66	22	96,0	0,19	24	0,1	-0,23	45	74,0
n385360	PRIMAVERA E147	2020		CCG	-1,0	85,0	-1,43	20	94,0	0,19	23	0,1	-0,81	46	98,0
n401791	UMBU 0208	2020		CCG	-0,1	53,0	-0,84	17	83,0	0,19	19	0,1	1,46	38	0,1
n383812	BARRAGEM M043	2020		CCG	1,6	6,0	1,76	20	4,0	0,18	22	0,1	-0,11	43	62,0
n393877	BARRAGEM M028	2020		CCG	0,7	26,0	1,53	22	6,0	0,18	24	0,1	-0,05	44	56,0
n392433	SANTA TEREZA P4308	2020		CCG	0,2	40,0	0,25	26	42,0	0,18	28	0,1	-1,34	50	99,0
n381527	SANTA PRENDA Z137	2020		CCG	0,8	22,0	0,56	23	30,0	0,17	25	0,1	0,98	46	1,0
n399199	GIULIA 1018	2020		CCG	0,8	22,0	0,09	17	49,0	0,17	18	0,1	-0,53	36	92,0
n392428	SANTA TEREZA P4290	2020		CCG	-0,1	53,0	-2,06	25	99,0	0,17	28	0,1	0,40	49	15,0
n392401	SANTA TEREZA P4182	2020		CCG	2,9	0,5	3,05	28	0,1	0,16	29	0,1	-2,11	50	99,0
n381813	SANTA PRENDA Z160	2020		CCG	1,2	12,0	1,89	24	3,0	0,15	26	0,1	0,51	46	9,0
n381539	SANTA PRENDA Z166	2020		CCG	0,1	46,0	1,66	24	5,0	0,15	26	0,1	-0,20	46	71,0
n391751	SAO BENTO X277	2020		CCG	-0,1	54,0	1,23	23	11,0	0,15	25	0,1	0,08	47	42,0
386709	MÃE RAINHA 38-Z62 RAULITO MAESTRO	2020	38	CCG	5,3	0,1	6,91	27	0,1	0,14	29	0,1	0,17	0	34,0
n401573	UMBU 006	2020		CCG	1,9	3,0	1,22	18	11,0	0,13	19	0,5	-0,79	39	98,0
n392410	SANTA TEREZA P4234	2020		CCG	-0,2	57,0	-2,19	25	99,0	0,13	28	0,5	2,61	50	0,1
n381546	SANTA PRENDA Z189	2020		CCG	-0,1	52,0	1,43	24	8,0	0,13	26	0,5	-1,04	47	99,0
n392487	SANTA TEREZA P4112	2020		CCG	-0,8	78,0	0,13	25	47,0	0,12	28	1,0	1,69	49	0,1
n392421	SANTA TEREZA P4274	2020		CCG	2,4	1,0	0,80	25	22,0	0,11	27	1,0	2,66	50	0,1
373430	SERENO 38-20031	2020	38	CCG	1,2	11,0	-0,08	25	56,0	0,11	27	1,0	-1,77	46	99,0
n418014	BARRAGEM BRAFORD M054	2020		CCG	0,5	31,0	1,46	20	7,0	0,11	22	1,0	1,35	44	0,1
n385340	PRIMAVERA E196	2020		CCG	0,3	38,0	-1,59	22	96,0	0,11	25	1,0	-0,30	46	79,0
n392413	SANTA TEREZA P4242	2020		CCG	-3,1	99,0	-3,65	25	99,0	0,11	28	1,0	-0,91	49	99,0
n387695	SANTA PRENDA Z065	2020		CCG	-0,1	54,0	0,95	23	18,0	0,11	25	1,0	-0,77	44	98,0
373428	SERENO 38-20027	2020	38	CCG	1,8	4,0	0,51	26	32,0	0,10	28	1,0	0,52	47	9,0

BRAFORD TOUROS JOVENS ORDENANDOS POR ACABAMENTO DE CARÇAÇA - TOP 1%

Reg	Nome	Nasc.	Grau Sangue	Livro	IQG	%	Área de Olho de Lombo			Gordura Intramuscular			Acabamento de Carçaça		
							DEP	AC	%	DEP	AC	%	DEP	AC	%
386800	MÃE RAINHA 38-Z74 MAGNO EXPERTO	2020	38	CG	5,9	0,1	7,26	30	0,1	-0,15	31	99,0	9,96	50	0,1
387870	SAO BENTO 38-TEX042	2020	38	CG	2,9	0,5	5,63	29	0,1	-0,13	30	99,0	5,31	50	0,1
410790	ESTÂNCIA AURORA 38-FIVA20035 CABURÉ	2020	38	CG	4,6	0,1	8,97	31	0,1				4,77	52	0,1
n381052	ESTÂNCIA AURORA A20287	2020		CG	1,0	15,0	-1,24	28	91,0				3,87	50	0,1
n387774	SAO BENTO X011	2020		CG	2,1	2,0	4,36	24	0,1	-0,01	26	54,0	3,57	48	0,1
387775	SAO BENTO 38-X025	2020	38	CG	1,2	11,0	3,42	24	0,1	0,00	26	48,0	3,44	48	0,1
388119	SAO BENTO 38-TEX026	2020	38	CG	3,1	0,1	7,25	29	0,1	-0,10	30	99,0	3,26	50	0,1
n387674	SANTA PRENDA Z118	2020		CG	3,7	0,1	3,28	26	0,1	-0,05	27	87,0	3,25	45	0,1
n381022	ESTÂNCIA AURORA A20249	2020		CG	3,8	0,1	0,30	27	40,0				3,22	50	0,1
410791	ESTÂNCIA AURORA 38-FIVA20051 CURUPY	2020	38	CG	3,6	0,1	5,06	30	0,1				3,05	51	0,1
n393826	SANTA TEREZA P4160	2020		CG	1,0	15,0	1,12	26	13,0	-0,09	28	97,0	3,04	50	0,1
n387669	SANTA PRENDA Z107	2020		CG	3,7	0,1	4,25	24	0,1	-0,18	25	99,0	2,75	40	0,1
n399193	GIULIA 1011	2020		CG	1,0	16,0	0,54	21	31,0	0,02	23	34,0	2,67	39	0,1
n392421	SANTA TEREZA P4274	2020		CG	2,4	1,0	0,80	25	22,0	0,11	27	1,0	2,66	50	0,1
n392410	SANTA TEREZA P4234	2020		CG	-0,2	57,0	-2,19	25	99,0	0,13	28	0,5	2,61	50	0,1
n386708	MÃE RAINHA Z61 TREVO MAESTRO	2020		CG	3,1	0,1	0,04	27	51,0	0,06	29	9,0	2,45	49	0,1
n392490	SANTA TEREZA P4124	2020		CG	0,8	22,0	2,43	26	1,0	-0,06	28	91,0	2,21	50	0,1
n401844	UMBU 0268	2020		CG	-0,2	60,0	-0,28	17	64,0	0,00	19	48,0	2,15	38	0,1
n392422	SANTA TEREZA P4276	2020		CG	3,3	0,1	2,56	22	0,5	0,01	24	43,0	2,10	48	0,1
n391705	SAO BENTO X105	2020		CG	-0,8	79,0	1,28	23	10,0	0,06	25	9,0	2,06	47	0,1
n391702	SAO BENTO X095	2020		CG	0,9	19,0	2,15	23	1,0	-0,05	25	83,0	2,04	47	0,1
n380756	ESTÂNCIA AURORA A20219	2020		CG	2,8	0,5	-0,83	27	82,0				2,02	50	0,1
n401575	UMBU 008	2020		CG	-1,0	83,0	1,74	18	4,0	0,20	19	0,1	1,96	39	0,1
388118	SAO BENTO 38-TEX013	2020	38	CG	2,6	0,5	6,16	29	0,1	-0,10	30	99,0	1,88	0	0,1
402669	SAO BENTO 38-TEX017	2020	38	CG	2,4	1,0	6,28	29	0,1	-0,12	30	99,0	1,83	50	0,1
n391713	SAO BENTO X136	2020		CG	0,4	35,0	-0,51	23	72,0	0,01	25	38,0	1,78	47	0,1
n391704	SAO BENTO X100	2020		CG	0,3	39,0	0,16	23	46,0	0,04	25	21,0	1,76	47	0,1
n392504	SANTA TEREZA P4198	2020		CG	-0,5	70,0	-0,53	25	73,0	0,08	28	5,0	1,70	49	0,1
n392487	SANTA TEREZA P4112	2020		CG	-0,8	78,0	0,13	25	47,0	0,12	28	1,0	1,69	49	0,1
n392381	SANTA TEREZA P4028	2020		CG	-0,4	65,0	-0,96	23	86,0	-0,01	26	60,0	1,60	49	0,1
n393320	SAO BENTO TEX014	2020		CG	1,7	4,0	4,80	29	0,1	-0,05	30	85,0	1,57	50	0,1
n381035	ESTÂNCIA AURORA A20263	2020		CG	2,4	1,0	-0,10	29	57,0				1,55	51	0,1
n386789	MÃE RAINHA Z86 X-BULL	2020		CG	2,6	1,0	3,18	28	0,1	0,03	30	25,0	1,47	50	0,1
n391729	SAO BENTO X200	2020		CG	-1,1	87,0	-1,04	23	87,0	0,03	25	23,0	1,46	47	0,1
n401791	UMBU 0208	2020		CG	-0,1	53,0	-0,84	17	83,0	0,19	19	0,1	1,46	38	0,1

BRAFORD TOUROS JOVENS ORDENANDOS POR ACABAMENTO DE CARÇAÇA - TOP 1%

Reg	Nome	Nasc.	Grau Sangue	Livro	IQG	%	Área de Olho de Lombo			Gordura Intramuscular			Acabamento de Carçaça		
							DEP	AC	%	DEP	AC	%	DEP	AC	%
n393318	SAO BENTO TEX010	2020		CG	1,9	3,0	4,15	29	0,1	-0,12	30	99,0	1,36	50	0,1
n392423	SANTA TEREZA P4278	2020		CG	0,7	23,0	-0,91	25	84,0	-0,07	27	93,0	1,35	49	0,1
n418014	BARRAGEM BRAFORD M054	2020		CG	0,5	31,0	1,46	20	7,0	0,11	22	1,0	1,35	44	0,1
n391699	SAO BENTO X088	2020		CG	-1,6	95,0	-2,27	23	99,0	-0,03	25	72,0	1,35	47	0,1
n392388	SANTA TEREZA P4122	2020		CG	1,1	14,0	0,61	27	29,0	-0,14	29	99,0	1,34	50	0,1
n393327	SAO BENTO TEX035	2020		CG	1,3	10,0	3,51	29	0,1	-0,12	30	99,0	1,31	50	0,1
n392523	SANTA TEREZA P4016	2020		CG	0,8	22,0	-1,94	24	98,0	-0,12	26	99,0	1,28	49	0,1
n393119	SANTA TEREZA P4194	2020		CG	1,5	7,0	3,31	28	0,1	-0,08	29	96,0	1,18	50	0,5
n385355	PRIMAVERA E123	2020		CG	-0,1	56,0	0,53	22	31,0	0,01	24	41,0	1,18	46	0,5
n392496	SANTA TEREZA P4156	2020		CG	2,6	0,5	2,88	26	0,5	0,04	28	22,0	1,17	50	0,5
n401625	UMBU 066	2020		CG	-0,2	59,0	1,15	17	13,0	0,00	19	51,0	1,13	39	0,5
n392429	SANTA TEREZA P4294	2020		CG	1,3	9,0	0,56	25	30,0	0,03	28	26,0	1,10	50	0,5
n392409	SANTA TEREZA P4218	2020		CG	-0,4	66,0	-3,43	27	99,0	0,02	30	36,0	1,10	51	0,5
n387672	SANTA PRENDA Z116	2020		CG	3,3	0,1	4,30	26	0,1	-0,16	27	99,0	1,09	45	0,5
n401794	UMBU 0211	2020		CG	-0,3	61,0	-0,09	17	56,0	0,04	19	20,0	1,08	38	0,5
n401577	UMBU 013	2020		CG	-0,2	56,0	1,90	19	3,0	-0,05	20	86,0	1,07	39	0,5
n392404	SANTA TEREZA P4200	2020		CG	0,1	48,0	1,72	26	4,0	0,01	28	43,0	1,06	50	0,5
n380744	ESTÂNCIA AURORA A20421	2020		CG	3,8	0,1	1,58	26	6,0				1,05	50	0,5
n392486	SANTA TEREZA P4102	2020		CG	1,0	15,0	0,14	25	47,0	-0,05	27	84,0	1,01	50	0,5
n386797	MAE RAINHA Z94	2020		CG	3,1	0,5	3,19	27	0,1	-0,16	29	99,0	1,00	49	0,5
n381527	SANTA PRENDA Z137	2020		CG	0,8	22,0	0,56	23	30,0	0,17	25	0,1	0,98	46	1,0
n393882	BARRAGEM M033	2020		CG	-0,1	56,0	1,36	21	9,0	0,02	23	30,0	0,98	44	1,0
411498	SAO BENTO 38-TEX043	2020	38	CG	2,8	0,5	6,85	30	0,1	-0,02	31	64,0	0,94	50	1,0
n376182	0214 OEMA DI MARIA BRAFORD	2020		CG	-1,0	84,0	-0,22	22	62,0	-0,08	24	95,0	0,94	41	1,0
n397176	SAO BENTO X259	2020		CG	3,8	0,1	4,22	23	0,1	0,05	24	15,0	0,90	47	1,0
n381816	SANTA PRENDA Z180	2020		CG	1,0	16,0	2,67	23	0,5	0,02	25	34,0	0,86	46	1,0
n392420	SANTA TEREZA P4266	2020		CG	-0,5	71,0	0,16	24	46,0	0,10	26	2,0	0,85	48	1,0
n387801	SAO BENTO X338	2020		CG	-0,1	53,0	2,06	26	2,0	0,09	27	2,0	0,85	49	1,0
n381555	SANTA PRENDA Z297	2020		CG	0,4	36,0	0,90	23	19,0	0,09	25	3,0	0,84	46	1,0
n392386	SANTA TEREZA P4116	2020		CG	0,2	42,0	-1,13	26	89,0	-0,08	28	95,0	0,84	50	1,0




Mãe Rainha: 12 anos de Pampaplus

Foram avaliados 2.277 animais. Em 2021, no sumário de fêmeas Braford das 10 primeiras líderes 3 são da Mãe Rainha. Fomos bi-campeões do prêmio TOP Pampaplus Braford com os touros Expresso e Fernet, estes com os melhores dados de toda uma geração.



LUTADOR

Foi campeão do prêmio
TOP Pampaplus Hereford em 2018.



FERNET

Foi campeão do
prêmio TOP Pampaplus
Braford em 2021.



EXPRESSO

Foi campeão do prêmio
TOP Pampaplus Braford em 2020.



PATRICINHA

Por vários anos foi a
vacca líder do sumário
de fêmeas Braford.

C.O.R.T.

GENÉTICA BRASIL



GENÉTICA ADAPTADA E FUNCIONAL

PORRETE

CGC171302 Estância
Aurora 38-581 3 Pontos
X Estância Aurora 38-1327

ANAMÃ

Pampiano 38-A198 (Casa Nova)
X Pitangueira 38-A252 (Big Brother)

PAYSANO

Nelius Antiquísimo
(Don Sebastian 3/8)
X Alvorada 14-L4888

MACETE

CCG213953 UMBU
38-D013
X Rm1 UMBU 2013

CINAMOMO

São Luiz 38-A 141 Boss da Pedro S.
X São Luiz Jakão 38-0134
da Pedro Surreaux

MACANUDO

GAP 38-FIVG307 SINUELO X
GUATAMBU MS 38-K243

PONTAÇO

TAMANCA ALABAMA 1002 L055
X C167016 RECLUTA K170

ALMIRANTE

IA-636 - S QUARE D TORTUGA 953 T
X TOPASS RAMBO 14


DIUB
TURIN

ANTICONCEPCIONAL
DA FÊMEA BOVINA
MAIS GORDAS E VAZIAS

TRONCO MOD. TF3 e
APARTADOR MOD. 2/5

LINHA BOVINOS

1 ÚNICO
OPERADOR!



ÚNICO
GALVANIZADO
A FOGO

TECNOFORTE
ESTRUTURAS DE MANEJO PECUÁRIO

COMPATÍVEL COM QUALQUER BALANÇA ELETRÔNICA DO MERCADO

ESTRUTURAS
PORTÁTEIS

MATRIZ:

Uruguaiana-RS - Br 472, Km 581

Cort Genética Brasil

cortgeneticabrasilrs

atendimento@cortgeneticabrasil.com

www.cortgeneticabrasil.com

55 3414-0198 - 3414-0164 (55) 9 9682-9820

Cuiabá-MT Campo Grande-MS

(65) 9 9975-0433 (67) 9 8126-0098



Visite-nos!



AGROPECUÁRIA
DOM VITOR
SANTA VITÓRIA DO PALMAR-RS



DOM VITOR CUBO 1528 – QUERÊNCIA

Suprema Campeã Rústica PC da Nacional 2022
Parceria com Agropecuária Querência Velha
Vale Verde-RS



DOM VITOR BOOMER 791 – RUBY

Campeão Rústico PC Expointer 2021
Parceiro Fazenda São Pedro – Muitos Capões-RS

VENDA PERMANENTE DE TOUROS E VENTRES!

(53) 99958 3764   @ agropecuariadomvitor



Estância

CERRO DO OURO

desde 1918

Remate 14/10 19 horas

Parque de Exposições
Assis Brasil · São Gabriel · RS

Transmissão via



♦ Venda Permanente de Touros, Vêntres e Embriões ♦

(55) 3232 7660
cerro.do.ouro@hotmail.com

Rua Barão de São Gabriel - 920
São Gabriel, RS- CEP 97.300-280




ANIMAIS CRIADOS A PASTO



QUALIDADE DE ORIGEM
PRODUTO



MACIEZ & MARMOREIO & SUCULÊNCIA & *hummm, que sabor!*



HEREFORD

QUALIDADE DE ORIGEM



@carnehereford



EQUIPE PAMPAPLUS

• PEQUISADORES •

D. Sc. Antônio do Nascimento Rosa - Embrapa Gado de Corte
D. Sc. Luiz Otávio Campos da Silva Embrapa - Embrapa Gado de Corte
D. Sc. Paulo Roberto Costa Nobre - Fundapam/Genaplus
Ph D. Fernando Flores Cardoso - Embrapa Pecuária Sul
Ph. D. Roberto Augusto de Almeida Torres Júnior - Embrapa Gado de Corte
D. Sc., Marcos Jun Iti Yokoo - Embrapa Pecuária Sul
M. Sc. Joal Brazzale Leal - Embrapa Pecuária Sul

• ANALISTAS DE SISTEMAS •

Andrea Gondo - Embrapa Gado de Corte
Henry Gomes de Carvalho - Embrapa Pecuária Sul
Willian Coelho (Programa Capes - Embrapa - UFPel | ABHB
Vinicius Junqueira Silva - UFV

• COMITÊ TÉCNICO DE ACOMPANHAMENTO DO PAMPAPLUS •

Paulo Schermann Azambuja - Presidente do Conselho Técnico da ABHB
Patricia Leal Wolf - Membro do Conselho Técnico Coordenador pela Raça Hereford
Aldo José Tavares dos Santos - Membro do Conselho Técnico Coordenador pela Raça Braford
Natacha Gonzales Lüttjohann - Coordenadora do PampaPlus - ABHB
M. Sc. Joal Brazzale Leal - Pesquisador Convidado

• ORGANIZAÇÃO DO SUMÁRIO •

M.V. Natacha Gonzales Lüttjohann - ABHB - PampaPlus





abhb.com.br • pampaplusnet.com.br



@abhb_



Hereford Braford



[Youtube.com/HerefordeBraford](https://www.youtube.com/HerefordeBraford)



@carnehereford



@carnehereford



@pampaplus